



Cambridge Police Department BridgeStat

January 2023

Produced by the Crime Analysis Unit



Part I Total Crime

An analysis of serious crime statistics for January of 2023 points to a moderate increase of 17% in the Part One index total for Cambridge when compared with January of 2022. During the first month of this year, there were 195 serious crimes reported in the City. For the same time period in 2022, the combined total for Murder, Rape, Robbery, Aggravated Assault, Burglary, Larceny & Auto theft was 167 incidents. When measured against the five-year average, a 10% rise in the crime index has been registered.

Further analysis of the crime totals for the first month of 2023 indicates that violent crimes recorded a 10% increase to start the year when compared with last year. Similarly, property crimes rose 18% with 26 additional crimes reported when compared with the first month of 2022. There were zero homicides, two rapes, three robberies and 17 aggravated assaults recorded in the first 30 days of 2023.

The 267% increase in shopliftings and the 70% rise in aggravated assaults and bicycle larcenies when compared with January of 2022 were the key trend indicators observed so far in 2023 that drove the upward curve in the crime index for January. Conversely, overall robberies decreased by 63% from eight to three incidents and larcenies from motor vehicles dropped 28% from 46 thefts to 33 when comparing the first month of 2023 with that of 2022.

When analyzing the serious crime totals of January of 2023 versus the previous month of December 2022, there has been a temperate decrease of 14% in the number of index incidents with 31 fewer crimes reported.

An analysis of **preliminary** end-of-the-year serious crime statistics for Cambridge in 2022 reveals a moderate increase of 10% in the Part One index total reported to the FBI when compared with the same time period in 2021. In 2022, there were 2,866 serious crimes reported in the City. Through December 31st in 2021, the combined total for Murder, Rape, Robbery, Aggravated Assault, Burglary, Larceny & Auto theft was 2,597 incidents.

	<u>4 Week Snapshot</u>			<u>Year to Date</u>			<u>Five Year</u>	
	12/6/22 - 1/2/23	1/3/23 - 1/30/23	Change	2022	2023	Change	Avg	Change
Total Violent Crime	26	22	-15%	20	22	10%	20	10%
Total Property Crime	190	163	-14%	147	173	18%	158	9%
Total Part I Crime	216	185	-14%	167	195	17%	178	10%



Part I Property Crime

Analysis of property crime totals for January of 2023 reveals an 18% increase when measured against the January 2022 totals and a 9% rise above the five-year average of 158.

A majority of the property crime categories recorded substantial inclines when measured against the first 30 days of 2022, most notably a 267% jump in shopliftings (up 24 incidents), a 70% rise in bike thefts (up 7 incidents), and a 400% increase in commercial breaks (up 4 incidents). Meanwhile, larcenies from motor vehicles dropped 28% (down 13 thefts), auto thefts slipped 40% (down 4 incidents), and housebreaks decreased by 21% (down 3 incidents).

	4 Week Snapshot			Year to Date			Five Year	
	12/6/22 - 1/2/23	1/3/23 - 1/30/23	Change	2022	2023	Change	Avg	Change
Burglary	23	15	-35%	15	16	7%	13	23%
Commercial Break	4	5	25%	1	5	400%	2	150%
Housebreak	19	10	-47%	14	11	-21%	11	0%
Larceny	159	143	-10%	122	151	24%	137	10%
Larceny (Misc)	6	5	-17%	8	5	-38%	5	0%
Larceny from Building	15	17	13%	15	19	27%	20	-5%
Larceny from MV	55	29	-47%	46	33	-28%	32	3%
Larceny from Person	9	8	-11%	5	8	60%	6	33%
Larceny from Residence	36	27	-25%	25	28	12%	34	-18%
Larceny of Bicycle	11	17	55%	10	17	70%	18	-6%
Larceny of Plate	1	5	400%	2	5	150%	1	400%
Larceny of Services	1	3	200%	2	3	50%	1	200%
Shoplifting	25	32	28%	9	33	267%	20	65%
Auto Theft	8	5	-38%	10	6	-40%	7	-14%
Total Property Crime	190	163	-14%	147	173	18%	158	9%



Part I Violent Crime

From January 1st to January 30th of 2023, there were 22 violent crimes recorded in Cambridge, two incidents (+10%) above both last year's first-month total of 20 and the 20 incidents forecasted for the first month of the year.

There were two rapes reported in Cambridge during January of 2023, the same number that was reported during the first month of 2022. The two rapes in January 2023 were categorized as one domestic incident and one contact scenario.

The trend observed during the past couple years of a high percentage of aggravated assaults and street robberies occurring in Central Square and on peripheral side streets has at least temporarily subsided during January 2023. This month, only three of the 17 aggravated assaults and zero of the three street robberies were reported in the Central Square area.

For only the fourth time in 20 years, no murders were reported in Cambridge in 2022 and this trend has continued through January of 2023. The last murder in Cambridge took place on March 27th, 2021, on Pemberton St. It remains under investigation.

	4 Week Snapshot			Year to Date			Five Year	
	12/6/22 - 1/2/23	1/3/23 - 1/30/23	Change	2022	2023	Change	Avg	Change
Homicide	0	0	IN-CALC	0	0	IN-CALC	0	IN-CALC
Rape	6	2	-67%	2	2	0%	2	0%
Robbery	3	3	0%	8	3	-63%	5	-40%
Commercial Robbery	0	1	IN-CALC	1	1	0%	1	0%
Street Robbery	3	2	-33%	7	2	-71%	4	-50%
Aggravated Assault	17	17	0%	10	17	70%	13	31%
Total Violent Crime	26	22	-15%	20	22	10%	20	10%



MURDER

No Patterns

- No murders have been reported in Cambridge in 2023 through January 30th.*
- There were no murders recorded in Cambridge in 2022. This has happened only three other times in the past 20 years—in 2004, 2007, and 2010.
- In the last reported homicide in Cambridge, on Saturday 3/27/21, there was a fatal shooting that occurred at approximately 12:40 a.m. on Pemberton Street. The victim was reportedly located unconscious outside his vehicle by a passerby who called 911. The victim was transported to Mount Auburn Hospital where he later died. The victim has been identified as Xavier Louis-Jacques, 19, of Cambridge. The investigation is ongoing.
- On April 23, 2020, Jose Bermudez was arrested for the fatal daylight stabbing of 33-year-old Danilo Perez in Central Square on April 14. Bermudez and Perez were both part of the homeless community and were known to each other. Bermudez is being held without bail. This was the only homicide recorded in 2020.
- There was one murder in Cambridge in 2019. The Middlesex DA's Office and the Cambridge Police are asking for public assistance regarding the ongoing investigation into the fatal incident that occurred in the New Street area of Danehy Park around 6:30PM on the night of January 2nd, 2019. This incident is being investigated as a homicide. The preliminary investigation suggests that the victim, 60-year-old Paul Wilson, died as a result of blunt force trauma and that robbery does not appear to have been the motive.

* Please note: These figures exclude the fatal Cambridge Police officer-involved shooting of Sayed Faisal on January 4, 2023.

Percent Change*

Last 4 Weeks

0%

Previous Year

0%

5-Year Average

0%

*IN -CAL: Percentages are not calculated for numbers so small as to present a statistically misleading percentage.





RAPE

No Patterns

- There were two rapes reported in Cambridge during January of 2023, the same number that was reported during the first month of 2022. The two rapes reported in January of 2023 were categorized as one domestic incident and one contact scenario.

2022 Review:

- Preliminary counts indicate that there were 43 rapes reported in 2022, seven more than were reported during the same time frame last year. The current total is also 13 incidents above the five-year average of 30 crimes.
- The 43 rapes reported in 2022 have been categorized as 23 acquaintance incidents, five blitz scenarios, 10 domestic incidents, four contact assaults, and a home invasion. One of the blitz incidents did result in an arrest.
- The total number of reported rapes tends to fluctuate from year to year, but the number of stranger-to-stranger rapes reported each year in Cambridge—typically between one and five—remains extremely low.

Percent Change*

Last 4 Weeks

-67%

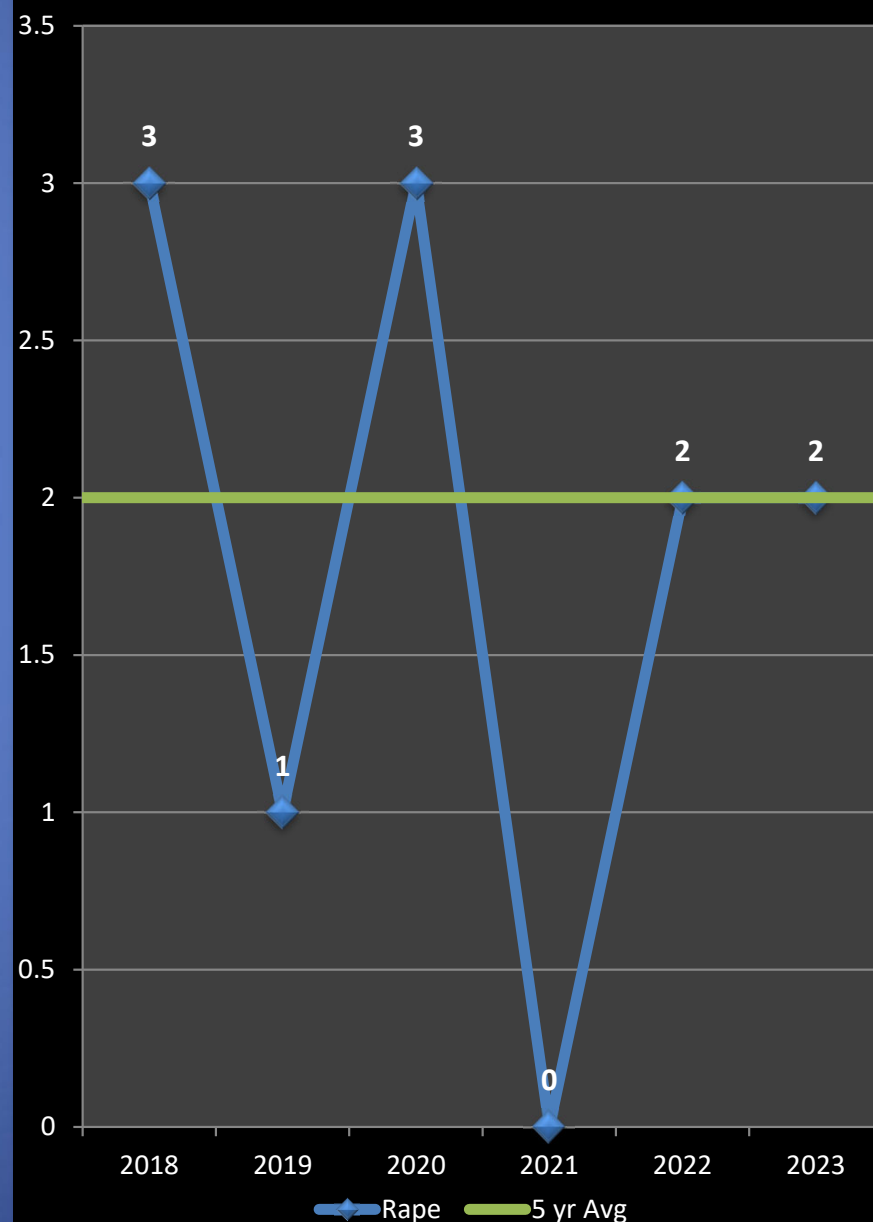
Previous Year

0%

5-Year Average

0%

*IN -CAL: Percentages are not calculated for numbers so small as to present a statistically misleading percentage.

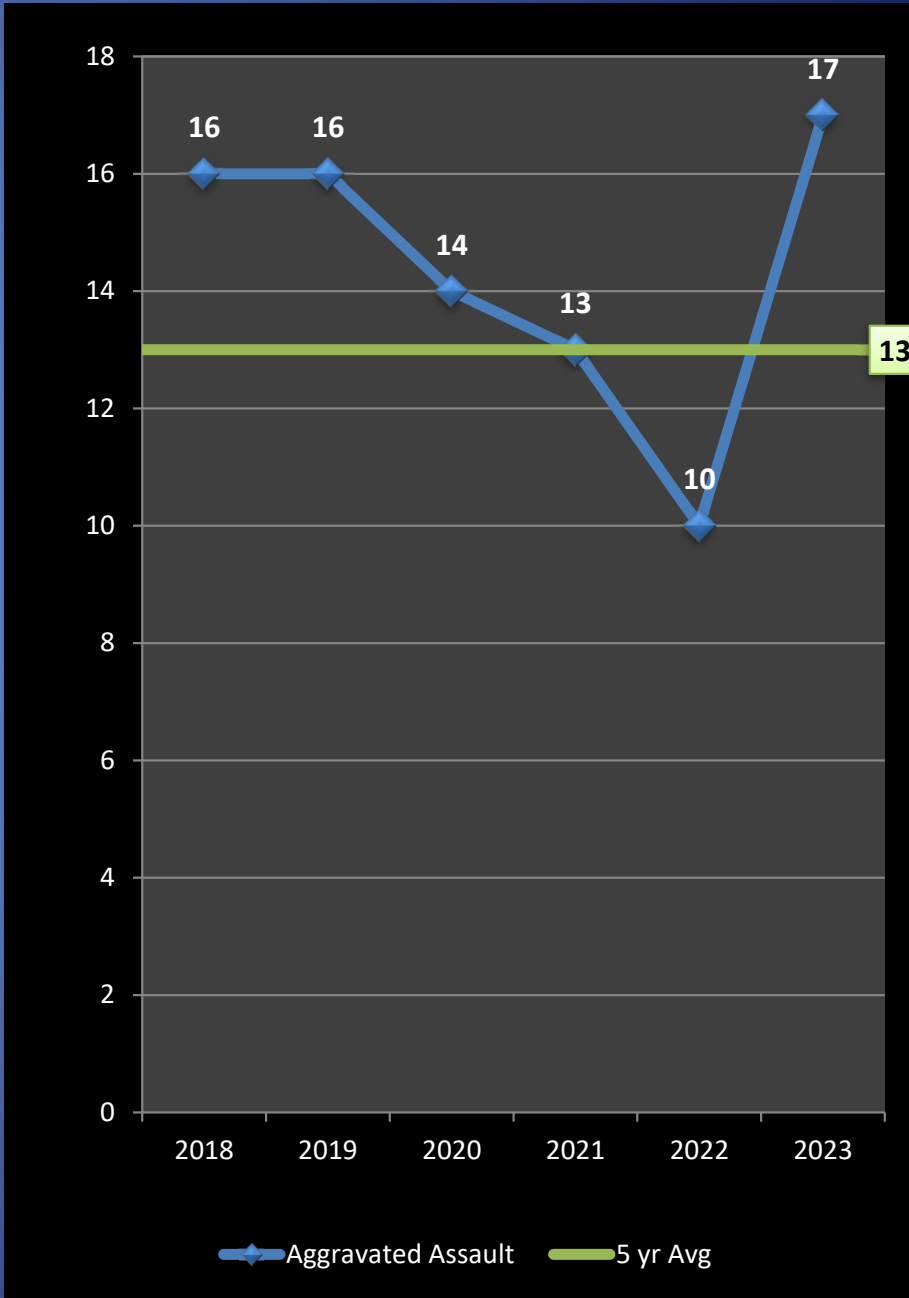



AGGRAVATED ASSAULT

No Patterns

- The total of 17 aggravated assaults reported in January of 2023 was seven crimes (+70%) above the total for the first month of 2022, as well as four incidents (+31%) above the forecast of 13 crimes for the five-year average.
 - The 17 aggravated assaults reported over the first four weeks of this year were composed of the following classifications: 5 unprovoked scenarios; 4 psychotic episodes; 4 domestic altercations; 1 assault between acquaintances; 1 shop owner/patron assault; 1 affray/brawl; and 1 juvenile-related assault.
 - The trend observed during the past couple years of a high percentage of aggravated assaults occurring in Central Square and on peripheral side streets has at least temporarily subsided during January 2023. This month, only three of the 17 aggravated assaults citywide were reported in Central Square.
 - There has been one confirmed shots fired incident in Cambridge through January 30th, 2023*, resulting in the non-fatal shooting of two victims on Washington St. Through the same time period in 2022, there were two shots fired incidents, neither of which resulted in gunshot wounds. See map on slide 9 for more info.
- * Please note: This figure excludes the fatal Cambridge Police officer-involved shooting of Sayed Faisal on January 4, 2023.
- 2022 Review:**
- The preliminary total of 247 aggravated assaults reported in 2022 is 38 crimes (+18%) above the 2021 total and 52 incidents (+27%) above the forecast of 195 crimes for the five-year average.

Percent Change		
Last 4 Weeks	Previous Year	5-Year Average
0%	+70%	+31%

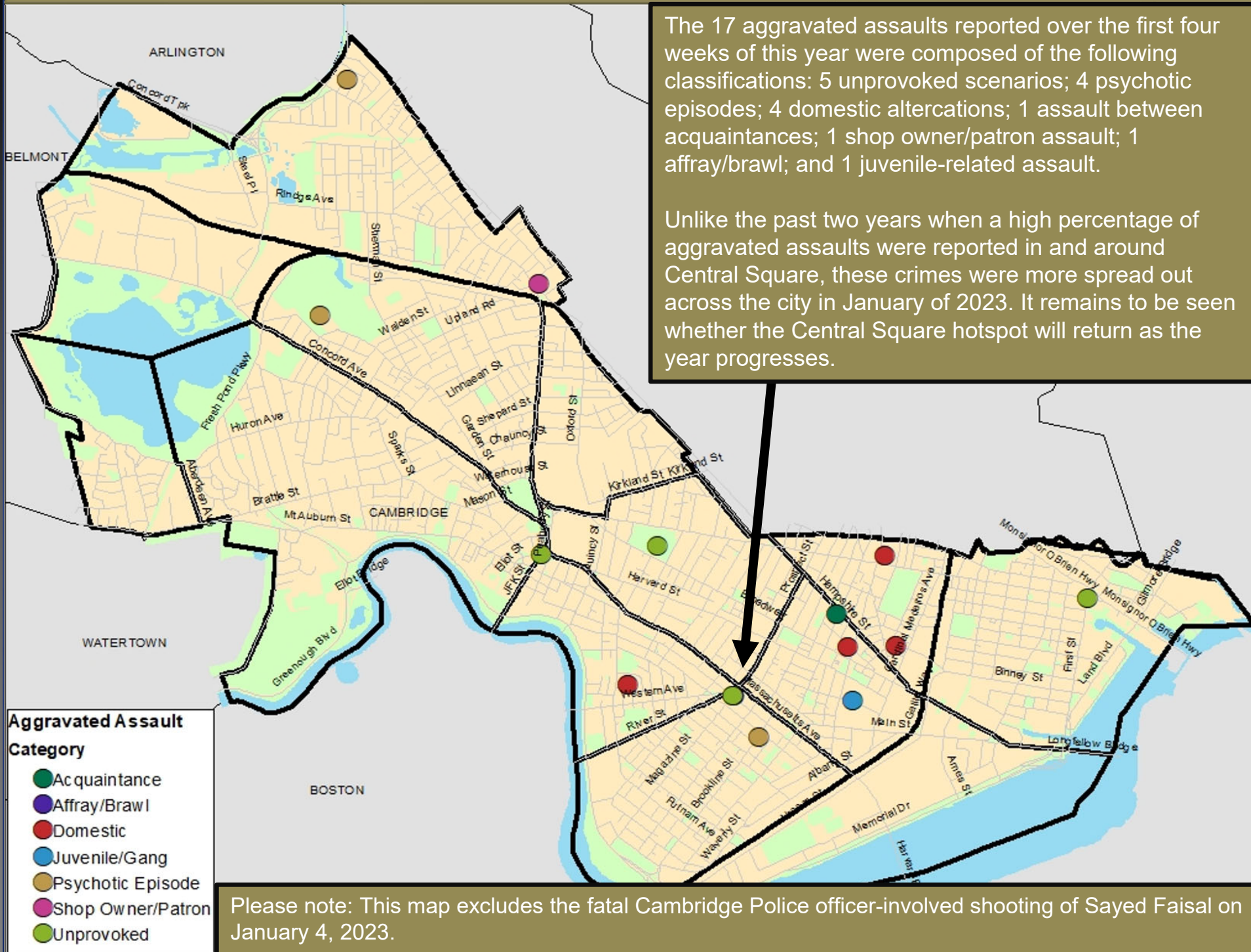





Geographic Breakdown of Aggravated Assaults: 1.1.23 – 1.30.23

Cambridge Police BridgeStat

January
2023

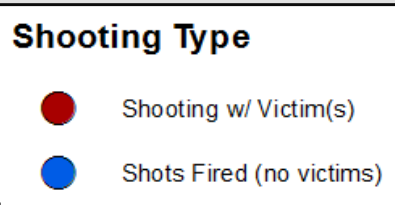
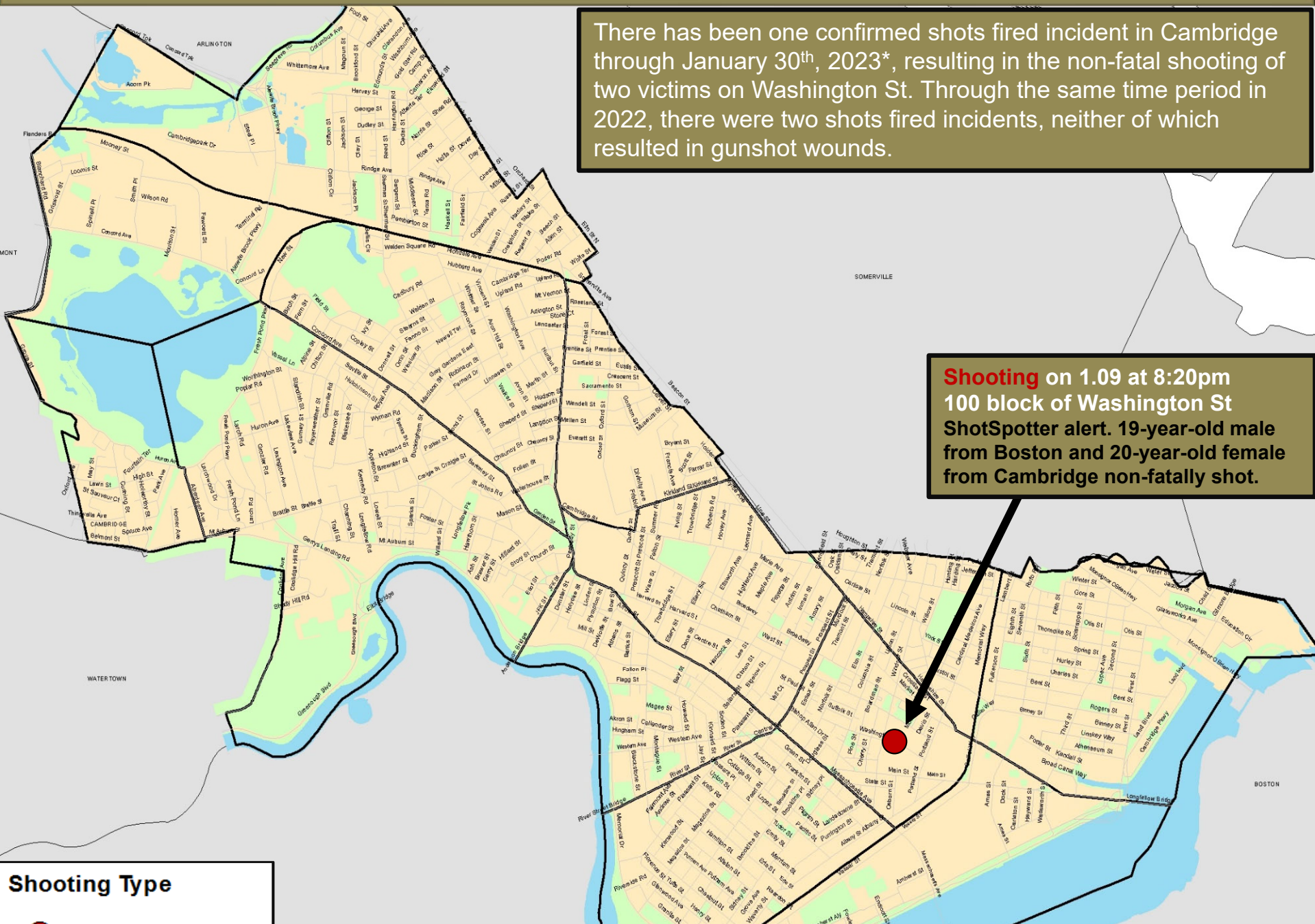




Confirmed Shots Fired and Shootings in Cambridge: 1.1.23 – 1.30.23

There has been one confirmed shots fired incident in Cambridge through January 30th, 2023*, resulting in the non-fatal shooting of two victims on Washington St. Through the same time period in 2022, there were two shots fired incidents, neither of which resulted in gunshot wounds.

Shooting on 1.09 at 8:20pm
100 block of Washington St
ShotSpotter alert. 19-year-old male
from Boston and 20-year-old female
from Cambridge non-fatally shot.



*Please note: This figure/map excludes the fatal Cambridge Police officer-involved shooting of Sayed Faisal on January 4, 2023.

Robbery

No Patterns

- The five-year average for overall robbery in Cambridge for the first month of the year is five incidents. During January of 2023, only three robberies were recorded, which translates to a 40% decrease below the projected total and a 63% decline below the eight robberies counted for the first month of 2022.
- There has been only one commercial robbery so far this year and two unrelated street robberies. The only commercial robbery in January involved a strong-arm robbery at a North Cambridge smoke shop by two local teens.

2022 Review:

- Unofficial statistics for 2022 indicate that through December 31st, the 95 robberies that were recorded in Cambridge point to a substantial 40% increase (+27 incidents) above the 68 robberies counted in 2021. The total of 95 robberies reported in 2022 was also 20 incidents (+27%) above the five-year weighted average of 75.
- There were 17 commercial robberies recorded in Cambridge during 2022, six more than were counted during 2021 and right on par with the five-year average of 17. Only five commercial robberies were reported after July.
- The street robbery total surged from 57 incidents in 2021 to 78 (+37%) in 2022. This total is also 20 incidents above the forecasted total of 58 street robberies for the year.
- Forty-seven of the 78 street robberies in 2022 were concentrated in and around Central Square, with the predominant scenario involving a few predatory suspects stealing cell phones/personal belongings from unhoused individuals around the Square. This continues a trend that emerged over the last few months of 2021. Otherwise, no discernable patterns emerged with this year's increase.

Percent Change

Last 4 Weeks

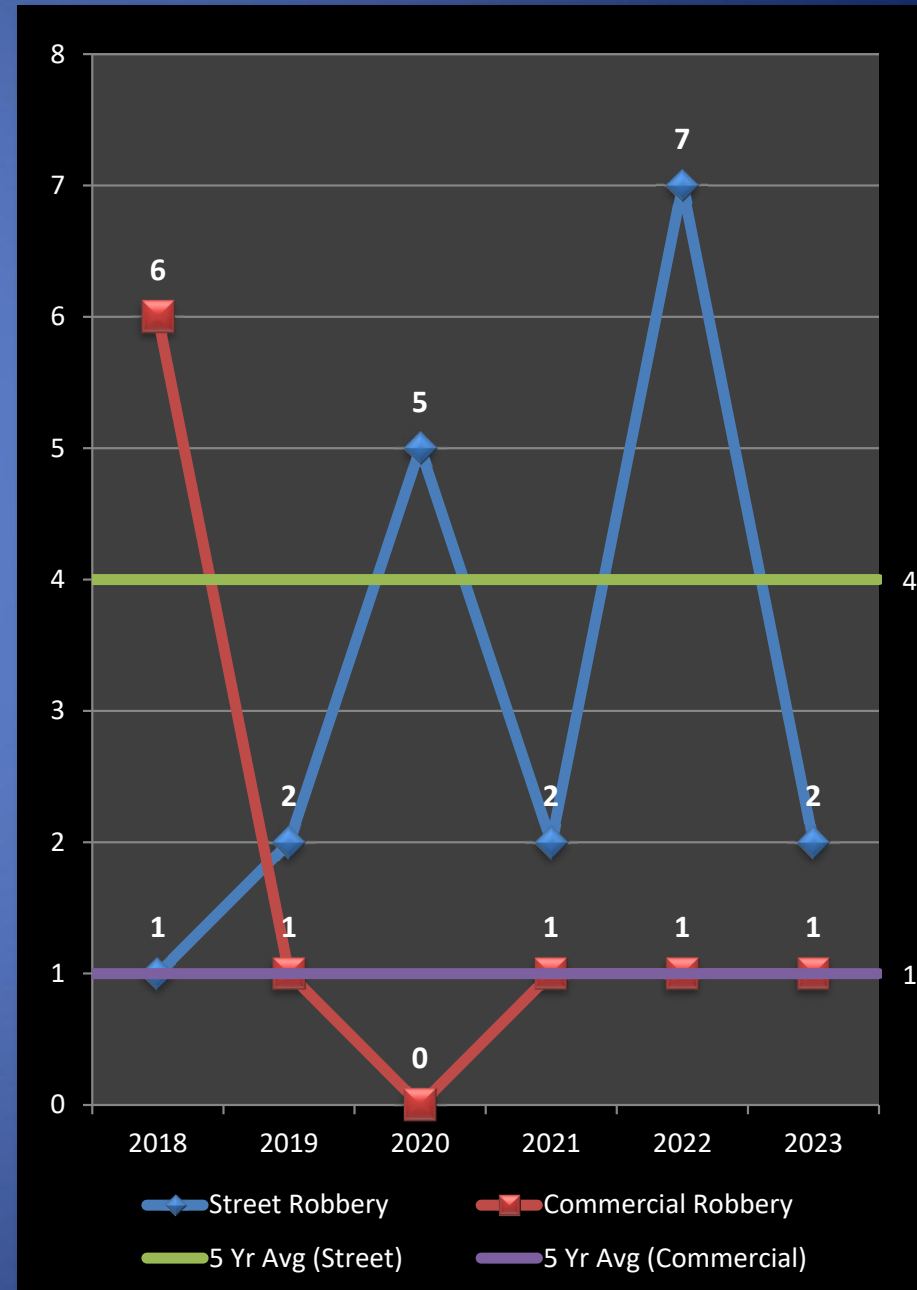
0%


Previous Year

-63%

5-Year Average

-40%





Geographic Breakdown of Street and Commercial Robberies: 1.1.23 – 1.30.23

Strong arm robbery at a smoke shop on Mass Ave on 1/20 at 3:20pm. **Two local teens summonsed.**

The five-year average for overall robbery in Cambridge for the first month of the year is five incidents. During January of 2023, only three robberies were recorded, which translates to a 40% decrease below the projected total and a 63% decline below the eight robberies counted for the first month of 2022.

There has been only one commercial robbery and two unrelated street robberies reported so far this year.

Bike jacking involving juvenile suspects on Cambridge St on 1/17 at 7:30pm.

Report on 1/6/23 of a cell phone robbery that occurred back in Nov. 2022 near Hawthorne St & Mt. Auburn St.

Unlike in January 2022 when all seven of the street robberies that month were committed in and around the periphery of Central Square, continuing a trend of increased activity in the area that began in 2021, none of the robberies in January 2023 took place anywhere near Central Square. It remains to be seen whether this is a reversing trend or just a temporary reprieve.

Robbery

- Commercial Robbery
- Street Robbery

Burglary

No Patterns

- The property index crime of burglary, the combination of residential and commercial breaks, has recorded an increase of 23% in January of 2023 when compared to the five-year average, with three additional incidents reported above the projected total of 13 breaks. When compared with last year's total of 15 incidents for the first month of the year, a 7% increase has been registered (up one incident in 2023).
- Housebreaks year-to-date in 2023 have decreased by three incidents when compared to 2022 (dropping 21% from 14 to 11), while commercial breaks have risen by four crimes (+400%), from one in 2022 to five in 2023.

2022 Review:

- Preliminary end-of-the-year statistics for the property index crime of burglary, the combination of residential and commercial breaks, reveal that an increase of 30% was recorded in 2022 when compared with 2021. When measured against the five-year average of 196 burglaries, the total of 254 incidents in 2022 indicates an incline of 58 incidents (+30%).
- The large increase in overall burglaries in 2022 can be attributed to a 62% spike in housebreaks this year when compared with 2021. The total of 201 housebreaks reported in 2022 is also 62 incidents (+45%) above the five-year average.
- Despite the large increase in housebreaks in 2022, very little defined pattern activity was observed this year.
- There were 53 commercial breaks reported in 2022, which is four incidents (-7%) below the 57 crimes forecasted for the year. After nearly 18 months of registering increases during the Covid period, this target crime registered a decrease of 26% below last year's total of 72, with 19 fewer incidents recorded.

Percent Change

Last 4 Weeks

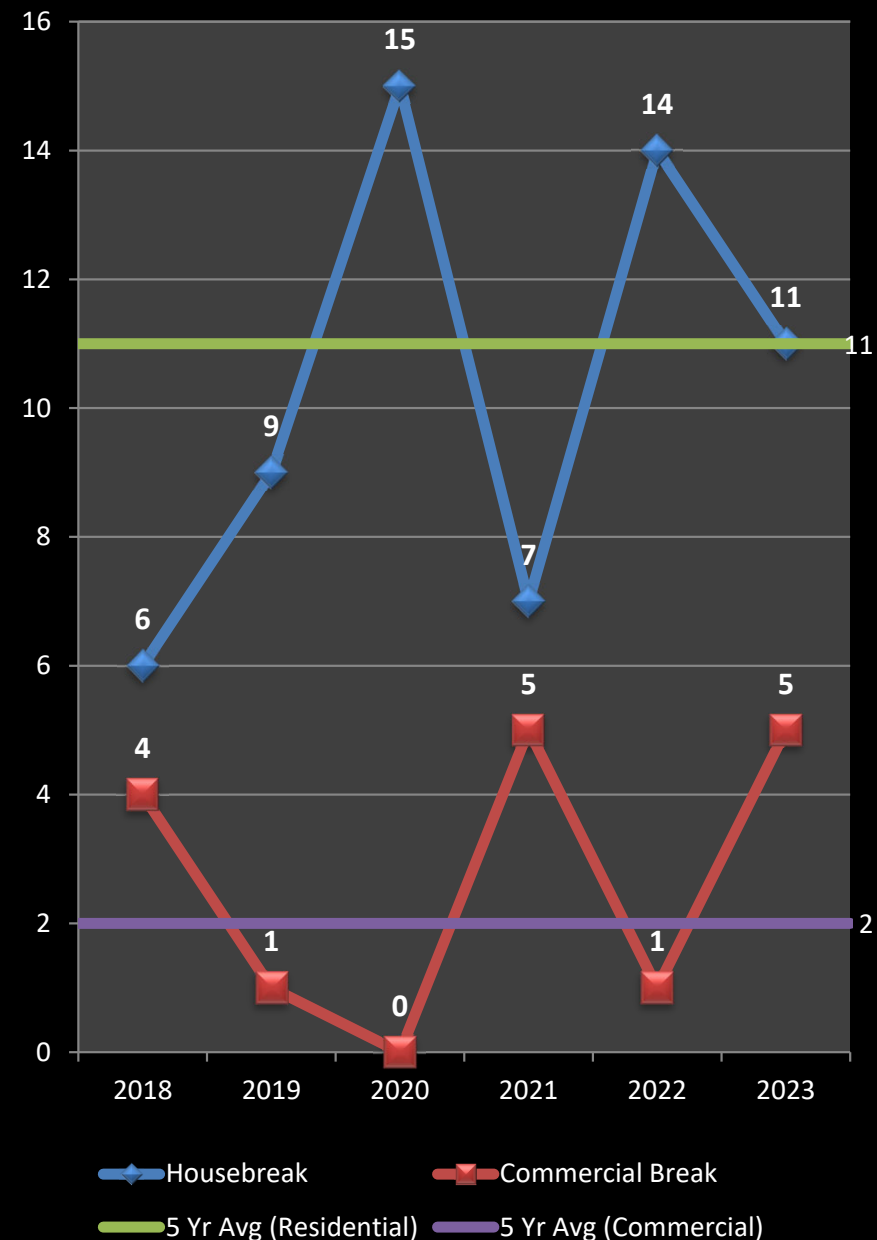
-35%


Previous Year

+7%

5-Year Average

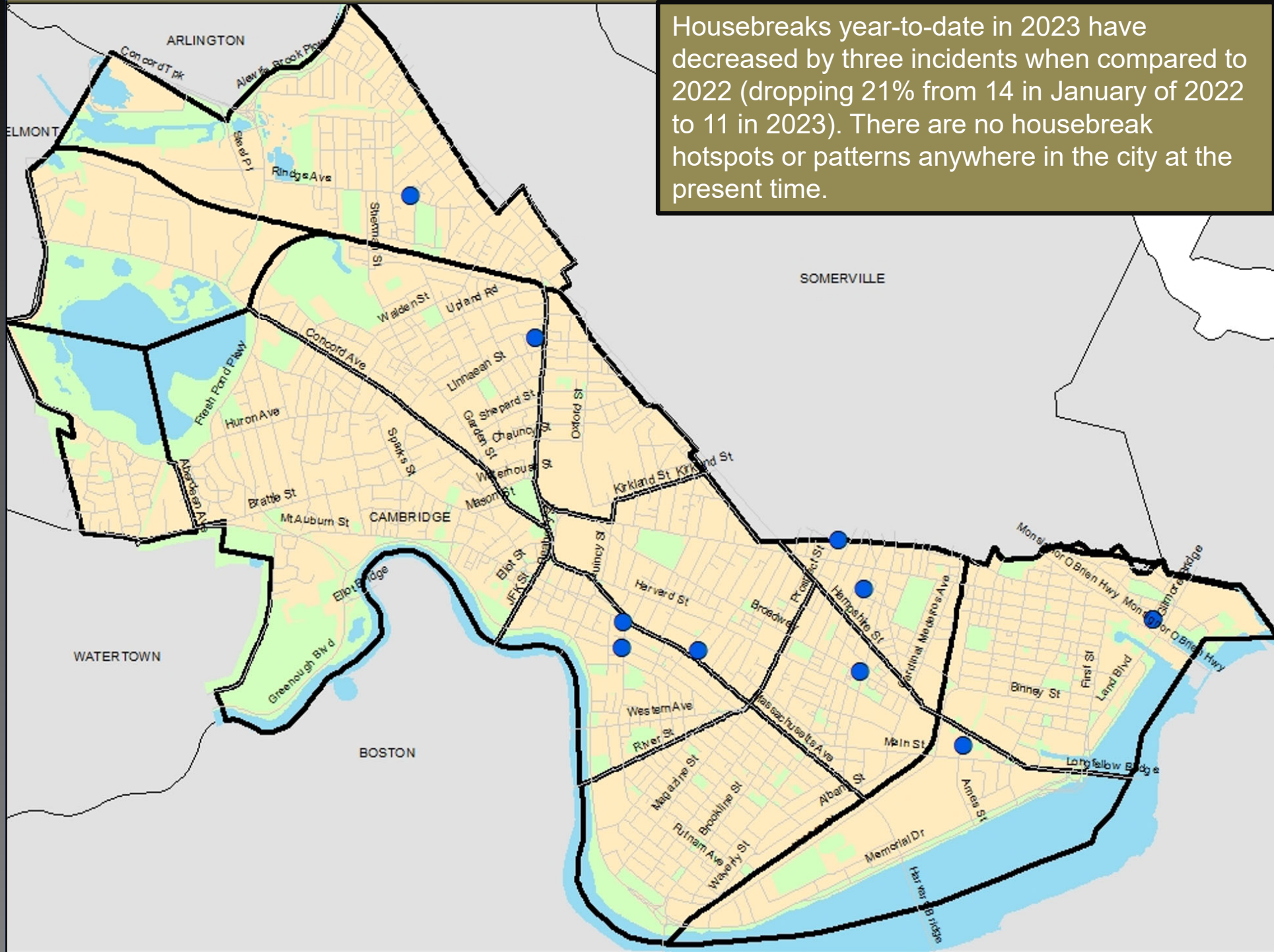
+23%






Geographic Breakdown of Housebreaks: 1.1.23 – 1.30.23

Housebreaks year-to-date in 2023 have decreased by three incidents when compared to 2022 (dropping 21% from 14 in January of 2022 to 11 in 2023). There are no housebreak hotspots or patterns anywhere in the city at the present time.

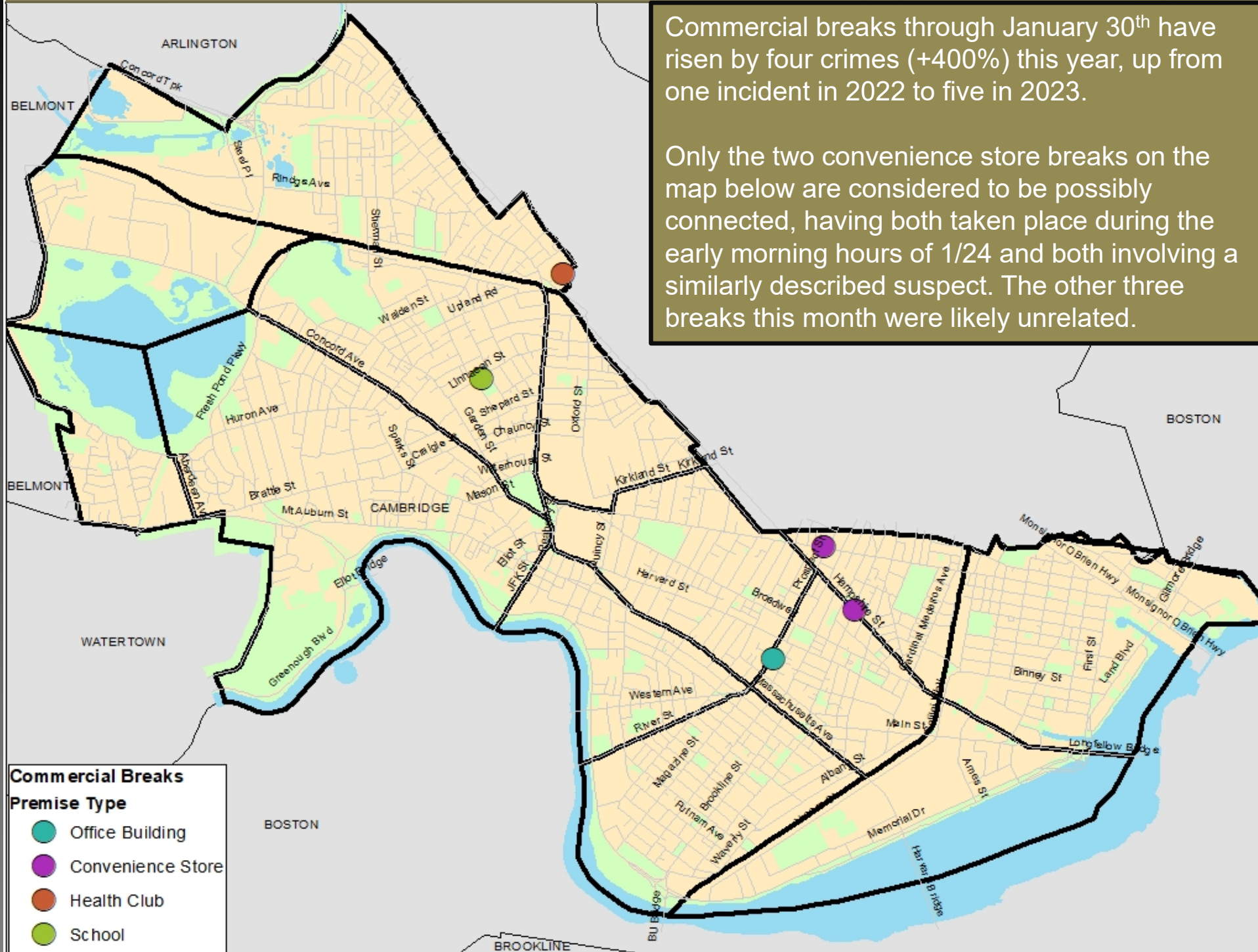




Geographic Breakdown of Commercial Breaks: 1.1.23 – 1.30.23

Commercial breaks through January 30th have risen by four crimes (+400%) this year, up from one incident in 2022 to five in 2023.

Only the two convenience store breaks on the map below are considered to be possibly connected, having both taken place during the early morning hours of 1/24 and both involving a similarly described suspect. The other three breaks this month were likely unrelated.



LARCENY

No Patterns

- Preliminary stats indicate that overall larceny through January 2023 is registering at 151 incidents, 24% above the same time frame in 2022. The total of 151 larcenies reported year-to-date in 2023 is also 10% above the 5-year average of 137 incidents.
- The larceny from motor vehicles total through 1/30 in 2023 is 33 incidents, 28% below the same time frame in 2022. However, the 33 thefts reported do still indicate an increase of one incident (+3%) over the number forecasted for 2023. The decrease in 2023 compared to last year can be attributed at least in part to a drop in catalytic converter thefts this month—in January 2022, 15 were reported, while only six have been reported so far this year.
- Through January 30, 2023, there were eight larcenies from the person reported in Cambridge, up three incidents (60%) when compared to the same time period in 2022. The 2023 total is also up 33% over the 5-year average of six. Central Square has seen the most activity so far this year with three incidents.
- There were 19 larcenies from buildings reported in January 2023. This total is four incidents above the number reported during the same time frame in 2022 and is one incident (-5%) below the 5-year average. Some of the increase this year can be attributed to a continued trend of thefts from lockers at a local gym in Porter Sq.
- Larcenies from residences are up three incidents (12%) in 2023 when compared with 2022. Package thefts have made up the majority of this crime type in recent years and registered even higher than average in 2020-2022, likely due to the increased volume of deliveries during the pandemic. Package thefts have accounted for 19 (or 68%) of the 28 larcenies from residences thus far in 2023.
- There were 17 larcenies of bicycles reported in January 2023. This total is seven incidents (+70%) above last year's January total and one incident (6%) below the five-year average of 18. The warmer and less snowy weather this January when compared to last winter may partly be a cause for the minor increase so far in 2023, as overall ridership may have remained higher this year.

Percent Change

Last 4 Weeks

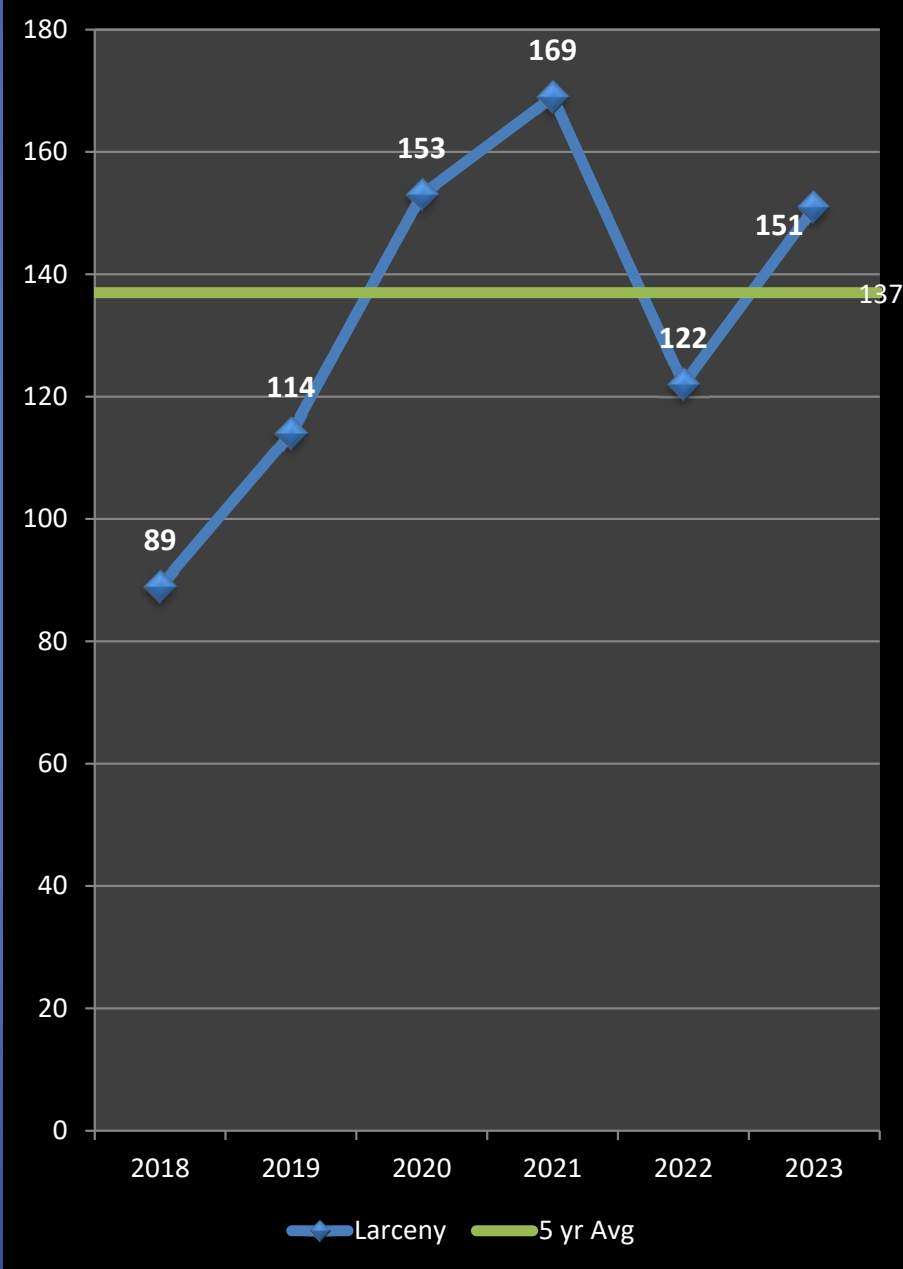
-10%

Previous Year

+24%

5-Year Average

+10%



LARCENY From MV

No Patterns

- The larceny from motor vehicle total for the first month of 2023 is 33 incidents, which is 28% below the total for the same time period in 2022. The 33 thefts from cars reported during January indicates an increase of one incident (+3%) above the number forecasted through the first four weeks of 2023.
- The neighborhoods with the highest larceny from motor vehicle totals so far in 2023 are: North Cambridge (7); Peabody (4); and the following with 3 each: East Cambridge, The Port, Riverside, Baldwin, and the Highlands.
- Comparing the last four weeks (January) to the previous four (December), there was a 47% decrease in larcenies from motor vehicles, with 26 fewer crimes reported.
- Catalytic converter thefts became a problem in Cambridge when a series of thefts were reported by residents primarily in the Cambridgeport neighborhood in January of 2021. Surges continued sporadically throughout 2021 and 2022, with at least 128 reported in 2022 alone. This activity has not been as prolific in January 2023, with only six incidents reported compared to the 15 thefts reported during the same time frame in 2022, but this crime type will likely remain one that continues to affect the city and region for some time to come.
 - The majority of the catalytic converter thefts in Cambridge in recent years have involved 2004-2009 Toyota Priuses.
 - Thus far in 2023, all of the catalytic converter theft activity has been overnight in the upper half of Cambridge north and west of Harvard Sq.

Percent Change

Last 4 Weeks

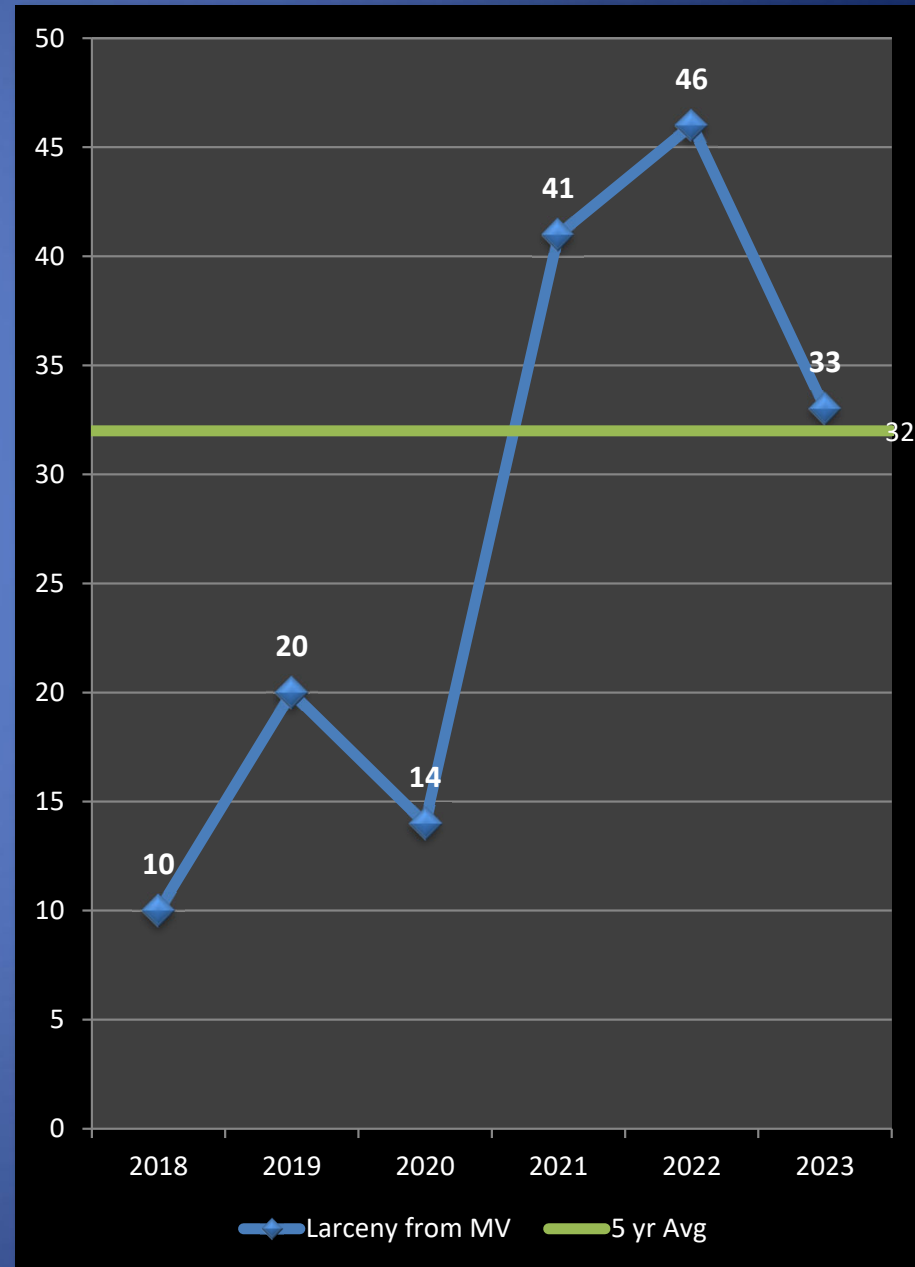
-47%


Previous Year

-28%

5-Year Average

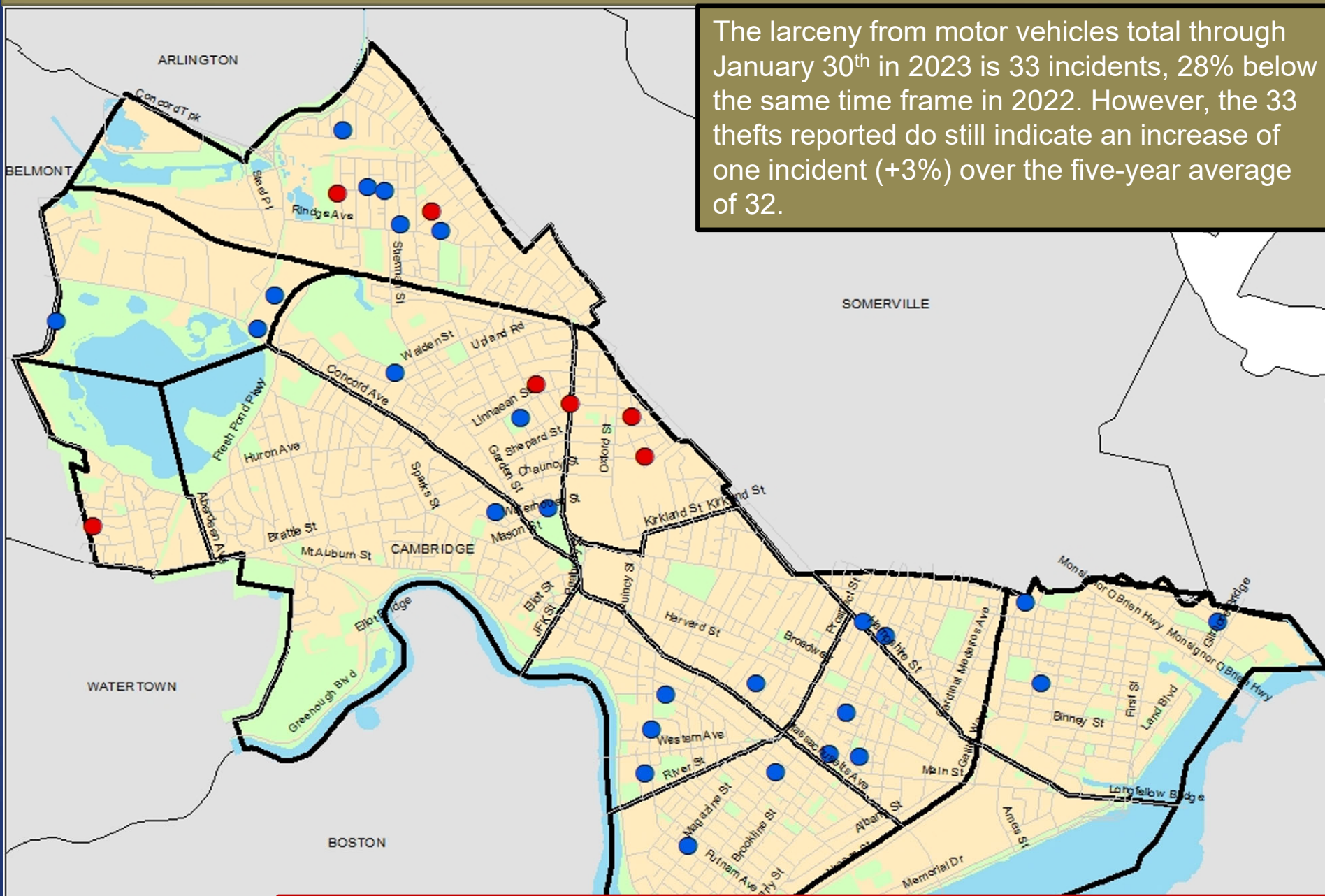
+3%





Geographic Breakdown of Larceny from Motor Vehicles: 1.1.23 – 1.30.23

The larceny from motor vehicles total through January 30th in 2023 is 33 incidents, 28% below the same time frame in 2022. However, the 33 thefts reported do still indicate an increase of one incident (+3%) over the five-year average of 32.



Larceny from MV

- Larceny from MV
- Theft from Exterior of MV

The decrease so far in 2023 compared to last year can be attributed at least in part to a drop in catalytic converter thefts this month—in January 2022, 15 were reported, while only six have been reported so far this year.



LARCENY *from Person*

No Patterns

- Larcenies from the person in January 2023 increased by three incidents over the same time period in 2022 and rose by two incidents when comparing January 2023 to the five-year average of six. Eight thefts were reported in the past four weeks (January), down one from the previous four weeks (December).
- Three of the eight incidents took place in Central Square. The other incidents took place throughout the city, with Harvard Square registering the next highest amount with two thefts, followed by the Cambridgeport/Riverside area, the East Cambridge/CambridgeSide area, and the Kendall Square/MIT area, each with one incident. This crime type has returned to pre-COVID levels after experiencing substantial reductions during 2020 and 2021 due to COVID-related closures and restrictions around the City.
- In recent years, higher numbers in Central Square have mainly been due to grab-and-run situations and/or incidents that involved individuals who are unhoused whose property may have been stolen while they were asleep or otherwise distracted. Only one of the three thefts in Central Square thus far in 2023 has fallen into this category.

Percent Change

Last 4 Weeks

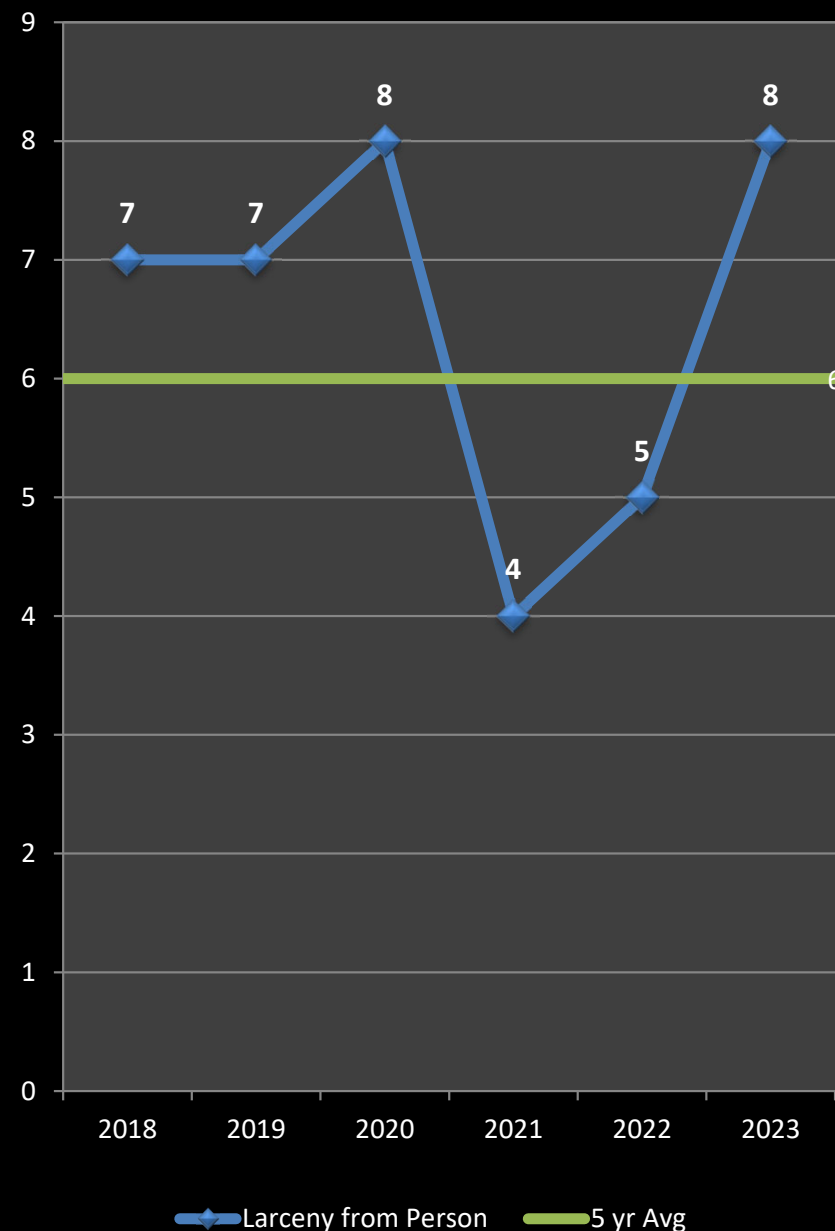
-11%

Previous Year

+60%

5-Year Average

+33%



LARCENY of Bicycle

No Patterns

- Likely due at least in part to the warmer weather and limited snow this year, 2023 has started off with an increase in bike thefts when compared to last January. Seventeen thefts were reported citywide in January 2023 compared to 10 in January 2022, equaling a 70% increase this year. However, the 2023 total was still 6% (one incident) below the five-year average of 18.
- January saw an increase in bike thefts when compared with December, with 11 thefts reported in December and 17 in January (up 55%).
- Of the 17 bike thefts reported in January 2023, 14 (82%) were reportedly locked at the time of the theft.

Top Neighborhoods for Bike Theft in 2023:

Neighborhood	YTD Total	% Citywide
North Cambridge	4	24%
Cambridgeport / E. Cambridge	3 each	18% each
Inman / W. Cambridge	2 each	12% each

2022 Review:

- Unofficial numbers indicate that only 479 bicycle thefts were reported citywide in 2022 compared to the 629 in 2021, equaling a 23% drop. The 2022 total was also 7% below the five-year average of 514.
- In 2022, only 169 (35%) of the thefts reported citywide occurred north/west of Harvard Square.
- Of the 479 bike thefts reported in 2022, 359 (75%) were reportedly locked at the time of the theft.

Percent Change

Last 4 Weeks

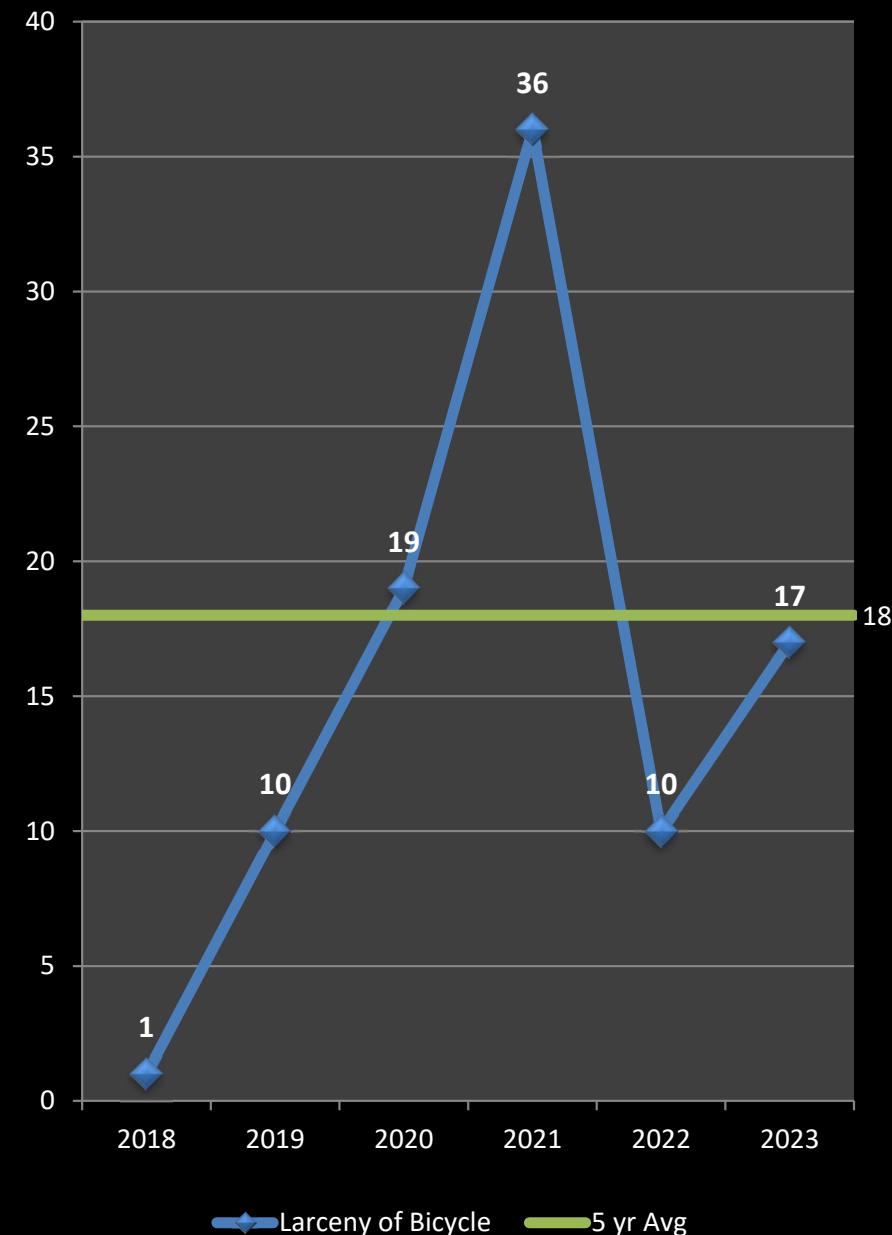
+55%


Previous Year

+70%

5-Year Average

-6%

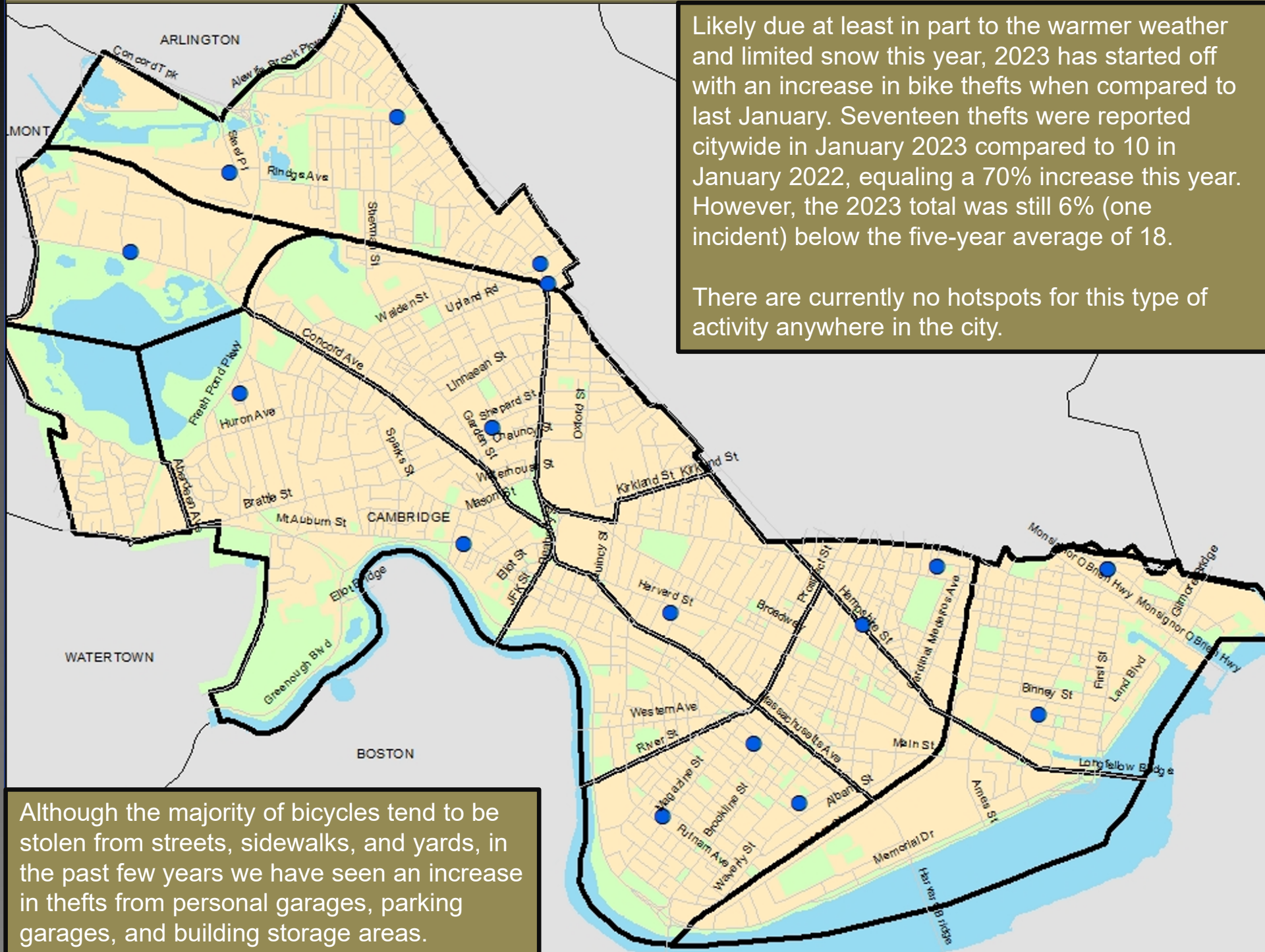




Geographic Breakdown of Larceny of Bicycles: 1.1.23 – 1.30.23

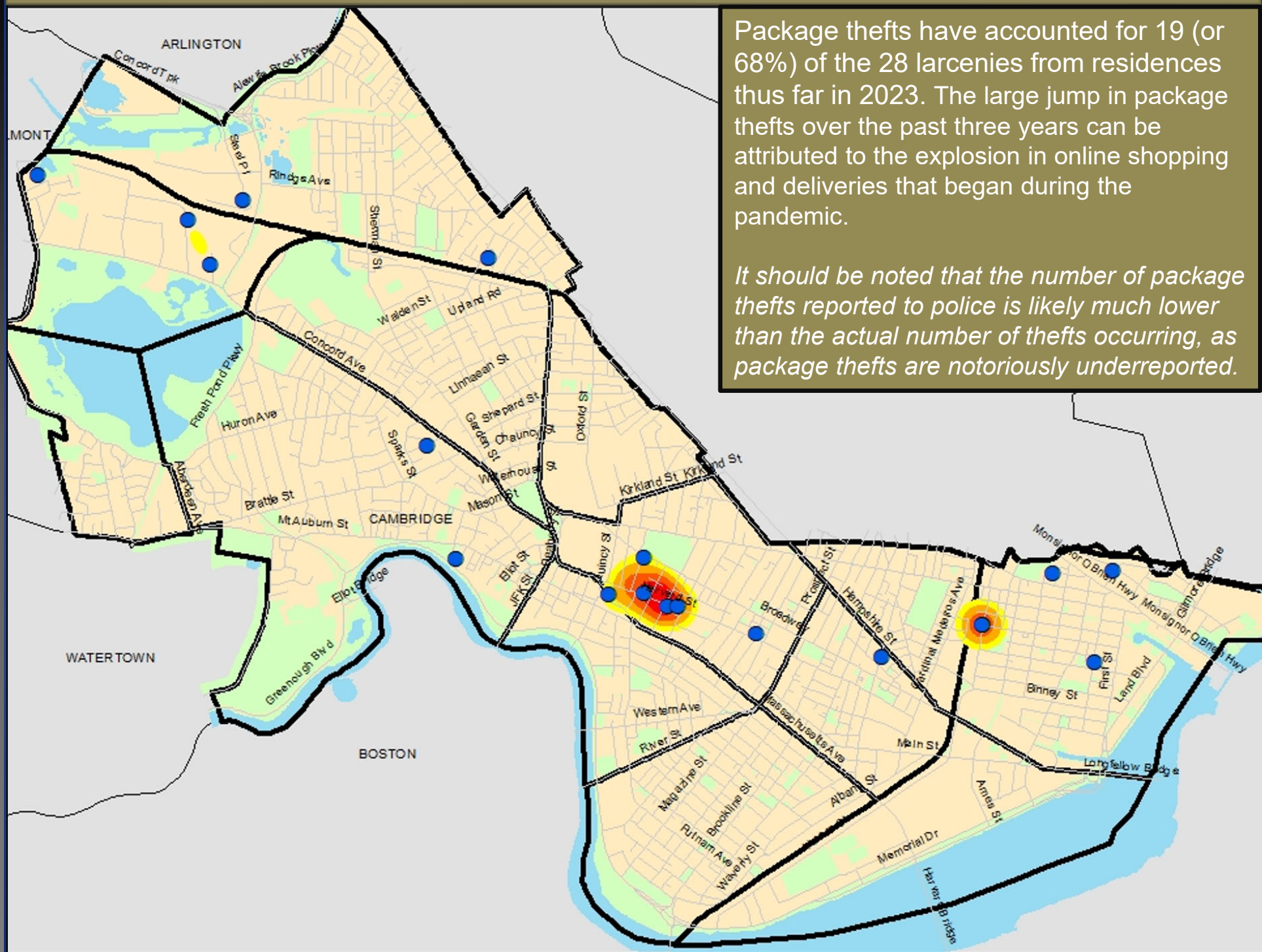
Cambridge Police BridgeStat

January
2023





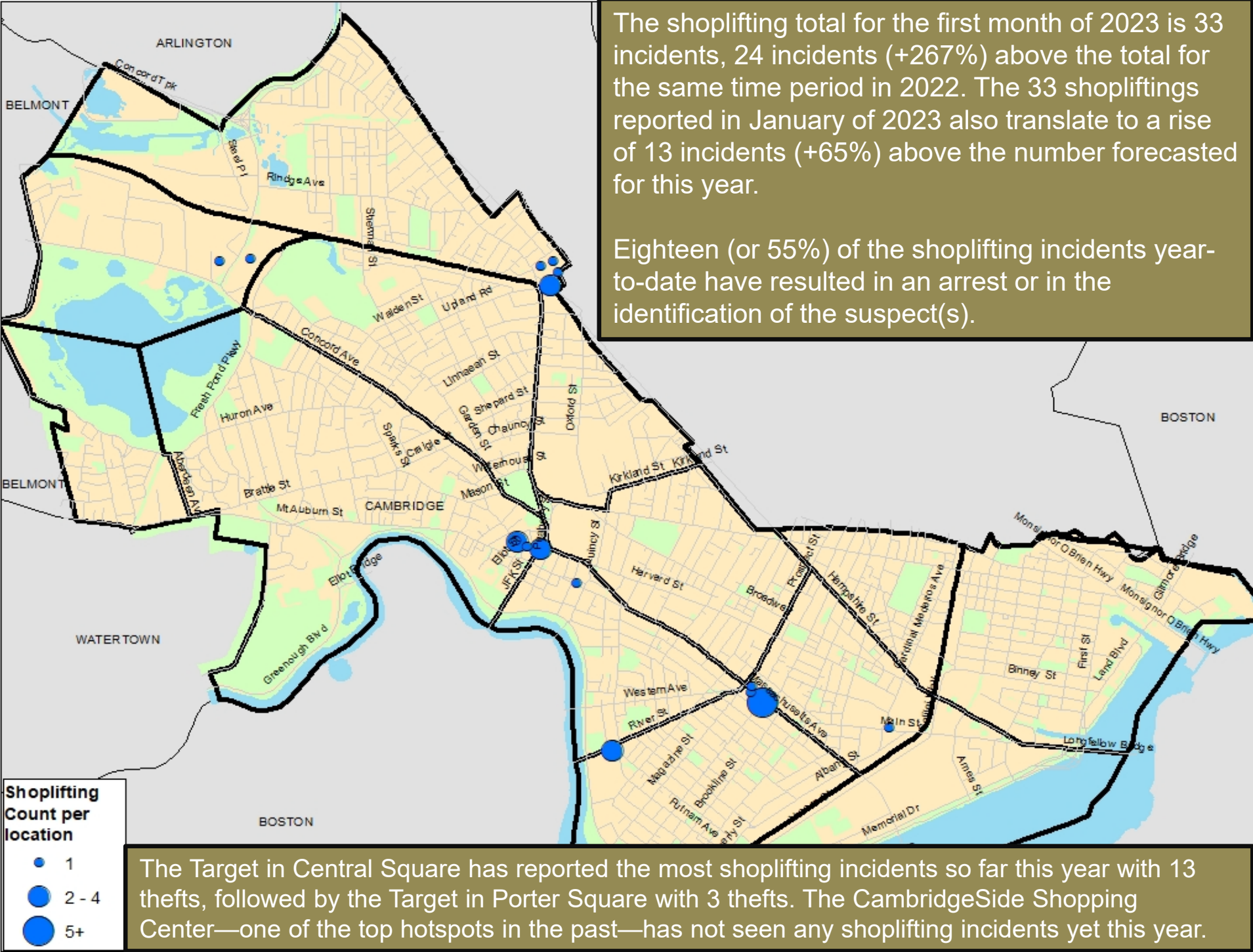
Geographic Breakdown of Package Thefts: 1.1.23 – 1.30.23



Package thefts have accounted for 19 (or 68%) of the 28 larcenies from residences thus far in 2023. The large jump in package thefts over the past three years can be attributed to the explosion in online shopping and deliveries that began during the pandemic.

It should be noted that the number of package thefts reported to police is likely much lower than the actual number of thefts occurring, as package thefts are notoriously underreported.

Geographic Breakdown of Shoplifting: 1.1.23 – 1.30.23





AUTO THEFT

No Patterns

- The five-year weighted average for auto thefts through January 30th is seven, and with six reported so far in 2023, Cambridge has experienced a decrease of 14% below the expected total. Auto thefts in 2023 are also down 40% below last year's January total of 10.
- When comparing the most recent four weeks (January) to the previous four weeks (December), auto thefts decreased by 38%, with three fewer incidents reported in January.
- Last year, there were multiple thefts reported where the operator left the vehicle unlocked and running in order to deliver a package or grab food. When the victim returned, the vehicle was gone. There have been three similar thefts so far in 2023.
- An emerging regional trend is that keys are being stolen from health club locker rooms and then used to steal motor vehicles. One such incident has been reported in Cambridge in 2023.
- The neighborhood breakdown for auto theft totals so far in 2023 is as follows: North Cambridge – 2; Inman/Harrington – 1; Baldwin – 1; West Cambridge – 1; and the Highlands – 1.
- Two of the six vehicles reported stolen in January 2023 have been recovered to date.

Percent Change

Last 4 Weeks

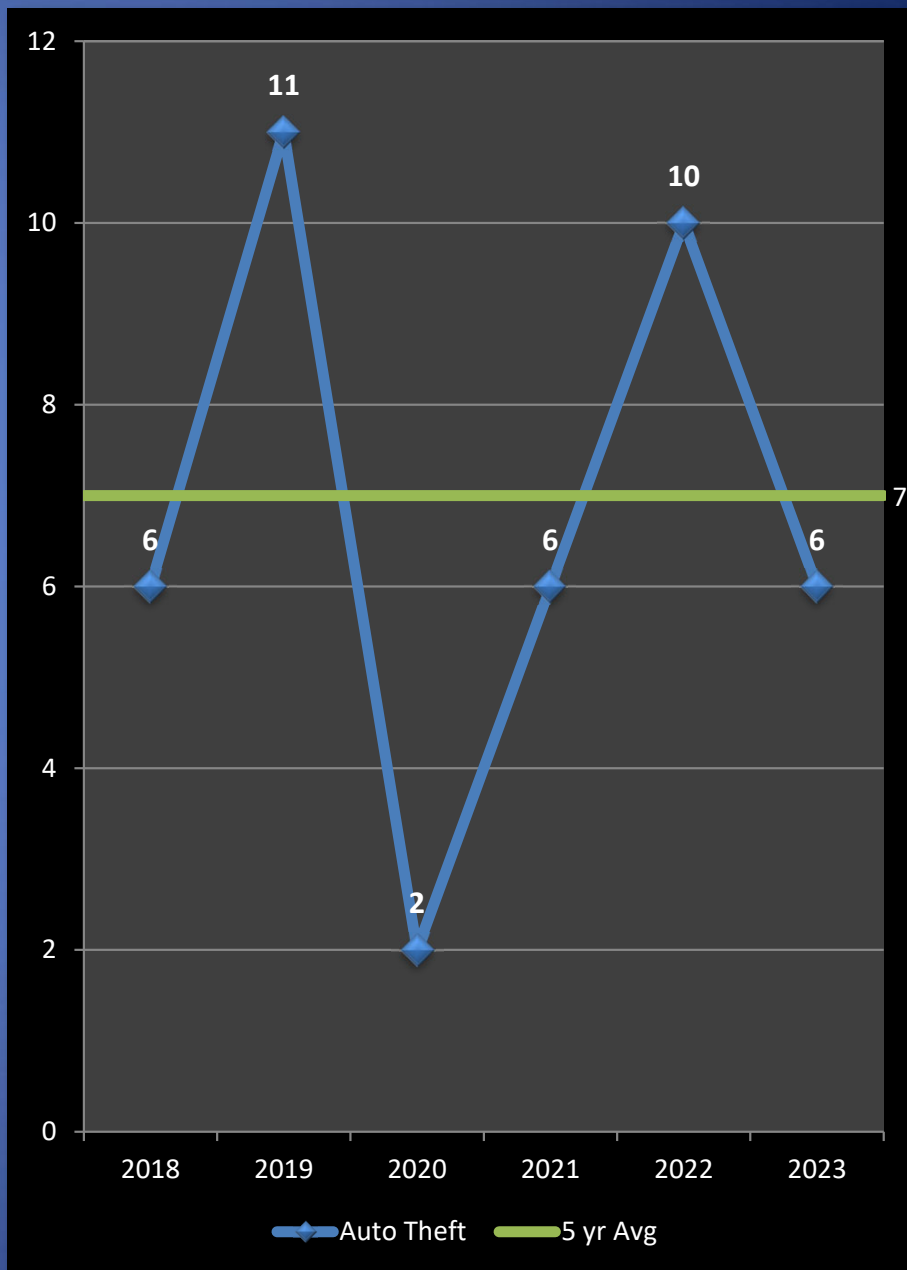
-38%

Previous Year

-40%

5-Year Average

-14%





Help Prevent Crime

And keep yourself informed!

To receive information from the CPD:

- Sign up with for the **Cambridge Alert Network**, to receive alerts about emerging crime patterns, neighborhood meetings, and crime prevention tips, by visiting www.CambridgeMa.gov/AlertNetwork.
- “Like” the Cambridge Police Department on Facebook at www.facebook.com/CambridgePolice
- Follow [@CambridgePolice](https://twitter.com/CambridgePolice) on Twitter.
- Visit our website at www.CambridgePolice.org for valuable information and reports including the Daily Log and BridgeStat, which is published on the first Friday of every month.
- Download our “MyPD” smartphone app at www.CambridgePolice.org/MyPD.

To Share Information with the CPD:

- Call our Non-Emergency Telephone Number at **617-349-3300**.
 - Every call for service generates a police response, so help drive our resources by reporting things that seem suspicious or out of the ordinary.
- Send an Anonymous TEXT-A-TIP:
 - Send an ANONYMOUS text message to **Tip411 (847411)**. Begin your message with Tip650 and then type your message. You will receive a response from the Cambridge Police with the option to continue communicating. Please remember that this is not a replacement for 9-1-1. **If you witness an emergency situation, please call 9-1-1 immediately.**
- Send an Anonymous Crime Tip E-Mail at www.CambridgePolice.org/Tips