



Cambridge Police Department BridgeStat

August 2023

Produced by the Crime Analysis Unit



Part I Total Crime

An analysis of serious crime statistics for the first eight months of 2023 points to a sizable increase of 21% in the Part One index total for Cambridge when compared with the same time frame in 2022. During the first eight months of this year, there were 2,109 serious crimes reported in the City. For the same time period in 2022, the combined total for Murder, Rape, Robbery, Aggravated Assault, Burglary, Larceny & Auto theft was 1,737 incidents. When measured against the five-year average, a 29% rise in the crime index has been registered.

Further analysis of the crime totals for the first eight months of 2023 indicates that violent crimes recorded a 26% increase when compared with last year. There were zero homicides, 34 rapes, 99 robberies, and 195 aggravated assaults recorded in the first 240 days of 2023.

Similarly, property crimes rose 21% with 305 additional crimes reported when compared with the first eight months of 2022. The 96% increase in shoplifting, the 22% rise in larcenies from residences, and the 49% increase in bicycle larcenies when compared with 2022 are the key trend indicators observed so far in 2023 that have driven the upward curve in the crime index for August. Conversely, larcenies from the person have decreased by 15% and larcenies from motor vehicles have dropped 14% when comparing the first eight months of 2023 with that of 2022.

When analyzing the serious crime totals of August 2023 versus the previous month of July 2023, there has been a slight rise of 2% in the number of index incidents, with five additional crimes reported.

	4 Week Snapshot			Year to Date			Five Year	
	7/4/23 - 7/31/23	8/1/23 - 8/28/23	Change	2022	2023	Change	Avg	Change
Total Violent Crime	36	44	22%	261	328	26%	216	52%
Total Property Crime	239	236	-1%	1476	1781	21%	1425	25%
Total Part I Crime	275	280	2%	1737	2109	21%	1641	29%



Part I Property Crime

Analysis of property crime totals through August of 2023 reveals a 21% increase when measured against the 2022 totals and a 25% rise above the five-year average of 1,425.

A majority of the property crime categories below recorded inclines when measured against the first eight months of 2022, most notably a 96% jump in shopliftings (up 170 incidents), a 49% surge in bike thefts (up 118 incidents), and a 22% increase in thefts from residences (up 48). Meanwhile, larcenies from motor vehicles dropped 14% (down 39 thefts) and larceny from the person decreased by 15% (down 12 incidents).

	4 Week Snapshot				Year to Date			Five Year	
	7/4/23 - 7/31/23	8/1/23 - 8/28/23	Change		2022	2023	Change	Avg	Change
Burglary	18	19	6%		147	167	14%	135	24%
Commercial Break	5	4	-20%		35	45	29%	42	7%
Housebreak	13	15	15%		112	122	9%	93	31%
Larceny	199	208	5%		1223	1513	24%	1209	25%
Larceny (Misc)	10	5	-50%		54	46	-15%	38	21%
Larceny from Building	19	17	-11%		148	143	-3%	123	16%
Larceny from MV	28	43	54%		282	243	-14%	251	-3%
Larceny from Person	13	7	-46%		78	66	-15%	74	-11%
Larceny from Residence	31	34	10%		214	262	22%	215	22%
Larceny of Bicycle	44	49	11%		241	359	49%	311	15%
Larceny of Plate	3	4	33%		18	31	72%	15	107%
Larceny of Services	2	1	-50%		11	16	45%	7	129%
Shoplifting	49	48	-2%		177	347	96%	174	99%
Auto Theft	22	9	-59%		106	101	-5%	81	25%
Total Property Crime	239	236	-1%		1476	1781	21%	1425	25%



Part I Violent Crime

From January 1st to August 28th of 2023, there were 328 violent crimes recorded in Cambridge, 67 incidents (+26%) above last year's total of 261 incidents through the same time and 112 incidents (+52%) above the 216 crimes forecasted for the first eight months of the year.

There have been 34 rapes reported in Cambridge thus far in 2023, up by 11 incidents compared to the same time in 2022. The rapes reported in 2023 have been categorized as seven domestic incidents, 15 acquaintance incidents, nine contact scenarios, and three blitz assaults.

The trend observed during the past couple years of a high percentage of aggravated assaults and street robberies occurring in Central Square and on peripheral side streets may be returning with the warm weather, after a first-quarter lull in activity in that area. So far, eight months into the year, 58 of the 195 aggravated assaults and 42% of the street robberies have been reported in the Central Square area.

For only the fourth time in 20 years, no murders were reported in Cambridge in 2022 and this trend has continued through the first eight months of 2023 as well. The last murder in Cambridge took place on March 27th, 2021, on Pemberton St. It remains under investigation.

	4 Week Snapshot			Year to Date			Five Year	
	7/4/23 - 7/31/23	8/1/23 - 8/28/23	Change	2022	2023	Change	Avg	Change
Homicide	0	0	IN-CALC	0	0	IN-CALC	1	-100%
Rape	3	3	0%	23	34	48%	20	70%
Robbery	17	18	6%	70	99	41%	54	83%
Commercial Robbery	3	2	-33%	13	26	100%	11	136%
Street Robbery	14	16	14%	57	73	28%	42	74%
Aggravated Assault	16	23	44%	168	195	16%	142	37%
Total Violent Crime	36	44	22%	261	328	26%	216	52%



MURDER

No Patterns

- No murders have been reported in Cambridge in 2023 through August 28, 2023.*
- There were no murders recorded in Cambridge in 2022. This has happened only three other times in the past 20 years—in 2004, 2007, and 2010.
- In the last reported homicide in Cambridge, on Saturday 3/27/21, there was a fatal shooting that occurred at approximately 12:40 a.m. on Pemberton Street. The victim was reportedly located unconscious outside his vehicle by a passerby who called 911. The victim was transported to Mount Auburn Hospital where he later died. The victim has been identified as Xavier Louis-Jacques, 19, of Cambridge. The investigation is ongoing.
- On April 23, 2020, Jose Bermudez was arrested for the fatal daylight stabbing of 33-year-old Danilo Perez in Central Square on April 14. Bermudez and Perez were both part of the homeless community and were known to each other. Bermudez is being held without bail. This was the only homicide recorded in 2020.
- There was one murder in Cambridge in 2019. The Middlesex DA's Office and the Cambridge Police are asking for public assistance regarding the ongoing investigation into the fatal incident that occurred in the New Street area of Danehy Park around 6:30PM on the night of January 2nd, 2019. This incident is being investigated as a homicide. The preliminary investigation suggests that the victim, 60-year-old Paul Wilson, died as a result of blunt force trauma and that robbery does not appear to have been the motive.

* Please note: These figures exclude the fatal Cambridge Police officer-involved shooting of Sayed Faisal on January 4, 2023.

Percent Change*

Last 4 Weeks

Previous Year

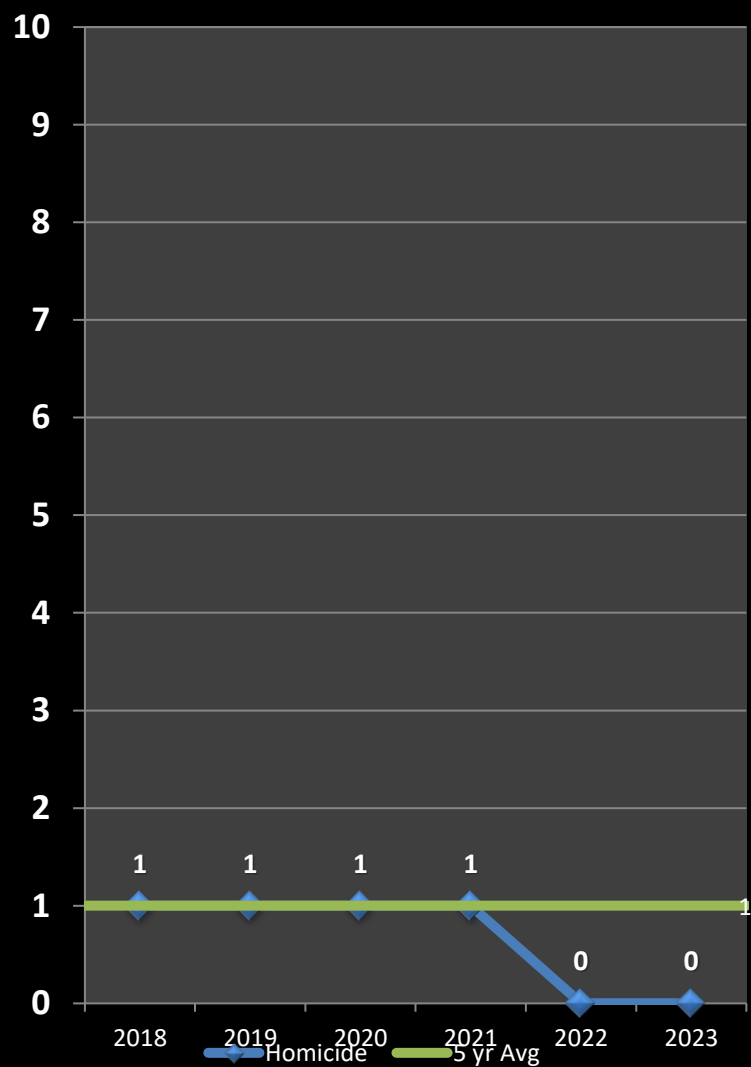
5-Year Average

0%

0%

-100%

*IN -CAL: Percentages are not calculated for numbers so small as to present a statistically misleading percentage.





RAPE

No Patterns

- There were 34 rapes reported in Cambridge during the first eight months of 2023, which is up 11 incidents (48%) compared to the number reported through the same time frame in 2022.
- The rapes reported thus far in 2023 have been categorized as seven domestic incidents, 15 acquaintance incidents, nine contact scenarios, and three blitz assaults.
- One of the domestic assaults and one of the acquaintance assaults resulted in the arrest of the suspect at the time.
- The total number of reported rapes tends to fluctuate from year to year, but the number of stranger-to-stranger rapes reported each year in Cambridge—typically between one and five—remains extremely low.

Percent Change*

Last 4 Weeks

0%

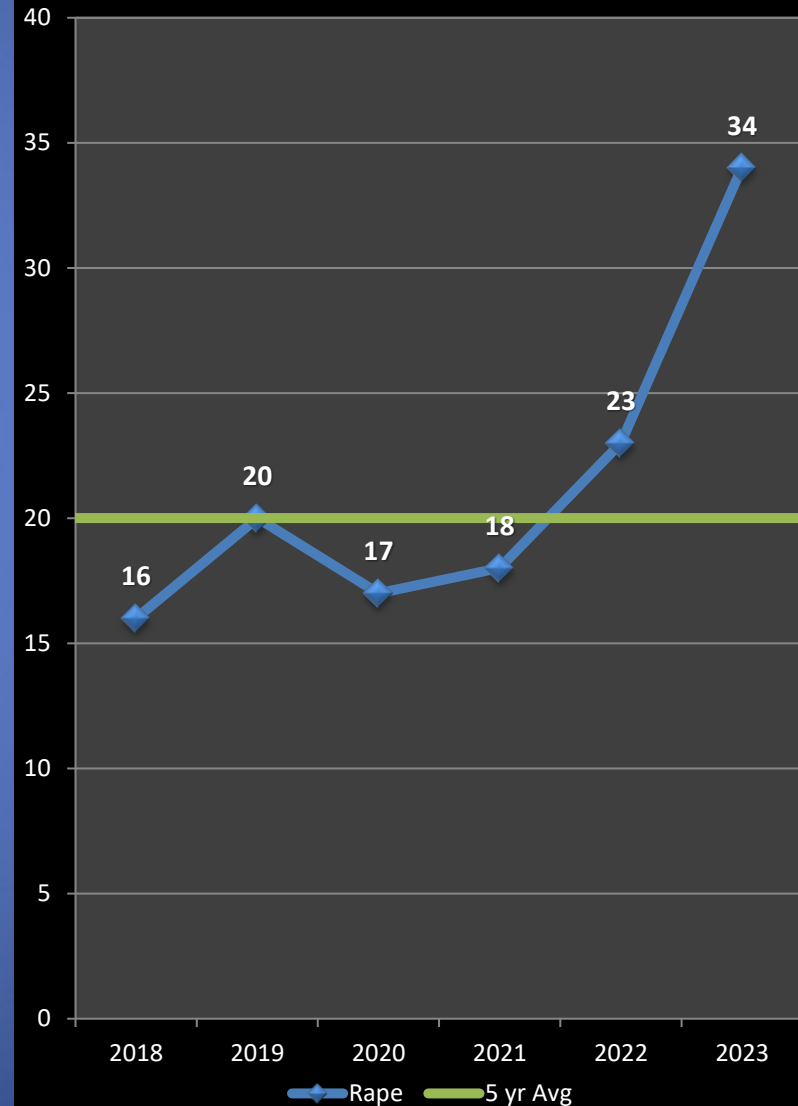
Previous Year

+48%

5-Year Average

+70%

*IN -CAL: Percentages are not calculated for numbers so small as to present a statistically misleading percentage.





AGGRAVATED ASSAULT

No Patterns

- The total of 195 aggravated assaults reported through August 28th of 2023 was 27 crimes (+16%) above the total for the first eight months of 2022, as well as 53 incidents (+37%) above the five-year average of 142 crimes.
- The 195 aggravated assaults reported over the first 34 weeks of this year were comprised of the following classifications: 44 domestic altercations; 35 unprovoked scenarios; 23 traffic-and-parking incidents; 20 juvenile-related assaults; 20 psychotic episodes; 19 acquaintance assaults; 7 each of shop owner/patron assaults, affrays/brawls and unhoused assaults; 5 assaults on police; 4 landlord/neighbor assaults; 3 drug deals gone awry; and one workplace incident.
- The trend observed during the past couple years of a high percentage of aggravated assaults occurring in Central Sq and on peripheral side streets has returned with the warmer weather, after a first-quarter lull in activity in that area. Thus far in 2023, 58 of the 195 assaults citywide have been reported in Central Sq. However, unlike in 2022 when activity was mostly focused only in Central Sq, other areas of the city are also seeing the emergence of hotspots this year (see map on slide 8).
- There have been five confirmed shots fired incidents in Cambridge through August 28, 2023*, three of which resulted in the non-fatal shootings of four total victims. Through the same time period in 2022, there were nine shots fired incidents, one of which resulted in the non-fatal shooting of two victims.

* Please note: This figure excludes the fatal Cambridge Police officer-involved shooting of Sayed Faisal on January 4, 2023.

Percent Change

Last 4 Weeks

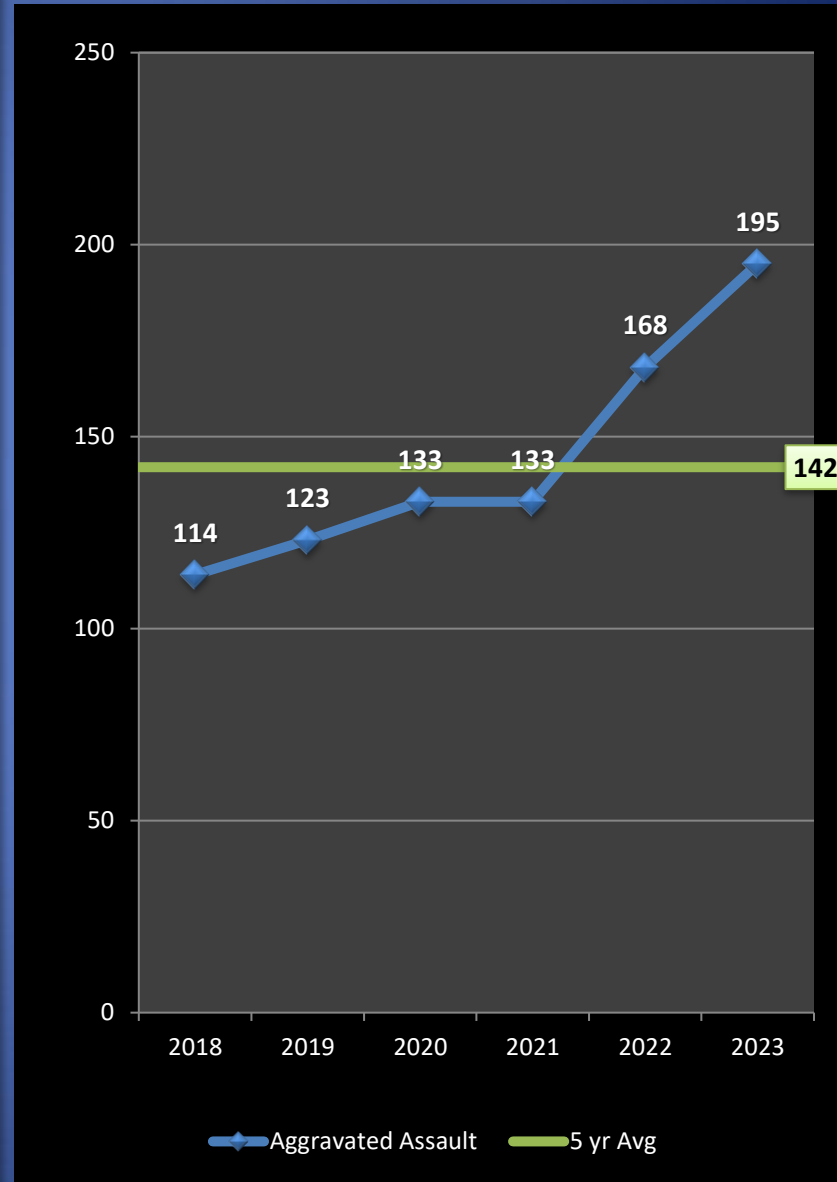
+44%

Previous Year

+16%

5-Year Average

+37%

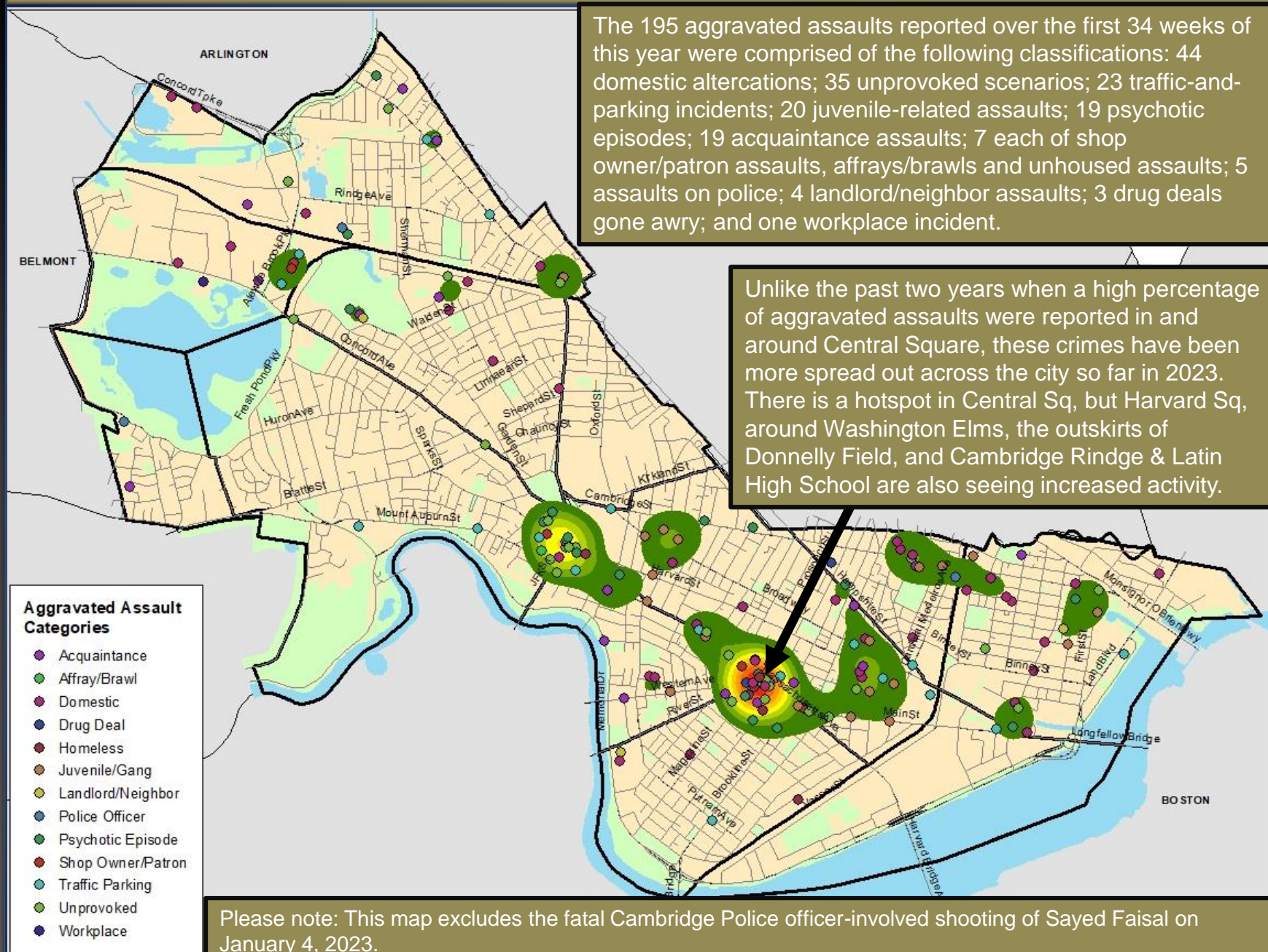




Geographic Breakdown of Aggravated Assaults: 1.1.23 – 8.28.23

Cambridge Police BridgeStat

August
2023





Confirmed Shots Fired and Shootings in Cambridge: 1.1.23 – 8.28.23

There have been five confirmed shots fired incidents in Cambridge through August 28, 2023*, three of which resulted in the non-fatal shootings of four total victims. Through the same time period in 2022, there were nine shots fired incidents, one of which resulted in the non-fatal shooting of two victims.

Shots Fired on 5/7 at 11:23pm
Green Rose Heritage Park area
(Harvard St)
ShotSpotter alert. Shell casings
recovered. No injuries reported.

Shooting on 7.16 at 2:20pm
Market St (location unconfirmed)
No ShotSpotter alert. 24-year-old
male from Cambridge walked into
CCH w/ non-fatal gunshot wound.
Exact location of shooting unknown.

Shots Fired on 7/2 at 1:00am
100 block of Harvard St
ShotSpotter alert. Shell casings
recovered and ballistic damage
discovered on multiple vehicles.
No injuries reported.

Shooting on 1.09 at 8:20pm
100 block of Washington St
ShotSpotter alert. 19-year-old male
from Boston and 20-year-old female
from Cambridge non-fatally shot.

Shooting on 7.16 at 3:50am
Harvard St at Davis St
ShotSpotter alert. 25-year-old male
from Cambridge non-fatally shot.
Numerous shell casings recovered.

Shooting Type

- Shooting w/ Victim(s)
- Shots Fired (no victims)

*Please note: This figure/map excludes the fatal Cambridge Police officer-involved shooting of Sayed Faisal on January 4, 2023.



Robbery

No Patterns

- The five-year average for overall robbery in Cambridge for the first eight months of the year is 54 incidents. Through August 28th of 2023, 99 robberies were recorded, which translates to an 83% increase above the projected total and a 41% incline above the 70 robberies counted through August 28th of 2022.
- Commercial robberies in 2023 increased by two incidents in August, bringing the year-to-date total to 26. This total is 100% above the 13 reported through 8/28 of last year and 136% above the five-year average of 11. Part of the increase in 2023 can be attributed to a regional pattern of armed commercial robberies involving a lone male suspect with a firearm that affected both Cambridge and Boston during the first quarter. This pattern came to an end in late March with the arrest of a Cambridge male. Many of the remaining commercial robberies this year have involved escalated shoplifting incidents at local retail and drug stores.
- The 73 street robberies reported year-to-date in 2023 are up 28% over the 57 reported through this time in 2022 and are up 74% over the five-year average of 42. Despite the large increase, there are no active street robbery patterns in Cambridge at the present time. However, the past few months have seen an increase in pack robberies involving groups of juveniles and acquaintance robberies between unhoused individuals, particularly in the Central and Harvard Square areas.

Percent Change

Last 4 Weeks

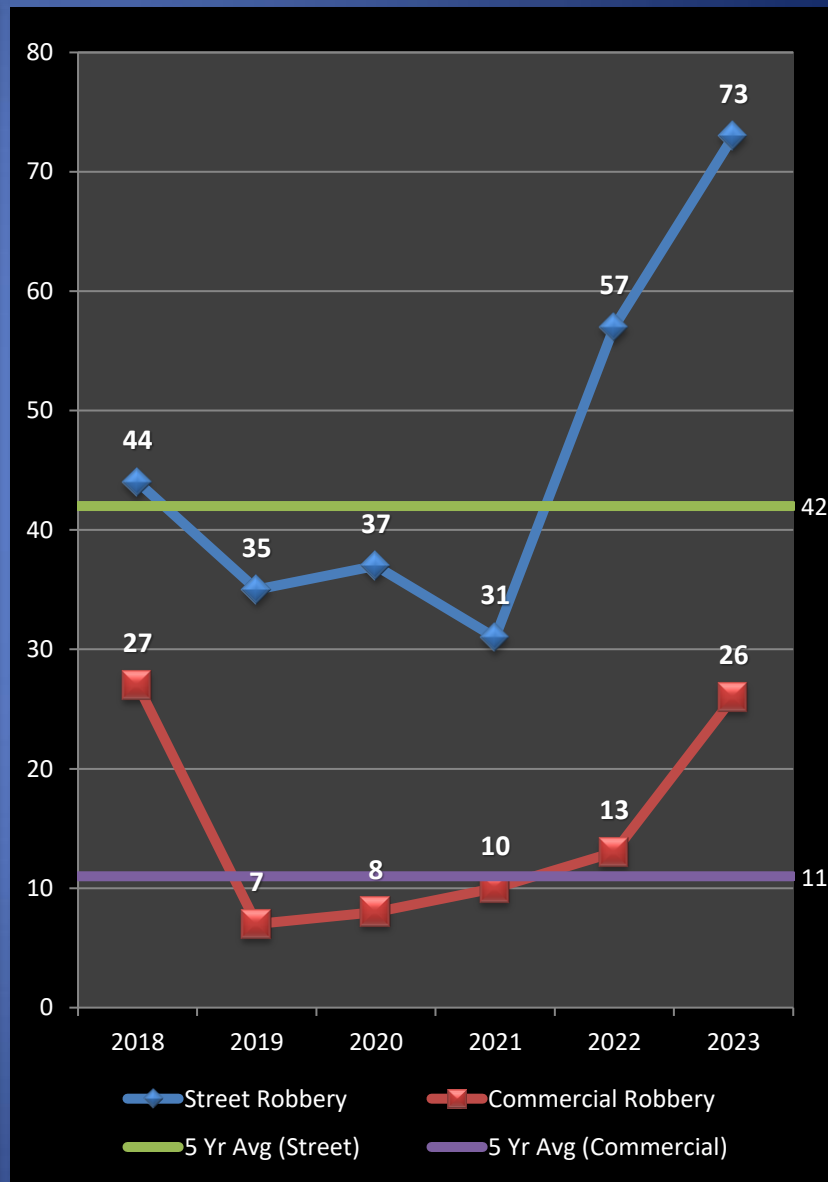
+6%

Previous Year

+41%

5-Year Average

+83%

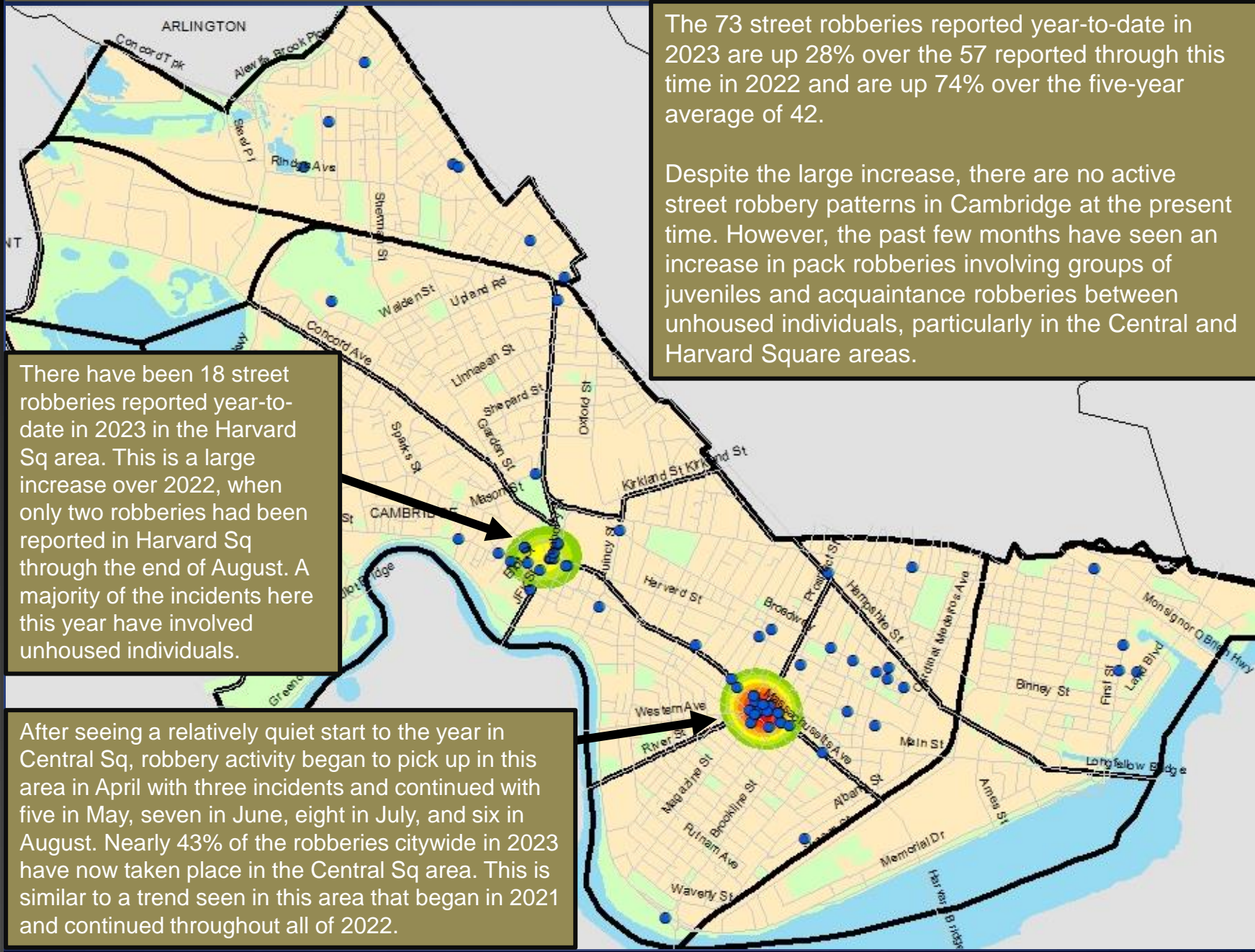




Geographic Breakdown of Street Robberies: 1.1.23 – 8.28.23

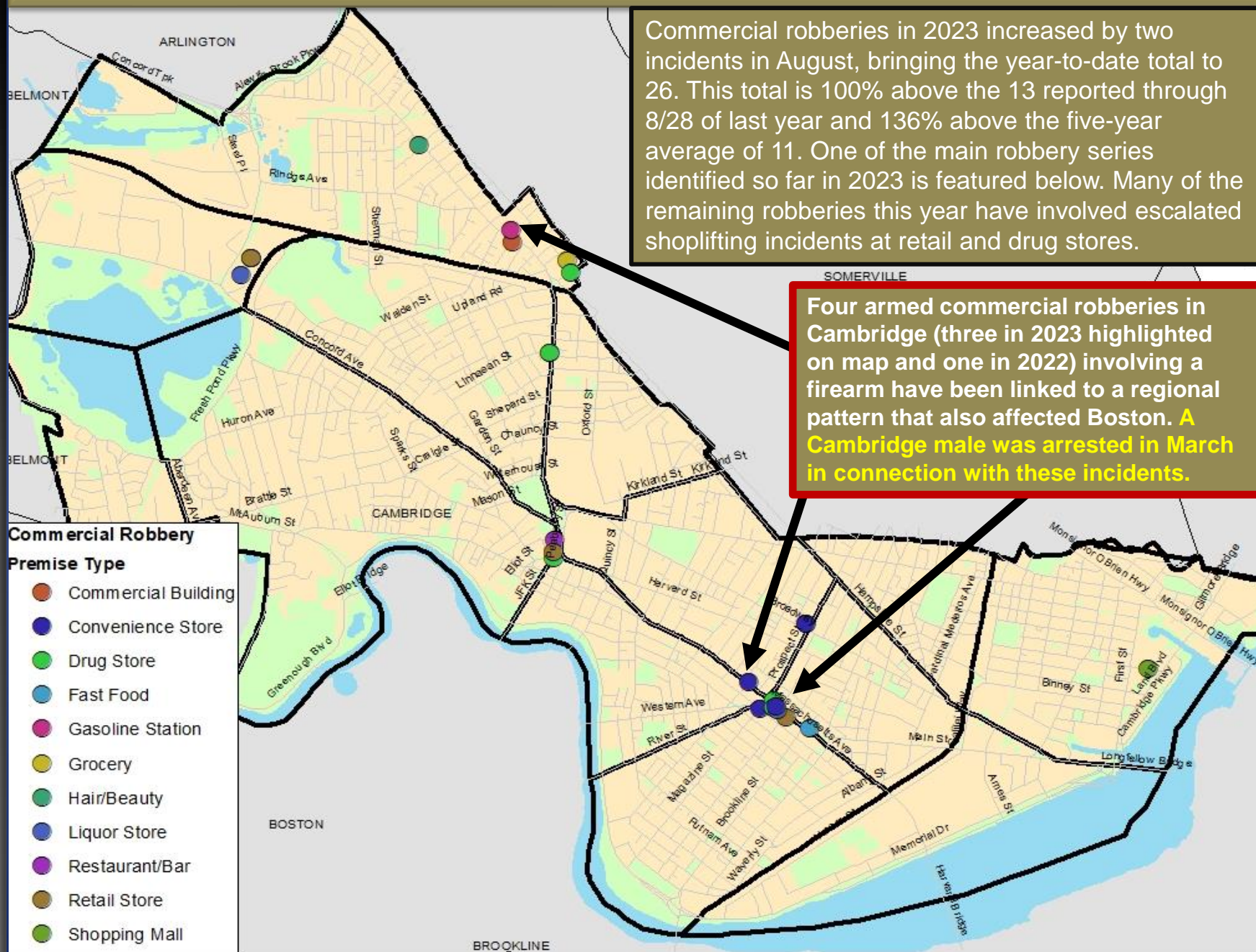
Cambridge Police BridgeStat

August 2023





Geographic Breakdown of Commercial Robberies: 1.1.23 – 8.28.23





Burglary

No Patterns

- The property index crime of burglary, the combination of residential and commercial breaks, has recorded an increase of 24% through August 28th of 2023 when compared to the five-year average, with 32 additional incidents reported above the projected total of 135 breaks. When compared with last year's total of 147 incidents for the first eight months of the year, a 14% increase has been registered (up 20 incidents in 2023).
- Housebreaks year-to-date in 2023 are up by ten incidents when compared to 2022 (increasing 9% from 112 to 122). June saw the largest number of housebreaks to date in 2023 with 25 reported.
 - Suspects have been arrested or otherwise identified in 33 of the housebreaks so far this year.
 - In June, two people were connected to an apartment building in the Port which has reported the largest number of breaks at one location citywide in 2023. An arrest was made in connection with one of the breaks and property linking the individuals to numerous other crimes was recovered.
- Commercial breaks for the first eight months of 2023 have risen by 10 crimes (+29%), from 35 in 2022 to 45 in 2023.
 - There were five related commercial breaks in June and a Cambridge resident has been charged in connection with all five incidents (see map on slide 15).
 - Four locations have experienced more than one break this year.

Percent Change

Last 4 Weeks

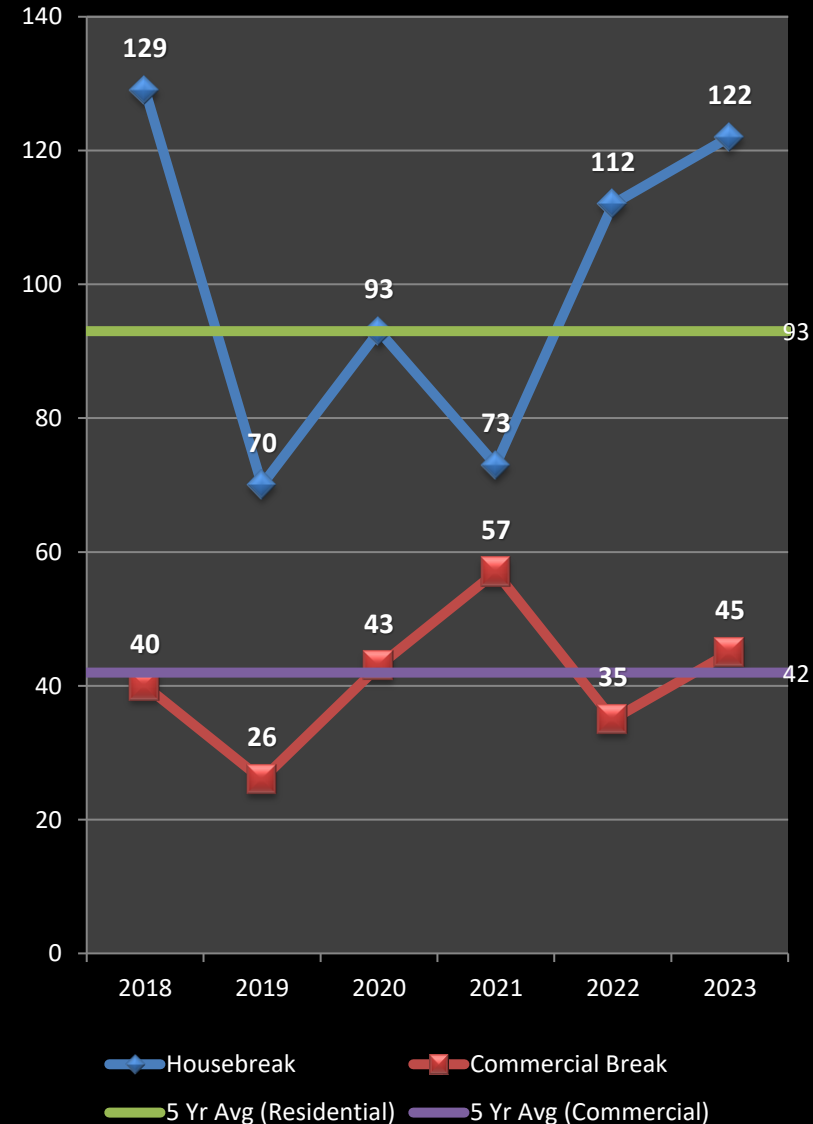
+6%

Previous Year

+14%

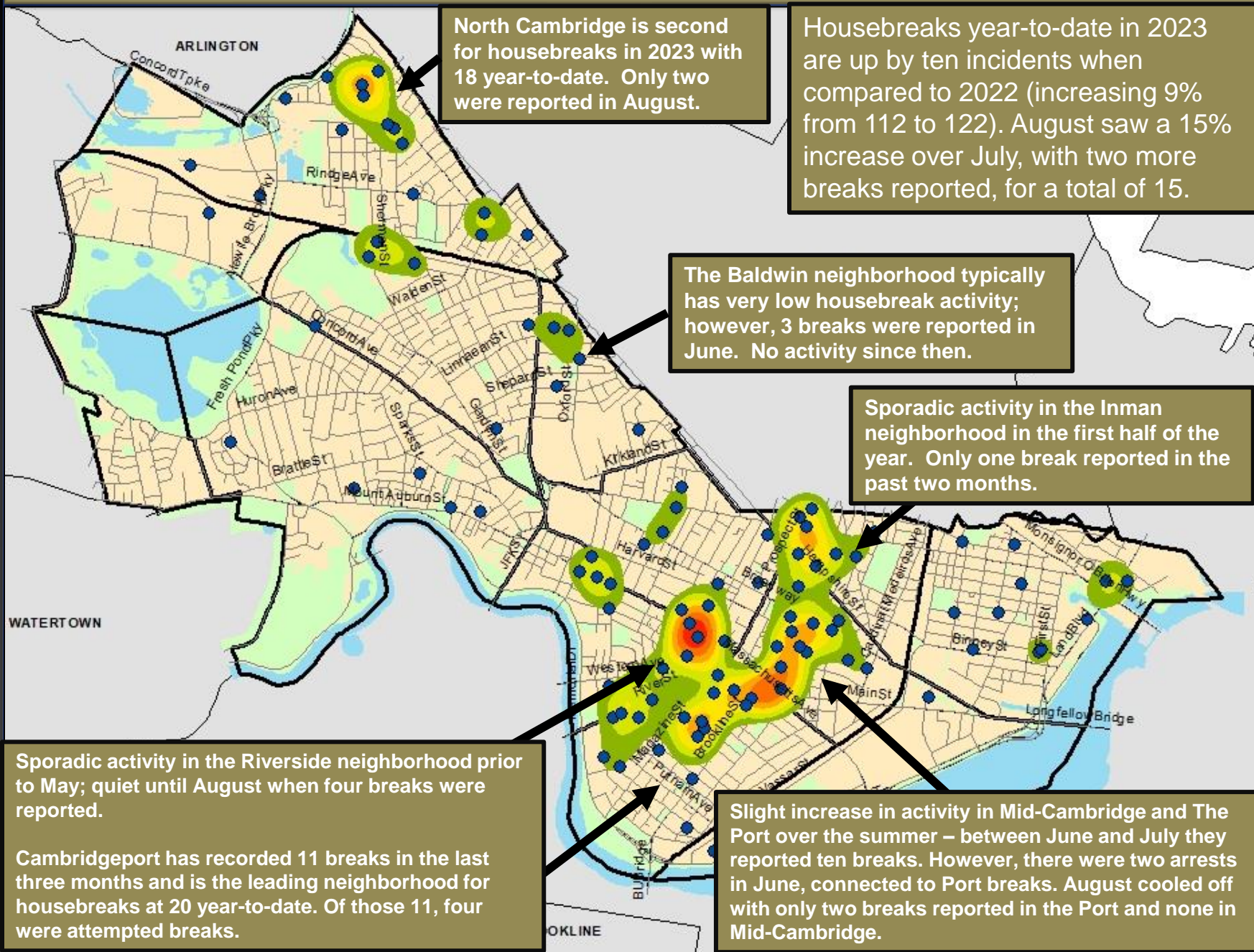
5-Year Average

+24%





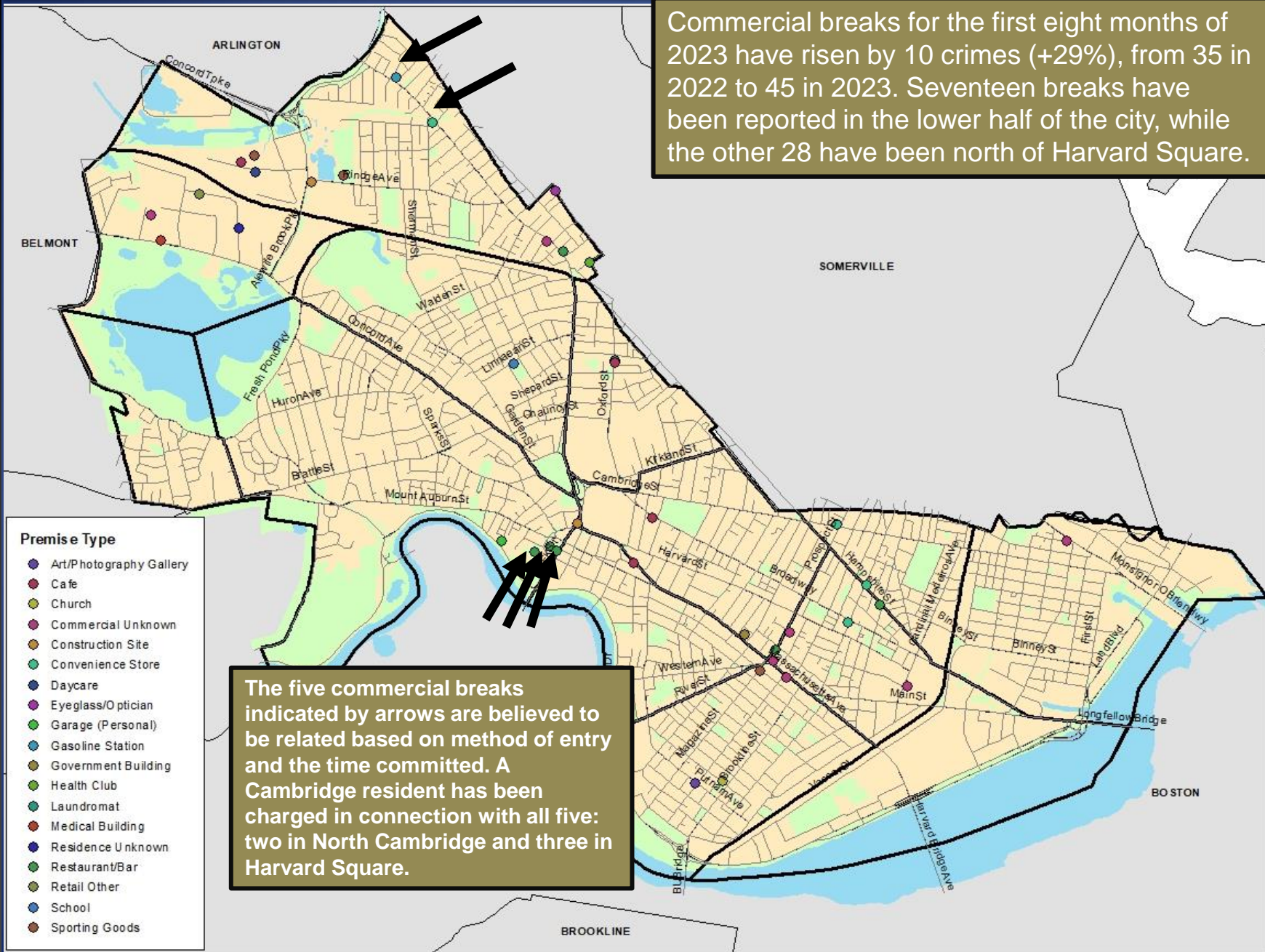
Geographic Breakdown of Housebreaks: 1.1.23 – 8.28.23





Geographic Breakdown of Commercial Breaks: 1.1.23 – 8.28.23

Commercial breaks for the first eight months of 2023 have risen by 10 crimes (+29%), from 35 in 2022 to 45 in 2023. Seventeen breaks have been reported in the lower half of the city, while the other 28 have been north of Harvard Square.



The five commercial breaks indicated by arrows are believed to be related based on method of entry and the time committed. A Cambridge resident has been charged in connection with all five: two in North Cambridge and three in Harvard Square.



LARCENY

No Patterns

- Preliminary stats indicate that overall larceny through August 28th, 2023, is registering at 1,513 incidents, 24% above the same time frame in 2022. The total of 1,513 larcenies reported year-to-date in 2023 is also 25% above the 5-year average of 1,209 incidents.
- The larceny from motor vehicles total through 8/28 in 2023 is 243 incidents, 14% below the same time frame in 2022. The 243 thefts reported are also 8 less than the number forecasted for 2023. The decrease in 2023 compared to last year can be attributed to a drop in catalytic converter thefts in 2023—in 2022, 90 were reported through 8/28/22, while only 21 have been reported so far this year.
- Through August 28, 2023, there were 66 larcenies from the person reported in Cambridge, down 12 incidents (-15%) compared to the same time period in 2022. The 2023 total is 11% (eight incidents) below the five-year average of 74. Central Square has seen the most activity so far this year with 30 incidents.
- There were 143 larcenies from buildings reported through August 28th, 2023. This total is similar to last year with five fewer thefts reported in 2023 and is 20 additional incidents (16%) above the 5-year average. The increase seen over the last two years can be at least partially attributed to the continued trend of thefts from lockers at local gyms in Porter and Central Squares.
- Larcenies from residences are up 48 incidents (22%) in 2023 when compared with 2022. Package thefts have made up the majority of this crime type in recent years and registered even higher than average in 2020-2022, likely due to the increased volume of deliveries during the pandemic. Package thefts have accounted for 170 (or 65%) of the 262 larcenies from residences thus far in 2023.
- There were 359 larcenies of bicycles reported through August 28th of 2023. This total is 118 incidents (+49%) above last year's total and 48 incidents (+15%) above the five-year average of 311. The warmer and less snowy weather this winter when compared to 2022 may partly be a cause for the increase so far in 2023, as overall ridership may have remained higher this year.

Percent Change

Last 4 Weeks

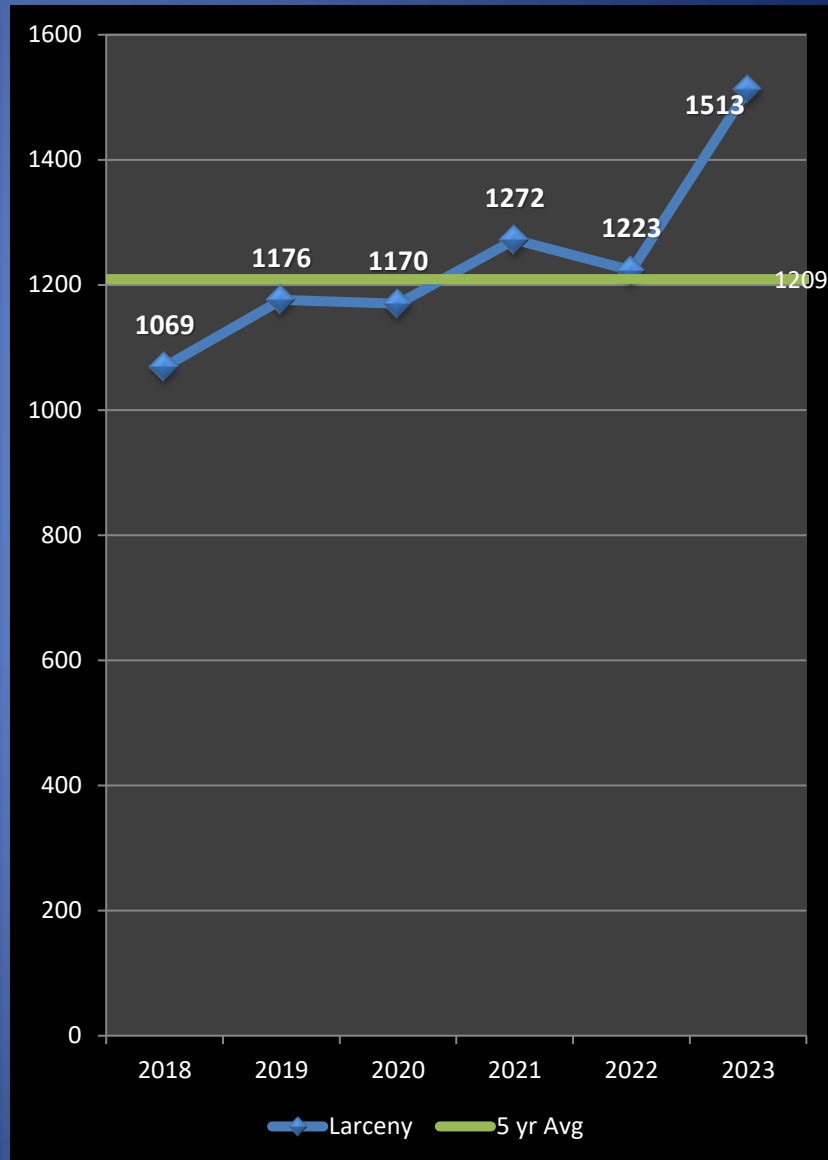
+5%

Previous Year

+24%

5-Year Average

+25%





LARCENY From MV

No Patterns

- The larceny from motor vehicle total for the first eight months of 2023 is 243 incidents, which is 14% below the total for the same time period in 2022. The total of 243 thefts from cars reported thus far in 2023 is also eight incidents (-3%) below the number forecasted through the first 34 weeks of 2023.
- The neighborhoods with the highest larceny from motor vehicle totals so far in 2023 are: North Cambridge (48), Peabody (35), Cambridgeport (34), and Riverside (28).
- Comparing the last four weeks (August) to the previous four (July), there was a 54% increase in larcenies from motor vehicles, with 15 additional crimes reported.
- There have been multiple larcenies from motor vehicles this year where suspects have also tampered with the ignition in an unsuccessful attempt to steal the vehicle. This can be attributed to a recent TikTok trend targeting Kia and Hyundai vehicles.
- Catalytic converter thefts became a problem in Cambridge in January of 2021. Surges continued sporadically throughout 2021 and 2022, with at least 128 reported in 2022 alone. This activity has not been as prolific in 2023, with only 21 incidents reported so far this year compared to the 90 thefts reported during the same time frame in 2022. In fact, not a single catalytic converter theft has been reported stolen in Cambridge since April. However, it remains to be seen whether this crime type will re-emerge as the year progresses.
 - The majority of the catalytic converter thefts in Cambridge have involved 2004-2009 Toyota Priuses.
 - Thus far in 2023, the majority of the catalytic converter theft activity was reported overnight in the upper half of Cambridge, north and west of Harvard Square.

Percent Change

Last 4 Weeks

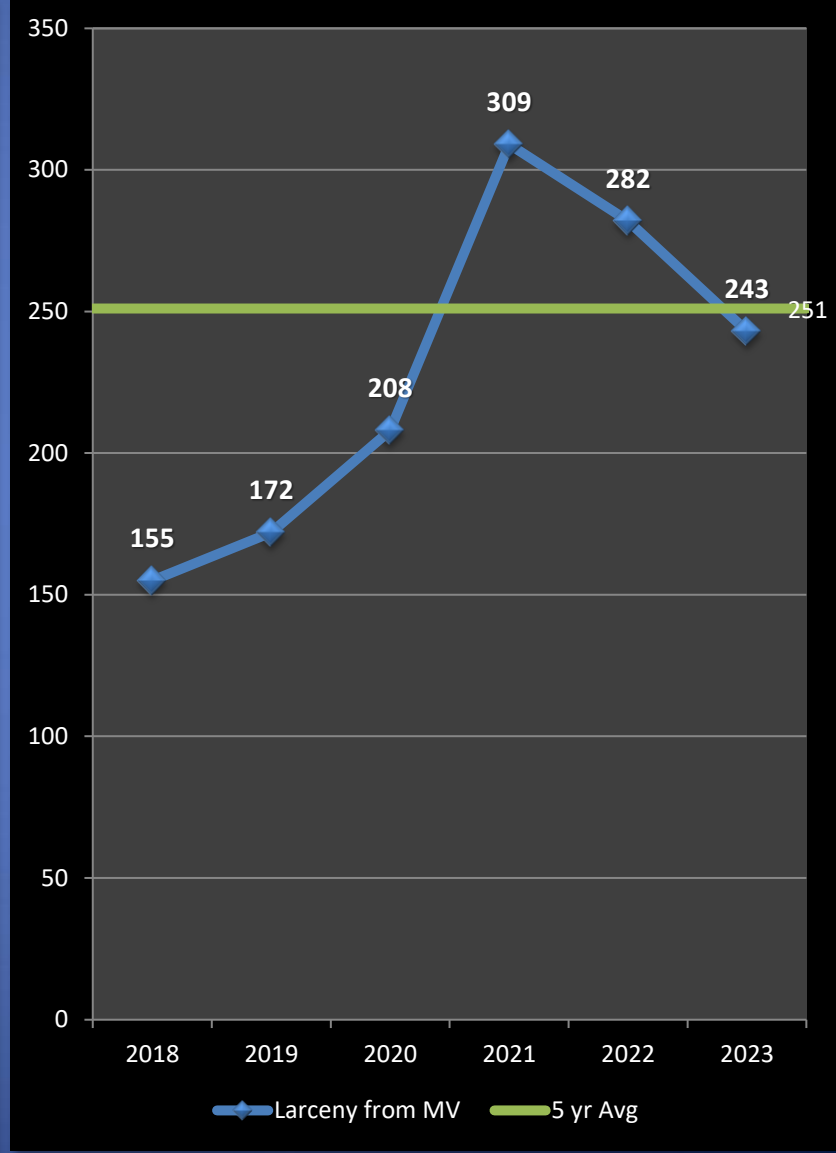
+54%

Previous Year

-14%

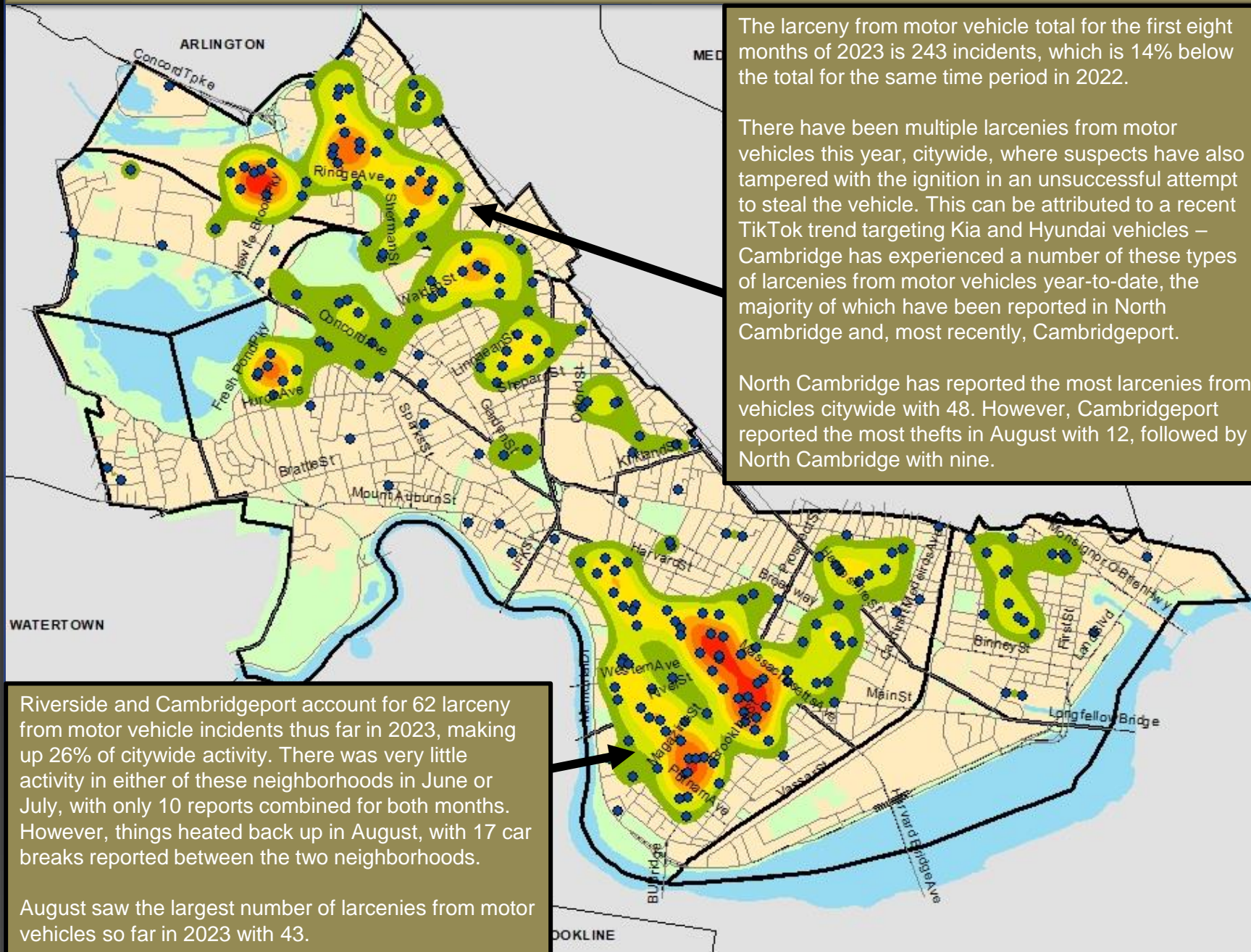
5-Year Average

-3%





Geographic Breakdown of Larceny from Motor Vehicles: 1.1.23 – 8.28.23





LARCENY *from Person*

No Patterns

- Larcenies from the person during the first eight months of 2023 decreased by 12 incidents (-15%) below the same time period in 2022 and dropped by eight incidents (-11%) when comparing 2023 to the five-year average of 74. Seven thefts were reported in the past four weeks (August), down six from the previous four weeks (July).
- Thirty of the 66 incidents year-to-date in 2023 took place in Central Square. The other incidents took place throughout the city, with Harvard Square registering the next largest amount with 19 thefts, followed by four each in the East Cambridge/CambridgeSide area and Porter Square area, three each in the Cambridgeport/ Riverside area and the Alewife/West Cambridge area, two in the Kendall Square/MIT area, and one in the Bay Square area. This crime type still has not fully returned to pre-COVID levels; in 2018 and 2019, numbers were registering in the low 100s through August.
- In recent years, higher numbers in Central Square have mainly been due to grab-and-run situations and/or incidents that involved individuals who are unhoused whose property may have been stolen while they were asleep or otherwise distracted. Twenty-one of the 30 thefts in Central Square thus far in 2023 have fallen into these categories.

Percent Change

Last 4 Weeks

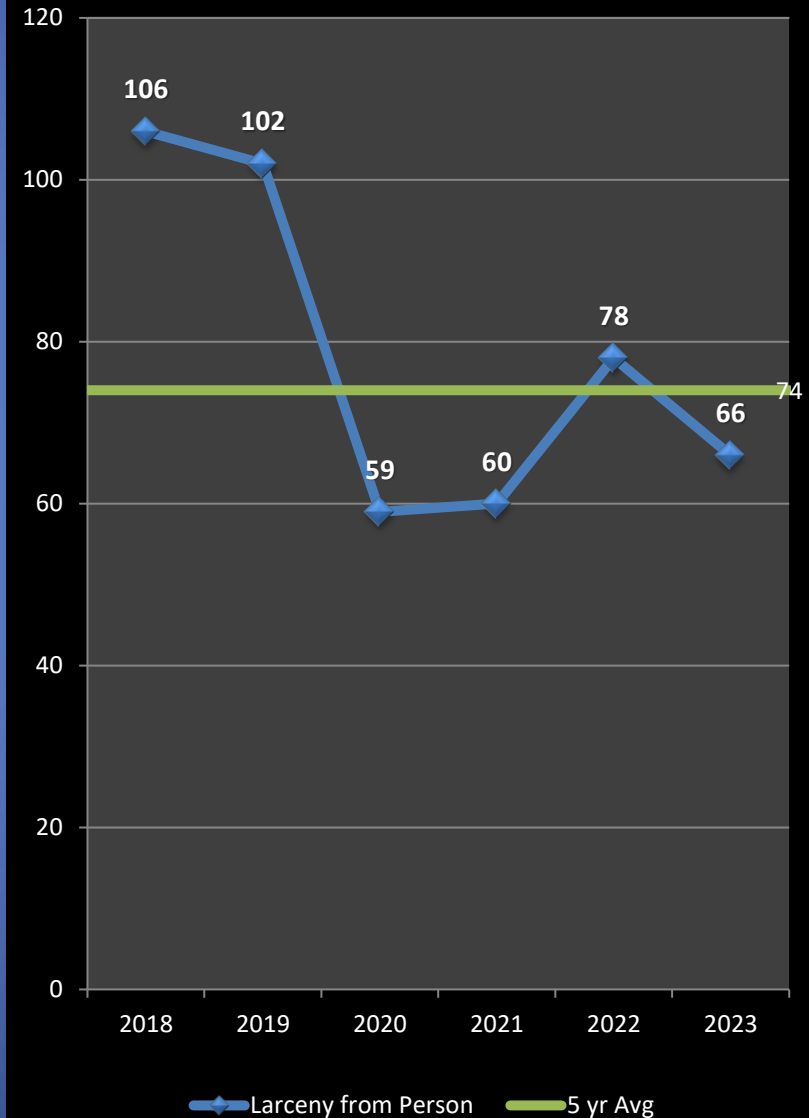
-46%

Previous Year

-15%

5-Year Average

-11%





LARCENY of Bicycle

No Patterns

- Likely due at least in part to the warmer weather and limited snow this year, 2023 started off with an increase in bike thefts when compared to 2022, and this has continued through August. There were 359 thefts reported citywide through August 28th, 2023, compared to 241 through the same time in 2022, equaling a 49% increase this year. Additionally, the 2023 total is 15% (48 incidents) above the five-year average of 311.
- May reported the highest number of bike thefts so far this year with 75, followed by June with 65.
- Only 114 bike thefts or 32% of all citywide thefts have occurred North of Harvard Square.
- Of the 359 bike thefts reported so far in 2023, 242 (67%) were reportedly locked at the time of the theft.

Top Neighborhoods for Bike Theft in 2023:

Neighborhood	YTD Total	% Citywide
Cambridgeport	71	20%
North Cambridge	52	14%
Mid-Cambridge	44	12%
East Cambridge	38	11%
Riverside	31	9%

Percent Change

Last 4 Weeks

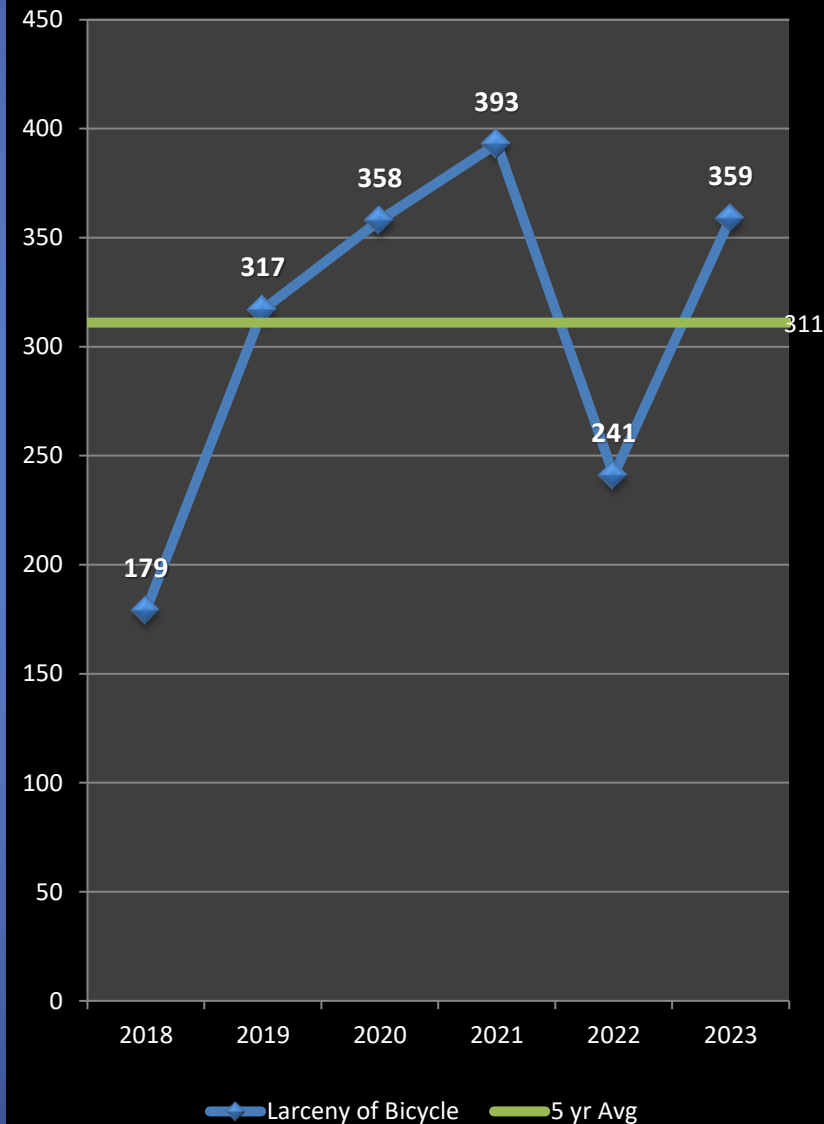
+11%

Previous Year

+49%

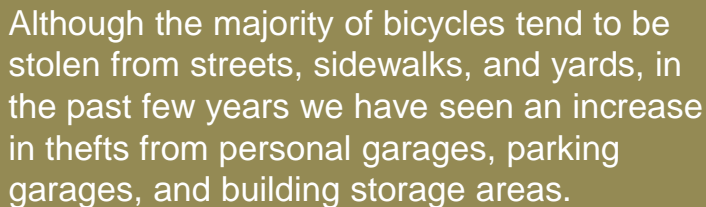
5-Year Average

+15%



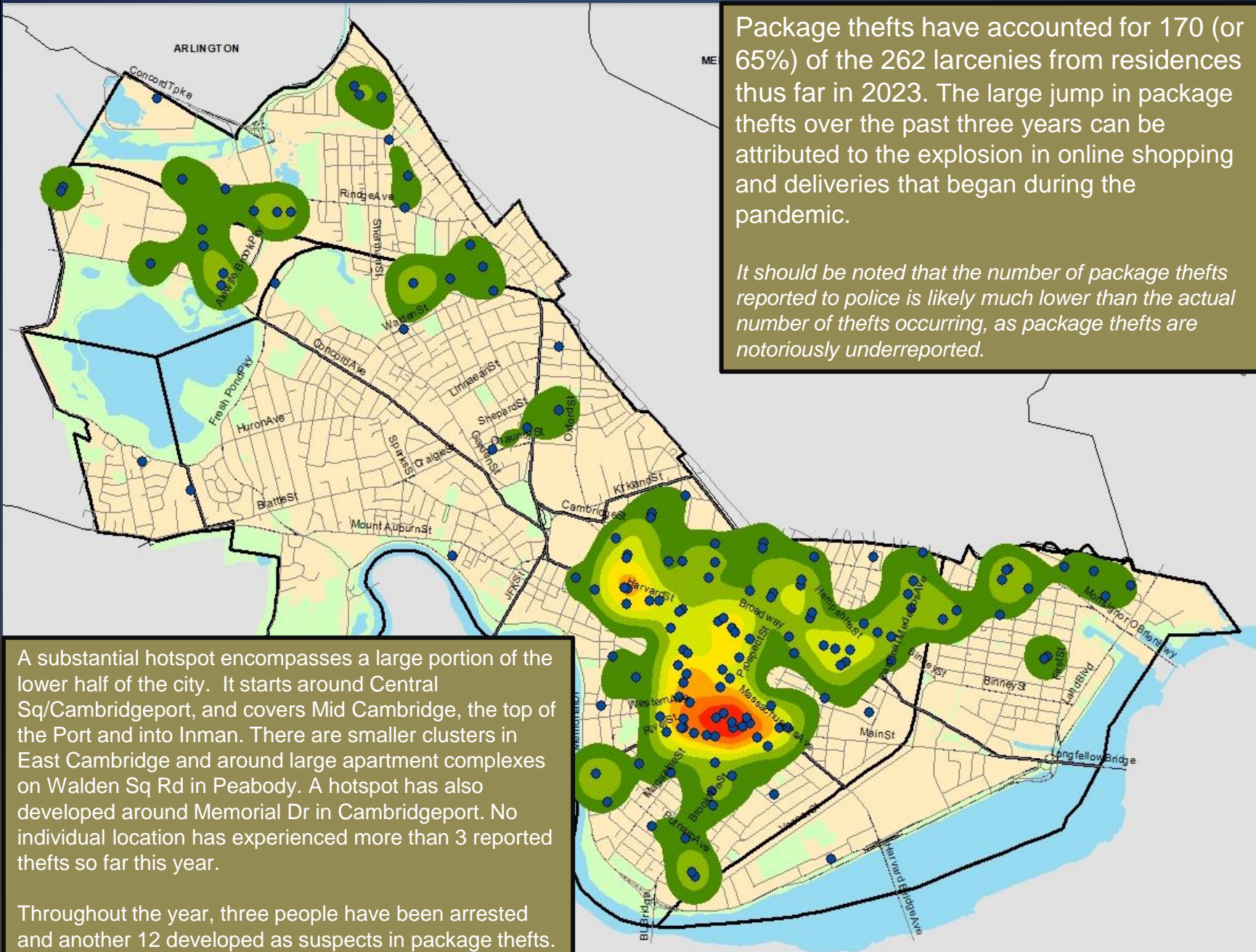


**August
2023**





Geographic Breakdown of Package Thefts: 1.1.23 – 8.28.23



Package thefts have accounted for 170 (or 65%) of the 262 larcenies from residences thus far in 2023. The large jump in package thefts over the past three years can be attributed to the explosion in online shopping and deliveries that began during the pandemic.

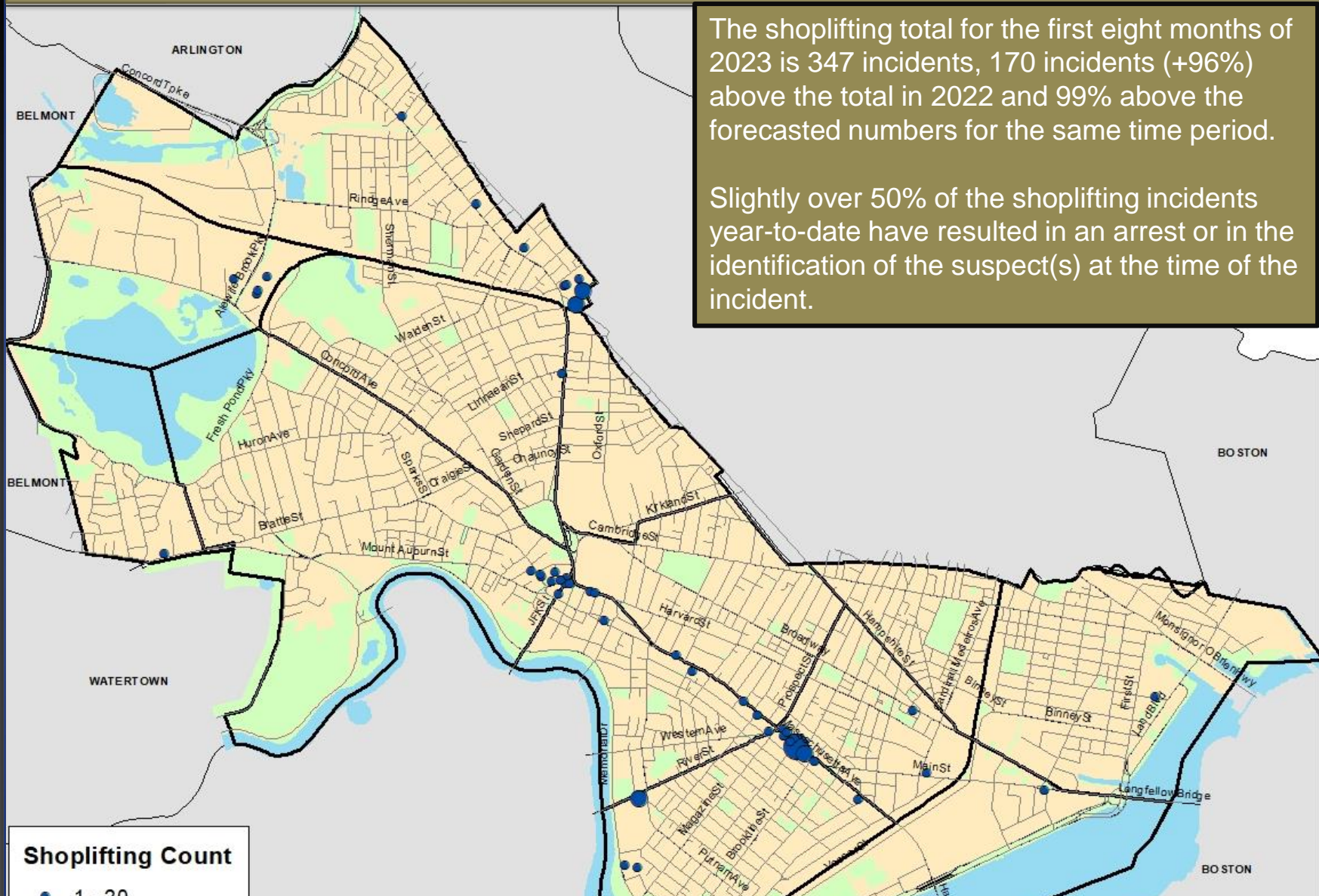
It should be noted that the number of package thefts reported to police is likely much lower than the actual number of thefts occurring, as package thefts are notoriously underreported.

A substantial hotspot encompasses a large portion of the lower half of the city. It starts around Central Sq/Cambridgeport, and covers Mid Cambridge, the top of the Port and into Inman. There are smaller clusters in East Cambridge and around large apartment complexes on Walden Sq Rd in Peabody. A hotspot has also developed around Memorial Dr in Cambridgeport. No individual location has experienced more than 3 reported thefts so far this year.

Throughout the year, three people have been arrested and another 12 developed as suspects in package thefts.



Geographic Breakdown of Shoplifting: 1.1.23 – 8.28.23



The shoplifting total for the first eight months of 2023 is 347 incidents, 170 incidents (+96%) above the total in 2022 and 99% above the forecasted numbers for the same time period.

Slightly over 50% of the shoplifting incidents year-to-date have resulted in an arrest or in the identification of the suspect(s) at the time of the incident.

Shoplifting Count

- 1 - 20
- 21 - 70
- 71 - 105

Target in Central Sq has reported the most shoplifting incidents so far this year with 105 thefts, followed by the Target in Porter Sq with 31 thefts and the Goodwill Store in Central Sq with 28.



AUTO THEFT

No Patterns

- The five-year weighted average for auto thefts through August 28th is 81, and with 101 reported so far in 2023, Cambridge has experienced an increase of 25% above the expected total. Auto thefts in 2023 are down 5% below last year's total of 106 through August 28th.
- When comparing the most recent four weeks (August) to the previous four weeks (July), auto thefts decreased by 59%, with 13 fewer incidents reported in August than in July.
- The neighborhood breakdown for auto theft totals so far in 2023 is as follows: North Cambridge – 15; East Cambridge – 13; Inman/Harrington – 12; Cambridgeport – 11; Riverside – 10; the Port – 9; the Highlands- 8; West Cambridge -7; Mid-Cambridge – 6; Baldwin and Peabody – 4 each; and Strawberry Hill – 2.
- There have been multiple thefts reported so far in 2023 where the operator left the vehicle unlocked and running in order to warm up the vehicle, deliver a package, or grab food. When the victim returned, the vehicle was gone.
- Three of the eight thefts in August involved that of a two-wheeled vehicle.
- There was an emerging trend in Cambridge and regionally at the beginning of the year, of Kia and Hyundai thefts due to a recent TikTok trend targeting these vehicles. There have been at least ten of these thefts in Cambridge so far in 2023, as well as multiple breaks into these model cars.
- Fifty-one of the 101 vehicles reported stolen so far in 2023 have been recovered to date.

Percent Change

Last 4 Weeks

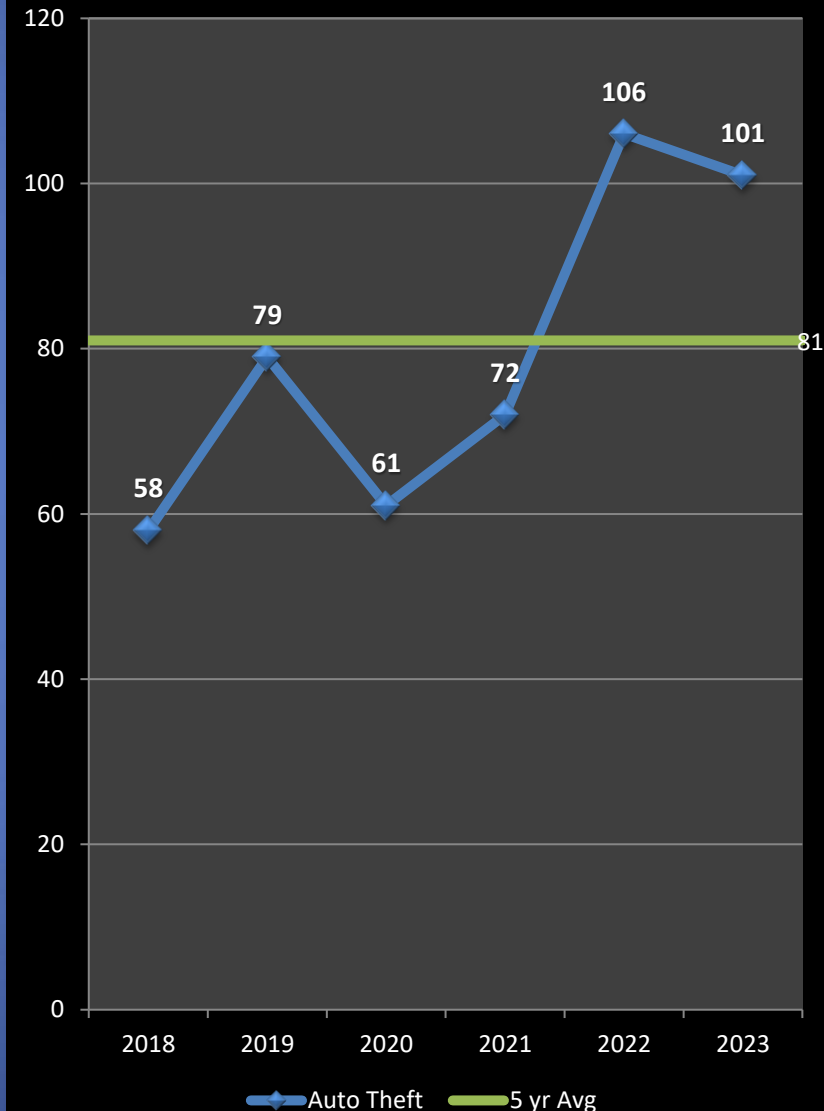
-59%

Previous Year

-5%

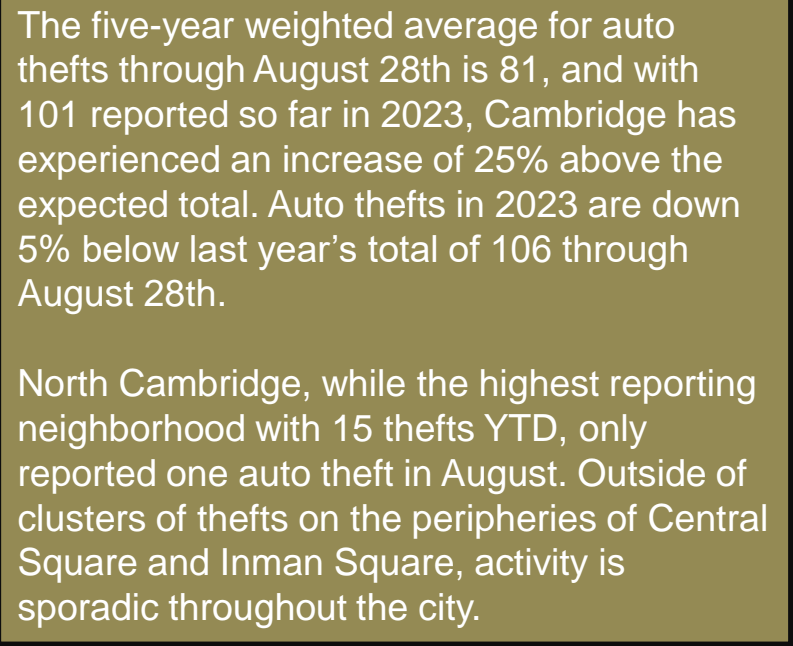
5-Year Average

+25%





**August
2023**





Help Prevent Crime

And keep yourself informed!

To receive information from the CPD:

- Sign up with for the **Cambridge Alert Network**, to receive alerts about emerging crime patterns, neighborhood meetings, and crime prevention tips, by visiting www.CambridgeMa.gov/AlertNetwork.
- “Like” the Cambridge Police Department on Facebook at www.facebook.com/CambridgePolice
- Follow [@CambridgePolice](https://twitter.com/CambridgePolice) on Twitter.
- Visit our website at www.CambridgePolice.org for valuable information and reports including the Daily Log and BridgeStat, which is published on the first Friday of every month.
- Download our “MyPD” smartphone app at www.CambridgePolice.org/MyPD.

To Share Information with the CPD:

- Call our Non-Emergency Telephone Number at **617-349-3300**.
 - Every call for service generates a police response, so help drive our resources by reporting things that seem suspicious or out of the ordinary.
- Send an Anonymous TEXT-A-TIP:
 - Send an ANONYMOUS text message to **Tip411 (847411)**. Begin your message with Tip650 and then type your message. You will receive a response from the Cambridge Police with the option to continue communicating. Please remember that this is not a replacement for 9-1-1. **If you witness an emergency situation, please call 9-1-1 immediately.**
- Send an Anonymous Crime Tip E-Mail at www.CambridgePolice.org/Tips