



Cambridge Police Department BridgeStat

November 2022

Produced by the Crime Analysis Unit

Part I Total Crime

A review of serious crime incidents reported over the first eleven months of 2022 indicates a moderate increase of 9% in the Part One Index total for Cambridge when compared with the same time period in 2021. Through November 28th of this year, there were 2,597 serious crimes reported in the City. For the same time period in 2021, the combined total for Murder, Rape, Robbery, Aggravated Assault, Burglary, Larceny & Auto theft was 2,384 incidents, 213 fewer than this year. When measured against the five-year average, a 16% increase in the crime index has been recorded.

Further analysis of the crime totals for the first eleven months of 2022 indicates that violent crimes jumped upward 25% when compared with 2021, with 71 additional crimes reported. A review of violent crimes reveals that there were: zero homicides, 39 rapes, 91 robberies, and 222 aggravated assaults reported through November 28th of 2022. Property crime registered an increase of 7% with 142 additional crimes counted through the 28th of November of 2022.

Three target crimes have recorded major increases this year, with street robberies surging from 52 incidents to 75 crimes (+44%), housebreaks from 115 reports to 177 incidents (+54%), and larceny from building up 67 crimes (+52%) when comparing the first eleven months of 2022 with the same time frame last year. The 22% decrease in larcenies of bicycles and the 33% drop in commercial burglary when compared with the same time period in 2021 are the key trend indicators identified in 2022 that have kept the overall crime index at a moderate increase.

When analyzing the serious crime totals of November 2022 versus the previous month of October, there has been a slight increase of 4% in the number of index incidents, with 11 more crimes reported. A contributing factor this month was the 68% increase in larcenies from residences, up 17 incidents from what was reported in October.

	<u>4 Week Snapshot</u>			<u>Year to Date</u>			<u>Five Year</u>	
	10/4/22 - 10/31/22	11/1/22 - 11/28/22	Change	2021	2022	Change	Avg	Change
Total Violent Crime	27	30	11%	281	352	25%	276	28%
Total Property Crime	228	236	4%	2103	2245	7%	1961	14%
Total Part I Crime	255	266	4%	2384	2597	9%	2237	16%

Part I Property Crime

Analysis of property crime totals for the first eleven months of 2022 points to a 7% increase when measured against the 2021 totals and a 14% rise above the five-year average, with 142 additional incidents above the total for the first eleven months of last year and 284 crimes above the forecasted number of 1,961.

Two of the major property crime categories recorded significant declines when measured against the first eleven months of 2021. Notably there has been a 22% reduction in larceny of bicycles, which is down 133 incidents from the high total of 593 bike thefts through November 28th of 2021. Commercial breaks also registered a sharp dip of 33% (-23 incidents) for the first eleven months of the year.

	4 Week Snapshot			2021	Year to Date			Five Year	
	10/4/22 - 10/31/22	11/1/22 - 11/28/22	Change		2022	Change		Avg	Change
Burglary	19	32	68%	184	223	21%		183	22%
Commercial Break	1	7	600%	69	46	-33%		54	-15%
Housebreak	18	25	39%	115	177	54%		129	37%
Larceny	202	195	-3%	1804	1878	4%		1678	12%
Larceny (Misc)	7	4	-43%	56	80	43%		44	82%
Larceny from Building	18	14	-22%	129	196	52%		165	19%
Larceny from MV	46	36	-22%	406	404	0%		312	29%
Larceny from Person	10	10	0%	95	109	15%		115	-5%
Larceny from Residence	25	42	68%	317	330	4%		272	21%
Larceny of Bicycle	69	57	-17%	593	460	-22%		491	-6%
Larceny of Plate	1	0	-100%	26	22	-15%		19	16%
Larceny of Services	0	1	IN-CALC	4	13	225%		10	30%
Shoplifting	26	31	19%	178	264	48%		250	6%
Auto Theft	7	9	29%	115	144	25%		100	44%
Total Property Crime	228	236	4%	2103	2245	7%		1961	14%



Part I Violent Crime

From January 1st to November 28th of 2022, there were 352 violent crimes recorded in Cambridge, 71 more (+25%) than the 281 reported during the first eleven months of 2021, and 76 (+28%) above the 276 incidents forecasted for the year.

There were 39 rapes recorded in Cambridge during the first eleven months of 2022, while there were 27 reported during the same time period in 2021. The trend observed during Covid of a high percentage of aggravated assaults occurring in Central Square and on peripheral side streets has continued in 2022 with 80 of the 222 citywide reports occurring in this area. The street robbery total has climbed from 52 incidents over the first eleven months of 2021 to 75 (+44%) through November 28th of 2022. This total is also 22 incidents (+42%) above the forecasted total of 53 street robberies for this time period.

The last murder in Cambridge took place on March 27th, 2021. In that incident, a fatal shooting occurred at approximately 12:40 a.m. on Pemberton Street. The victim was reportedly located unconscious outside his vehicle by a passerby who called 911. The victim was transported to Mount Auburn Hospital where he later died. The victim has been identified as Xavier Louis-Jacques, 19, of Cambridge. The investigation is ongoing.

	<u>4 Week Snapshot</u>			<u>Year to Date</u>			<u>Five Year</u>	
	10/4/22 - 10/31/22	11/1/22 - 11/28/22	Change	2021	2022	Change	Avg	Change
Homicide	0	0	IN-CALC	1	0	IN-CALC	1	-100%
Rape	5	5	0%	27	39	44%	26	50%
Robbery	5	5	0%	63	91	44%	69	32%
Commercial Robbery	0	1	IN-CALC	11	16	45%	16	0%
Street Robbery	5	4	-20%	52	75	44%	53	42%
Aggravated Assault	17	20	18%	190	222	17%	180	23%
Total Violent Crime	27	30	11%	281	352	25%	276	28%



MURDER

No Patterns

- There has not been a murder recorded in Cambridge during the first eleven months of 2022.
- In the last reported homicide in Cambridge, on Saturday 3/27/21, there was a fatal shooting that occurred at approximately 12:40 a.m. on Pemberton Street. The victim was reportedly located unconscious outside his vehicle by a passerby who called 911. The victim was transported to Mount Auburn Hospital where he later died. The victim has been identified as Xavier Louis-Jacques, 19, of Cambridge. The investigation is ongoing.
- On April 23, 2020, Jose Bermudez was arrested for the fatal daylight stabbing of 33-year-old Danilo Perez in Central Square on April 14. Bermudez and Perez were both part of the homeless community and were known to each other. Bermudez is being held without bail. This was the first homicide reported in Cambridge since January of 2019 and it ended up being the only homicide recorded in 2020.
- There was one murder in Cambridge in 2019. The Middlesex DA's Office and the Cambridge Police are asking for public assistance regarding the ongoing investigation into the fatal incident that occurred in the New Street area of Danehy Park around 6:30PM on the night of January 2nd, 2019. This incident is being investigated as a homicide. The preliminary investigation suggests that the victim, 60-year-old Paul Wilson, died as a result of blunt force trauma and that robbery does not appear to have been the motive.

Percent Change*

Last 4 Weeks

0%

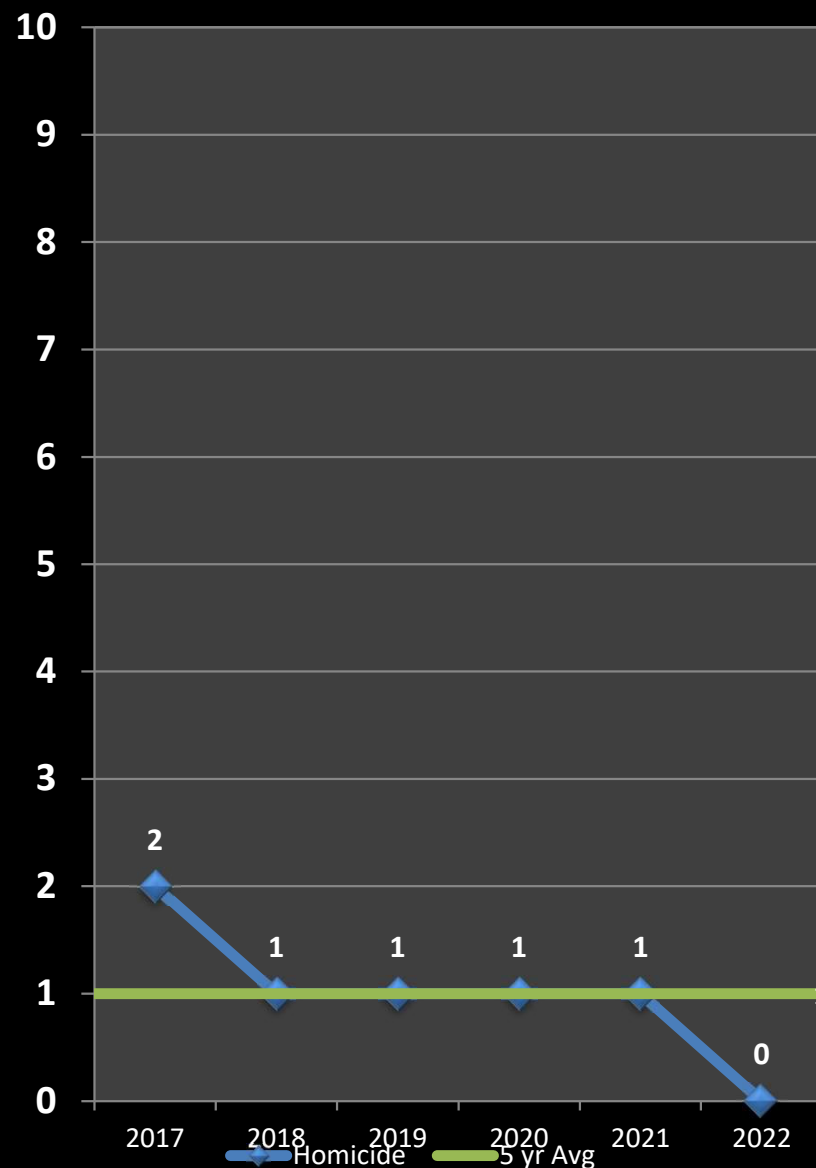
Previous Year

-100%

5-Year Average

-100%

*IN -CAL: Percentages are not calculated for numbers so small as to present a statistically misleading percentage.





RAPE

No Patterns

- There were 39 rapes reported in Cambridge during the first eleven months of 2022, while there were 27 incidents reported through November 28th of 2021. The 39 rapes so far in 2022 have been categorized as 17 acquaintance incidents, seven blitz scenarios, nine domestic incidents, five contact assaults, and a home invasion. One of the blitz incidents did result in an arrest.
- Final counts indicate that there were 36 rapes reported in 2021, nine more than were reported in 2020. That total was also nine incidents above the five-year average of 27 crimes.
- The sexual assaults in 2021 were classified as 11 domestic situations, 17 involving acquaintances as the predator, five contact incidents, and three blitz scenarios that remain under investigation.
- The total number of reported rapes tends to fluctuate from year to year, but the number of stranger-to-stranger rapes reported each year in Cambridge—typically between one and five—remains extremely low.

Percent Change*

Last 4 Weeks

0%

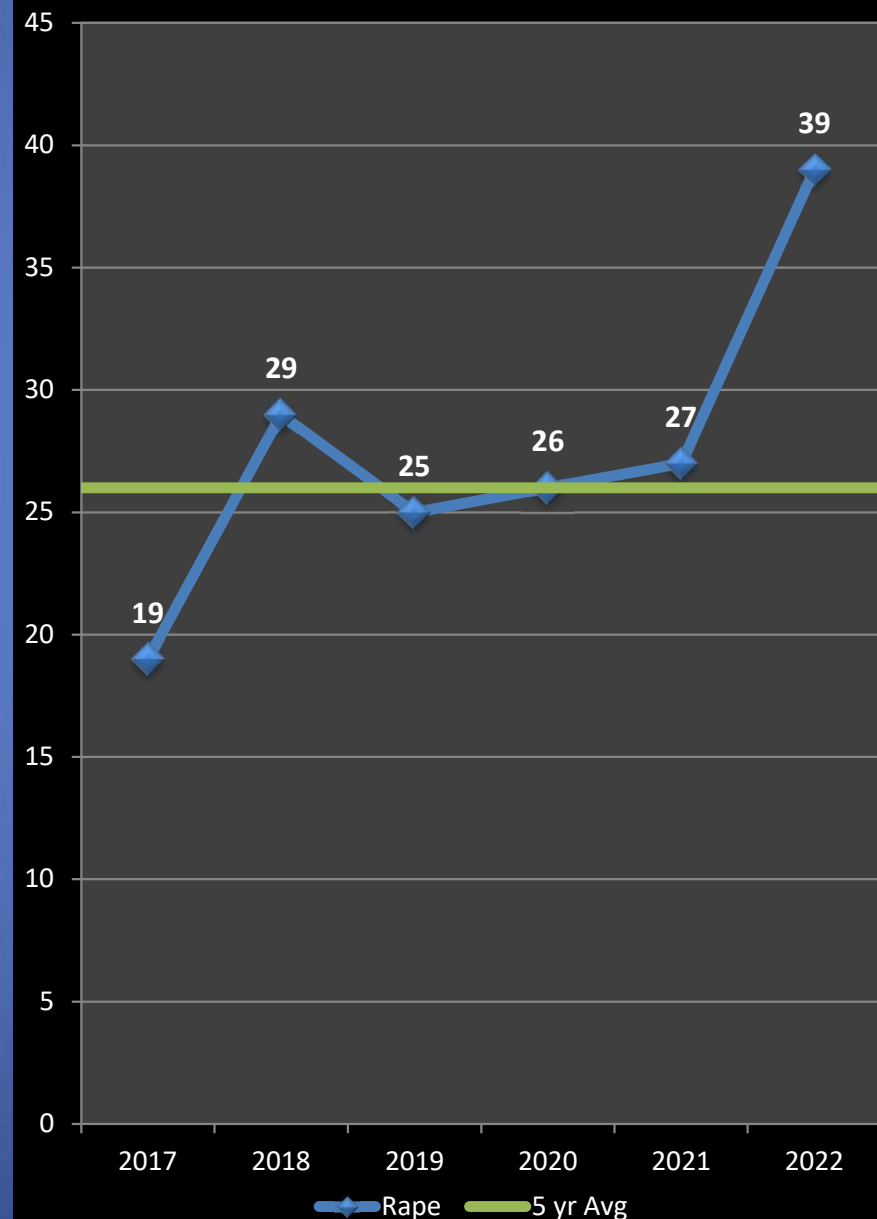
Previous Year

+44%

5-Year Average

+50%

*IN -CAL: Percentages are not calculated for numbers so small as to present a statistically misleading percentage.





AGGRAVATED ASSAULT

No Patterns

- The total of 222 aggravated assaults reported through November 28th of 2022 is 32 crimes (+17%) above the total for the first eleven months of 2021, and 42 incidents (+23%) above the forecast of 180 crimes for the five-year average.
- The 222 aggravated assaults reported this year were composed of the following classifications: 46 unprovoked scenarios; 46 domestic altercations; 21 road rage incidents; 19 assaults between acquaintances; 18 juvenile-related assaults; 16 assaults between unhoused individuals; 14 shop owner/patron assaults; 13 affrays; 11 psychotic episodes; 8 assaults on police officers; 3 drug deals that went awry; 3 bar/alcohol incidents; 2 workplace assaults; and 2 landlord/neighbor assault.
- The trend observed during the Covid period of a high percentage of aggravated assaults occurring in and around the periphery of Central Square has continued in 2022 with 80 (36%) of the 222 citywide reports in this area. There were a number of altercations between unhoused individuals where knives were the weapon most commonly employed.
- There have been 13 confirmed shots fired incidents in Cambridge through November 28, 2022. No shots fired incidents were reported in November. Through the same time period in 2021, there were six shots fired incidents and seven shootings with injuries reported in Cambridge (including the last recorded homicide). See maps on slides 9 and 10 for more info.

Percent Change

Last 4 Weeks

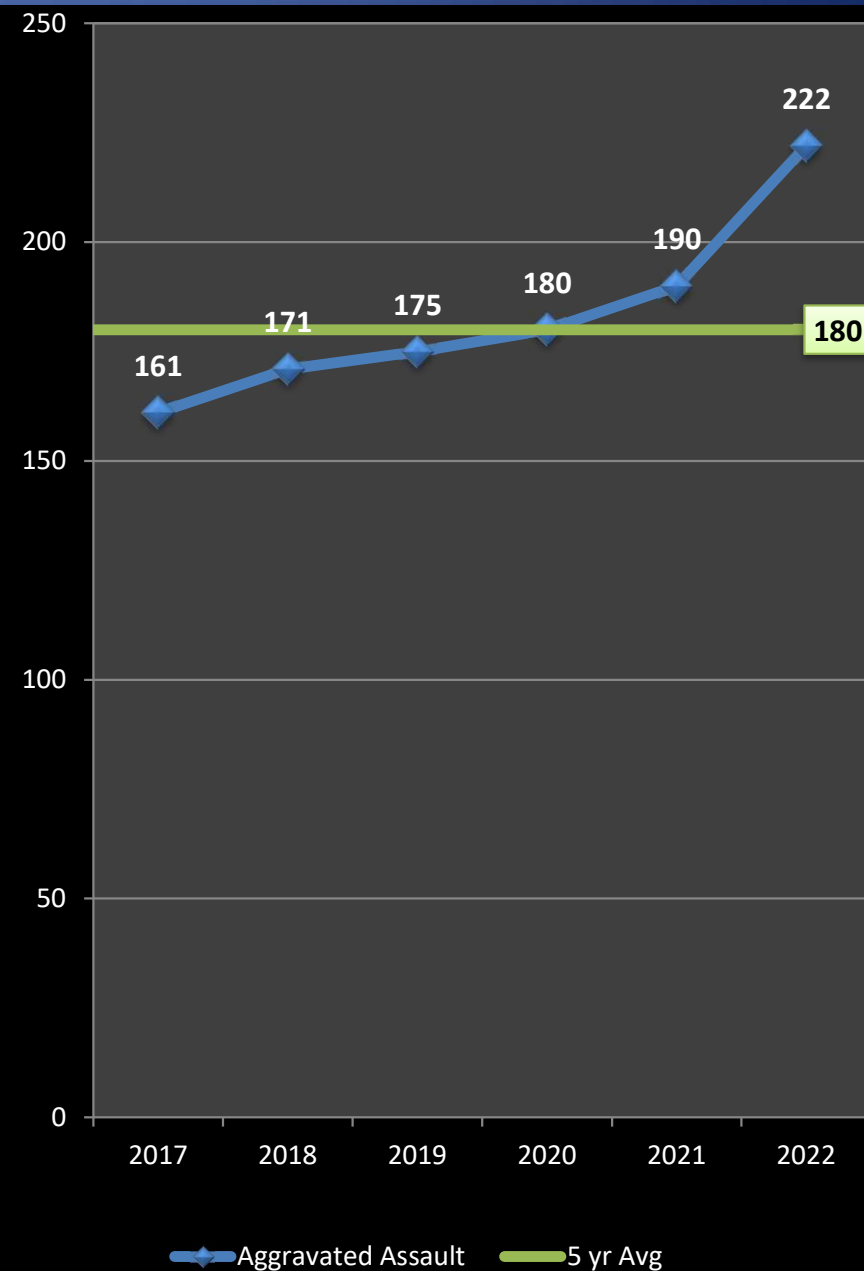
+18%


Previous Year

+17%

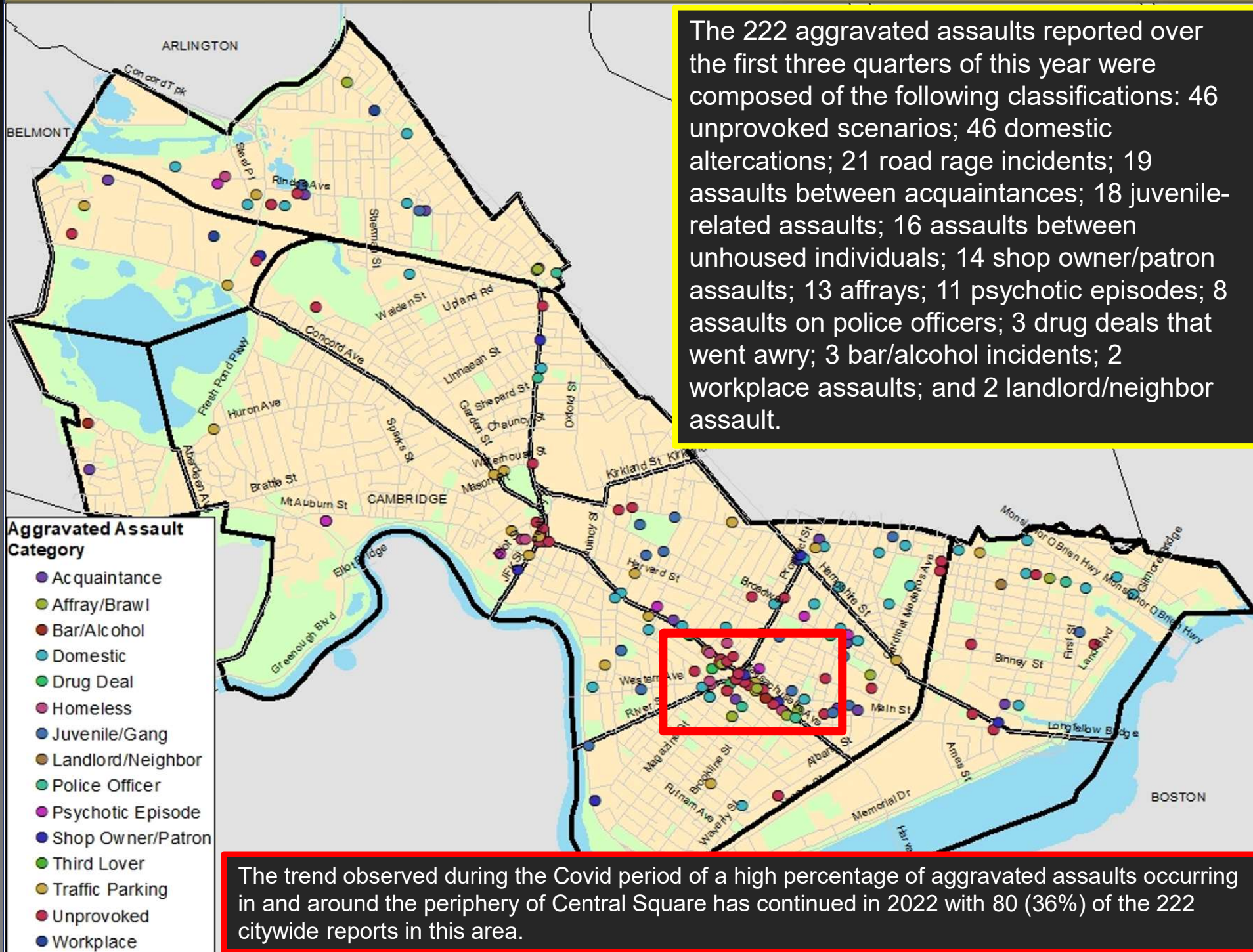
5-Year Average

+23%





Geographic Breakdown of Aggravated Assaults: 1.1.22 – 11.28.22



Confirmed Shots Fired and Shootings in Cambridge: 1.1.22 – 6.30.22

There have been 13 confirmed shots fired incidents in Cambridge through 11/28/22, two of which resulted in non-fatal injuries. Through the same time period in 2021, there were six shots fired incidents and seven shootings with injuries reported in Cambridge (including the last recorded homicide).

Shots Fired on 2.15 at 7:20pm
Windsor St & Harvard St
 ShotSpotter alert. Multiple shell casings recovered. No injuries reported. Two males from Somerville and Lynn have been charged in connection with this incident.

Shots Fired on 6.18 at 12:30pm
Hurley St & First St
 No ShotSpotter alert. Multiple shell casings recovered. No injuries reported. Three males, two from Boston and one from Somerville, were arrested.

Shots Fired on 1.6 at 12:53pm
Pine St & School St
 No ShotSpotter alert. Multiple shell casings recovered. No injuries reported.

Shots Fired on 1.19 at 5:05pm
River St & Putnam Ave
 No ShotSpotter alert. Multiple shell casings recovered. No injuries reported.

Shots Fired on 3.11 at 5:35pm
Windsor St near School St
 ShotSpotter alert. Ballistic evidence recovered. No injuries reported.

Shooting Type

● Shooting w/ Victim(s)

● Shots Fired (no victims)



Confirmed Shots Fired and Shootings in Cambridge: 7.1.22 – 11.28.22

There have been 13 confirmed shots fired incidents in Cambridge through 11/28/22, two of which resulted in non-fatal injuries. Through the same time period in 2021, there were six shots fired incidents and seven shootings with injuries reported in Cambridge (including the last recorded homicide).

Shots Fired on 7.30 at 2:30am
Church St
No ShotSpotter alert. Ballistic evidence and a firearm recovered. No injuries reported. One male from Reading arrested.

Shots Fired on 8.27 at 12:33am
Magee St & Putnam Ave
ShotSpotter alert. Multiple shell casings recovered. No injuries reported. Everett male arrested.

Shooting on 8.19 at 10:32pm
Hoyt Field
ShotSpotter alert. Multiple shell casings recovered. 18-year-old male and 19-year-old male, both from Cambridge, suffered non-fatal injuries.

Shots Fired on 10.8 at 12:19am,
800 block of Mass Ave
No ShotSpotter alert. Multiple shell casings recovered. No gunshot injuries reported.

Shots Fired on 9.11 at 1:00pm
Market St & Windsor St
No ShotSpotter alert. Multiple shell casings recovered. No injuries reported. Cambridge male arrested.

Shots Fired on 9.7 at 4:07am, Donnelly Field
ShotSpotter alert. Ballistic evidence recovered. No injuries reported.

Shooting on 10.3 at 1:31am
Area of 731 Mass Ave
No ShotSpotter alert. Multiple shell casings recovered. 34-year-old Cambridge male suffered non-fatal injuries.

Shots Fired on 7.3 at 2:55pm
Mass Ave & Douglass St
ShotSpotter alert. Ballistic evidence recovered. No injuries reported.

Shooting Type



Shooting w/ Victim(s)



Shots Fired (no victims)



Robbery

No Patterns

- The five-year average for overall robbery in Cambridge for the first eleven months of the year is 69 incidents. Through November 28th of 2022, 91 robberies were recorded, which translates to a 32% increase above the projected total and a 44% leap above the 63 robberies counted during the first eleven months of 2021.
- There have been 16 commercial robberies committed in Cambridge over the first eleven months of this year, five more (+45%) than in 2021. There have been three bank robberies at the same bank in Harvard Square since April 27th. The two incidents in June involved an arrest during a shoplifting escalation on Broadway and a bank robbery arrest on Alewife Brook Pkwy. Both of the commercial robberies during July involved shoplifting escalations at a convenience store and a department store. The three September incidents involved two shoplifting escalations and a shoe store robbery. There were no commercial robberies reported in August or October. The lone commercial robbery in November was early in the month at a convenience store in North Cambridge where the assailant wielded a knife and stole money from the register.
- The street robbery total surged from 52 incidents over the first eleven months of last year to 75 (+44%) through November 28th of 2022. This total is also 22 incidents above the forecasted total of 53 street robberies for the first eleven months of the year. Forty-six of these street robberies have been concentrated in and around the periphery of Central Square, with the predominant scenario involving a few predatory suspects stealing cell phones/personal belongings from unhoused individuals around the Square. This continues a trend that emerged over the last few months of 2021. Otherwise, no discernable patterns have emerged with this increase.

Percent Change

Last 4 Weeks

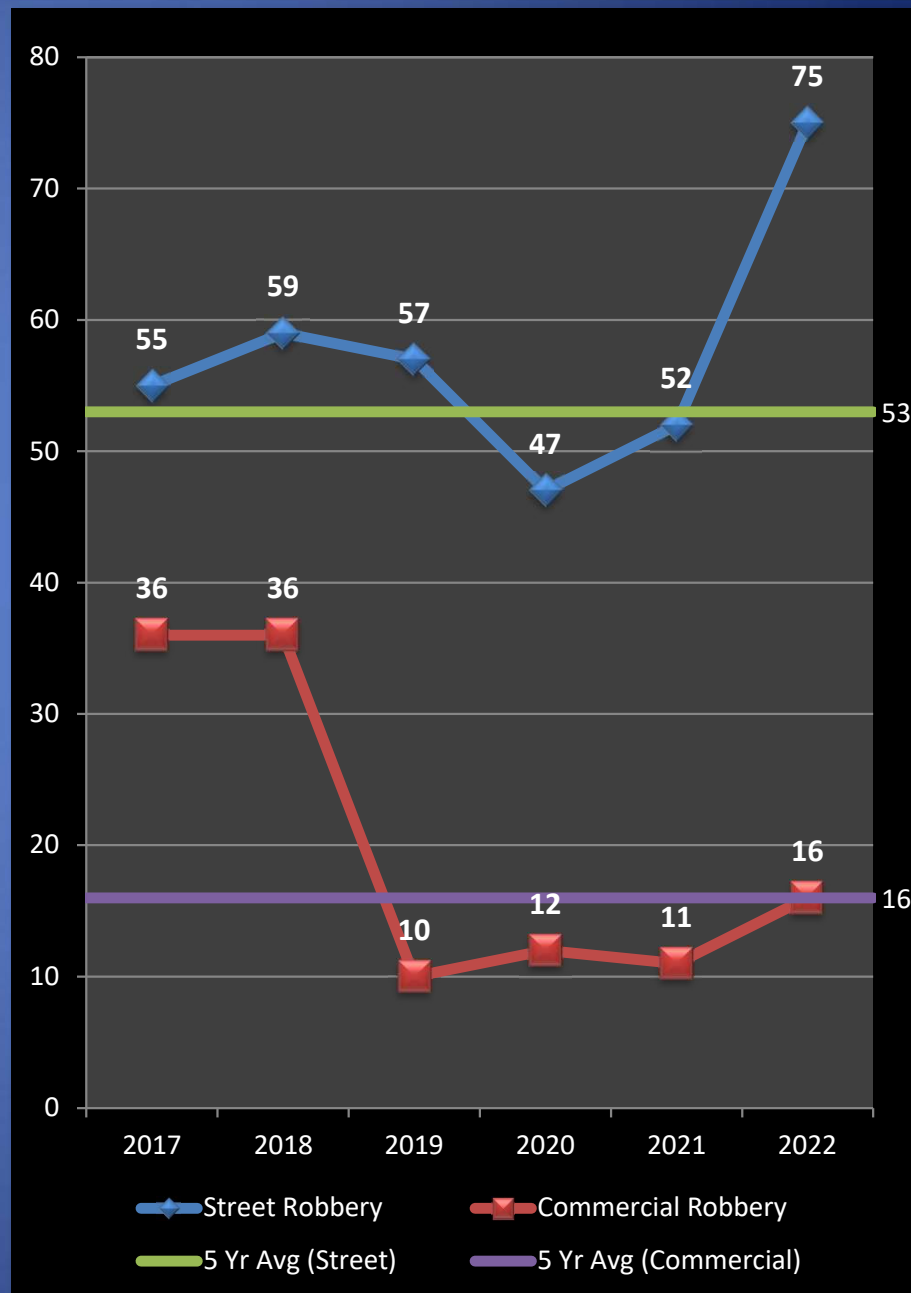
0%

Previous Year

+44%

5-Year Average

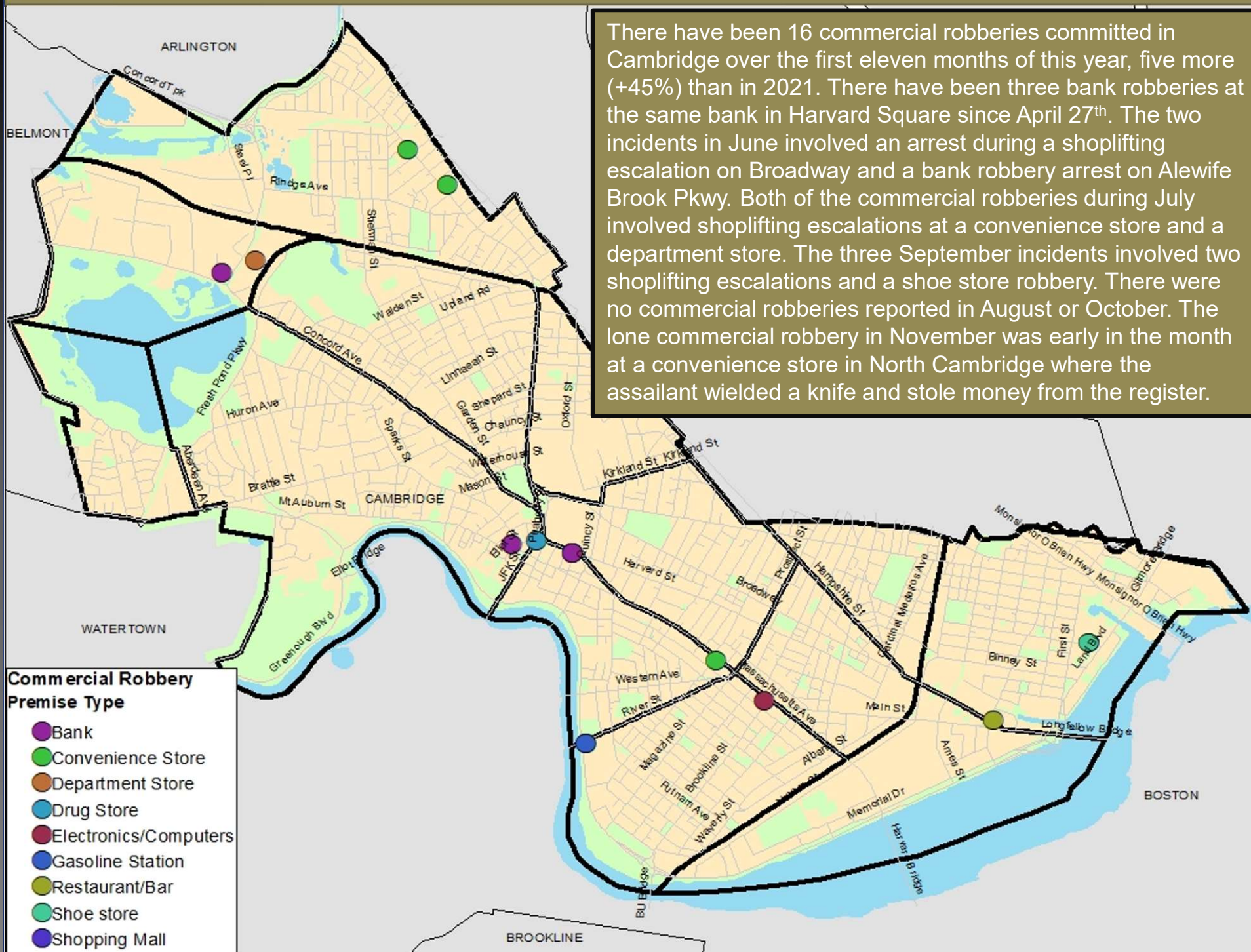
+32%





Geographic Breakdown of Commercial Robbery : 1.1.22 – 11.28.22

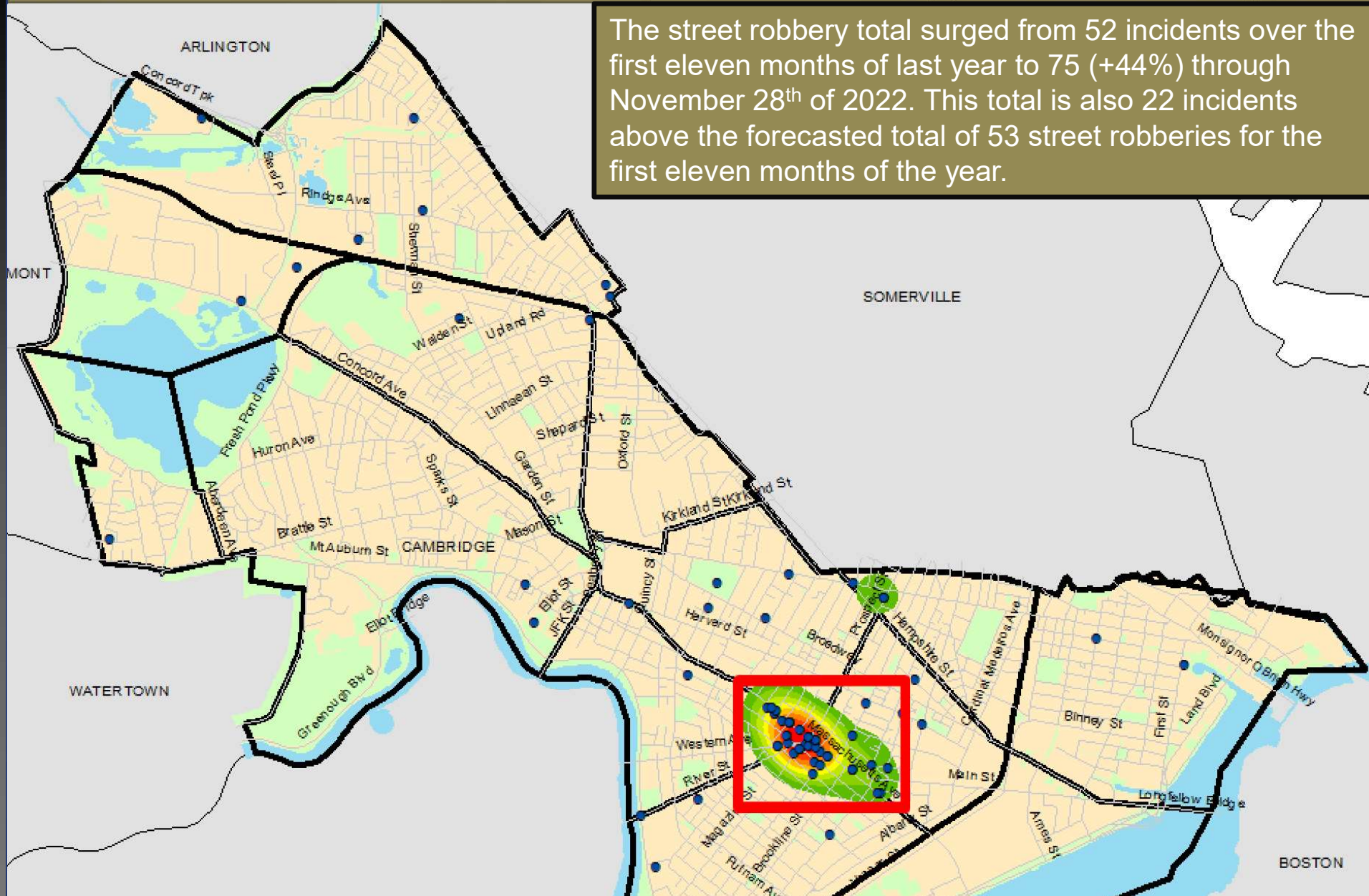
There have been 16 commercial robberies committed in Cambridge over the first eleven months of this year, five more (+45%) than in 2021. There have been three bank robberies at the same bank in Harvard Square since April 27th. The two incidents in June involved an arrest during a shoplifting escalation on Broadway and a bank robbery arrest on Alewife Brook Pkwy. Both of the commercial robberies during July involved shoplifting escalations at a convenience store and a department store. The three September incidents involved two shoplifting escalations and a shoe store robbery. There were no commercial robberies reported in August or October. The lone commercial robbery in November was early in the month at a convenience store in North Cambridge where the assailant wielded a knife and stole money from the register.





Geographic Breakdown of Street Robberies: 1.1.22 – 11.28.22

The street robbery total surged from 52 incidents over the first eleven months of last year to 75 (+44%) through November 28th of 2022. This total is also 22 incidents above the forecasted total of 53 street robberies for the first eleven months of the year.



Forty-six (61%) of the 75 street robberies so far this year have been concentrated in and around the periphery of Central Square, with the predominant scenario involving a few predatory suspects stealing cell phones/personal belongings from unhoused individuals around the Square. This continues a trend that emerged over the last few months of 2021. Otherwise, no discernable patterns have emerged with this increase.



Burglary

No Patterns

- The property index crime of burglary, the combination of residential and commercial breaks, has registered an increase of 22% with 40 additional incidents during the first eleven months of 2022 when compared to the five-year average of 183 breaks, and a 21% rise when compared with 2021 through November 28th.
- Housebreaks over the first eleven months of 2022 have jumped 54% over the same time period in 2021, with 177 incidents reported this year compared to the 115 recorded over the first eleven months of 2021. There was a moderate increase in housebreaks from October to November of this year with seven additional incidents reported, due to a recent increase in burglaries involving basement storage areas of multi-unit residences.
- A series of nighttime breaks along the Arlington and Belmont borders that appears to have been curtailed with the arrest of a career housebreaker in a neighboring town in late July was the most notable pattern identified during the summer.
- There have been 46 commercial breaks reported in the first eleven months of 2022, which is eight incidents (-15%) below the 54 crimes forecasted for the first eleven months of the year. After nearly 18 months of registering increases during the Covid period, this target crime is registering a decrease of 33% below last year's total through November 28th with 23 fewer incidents recorded.

Percent Change

Last 4 Weeks

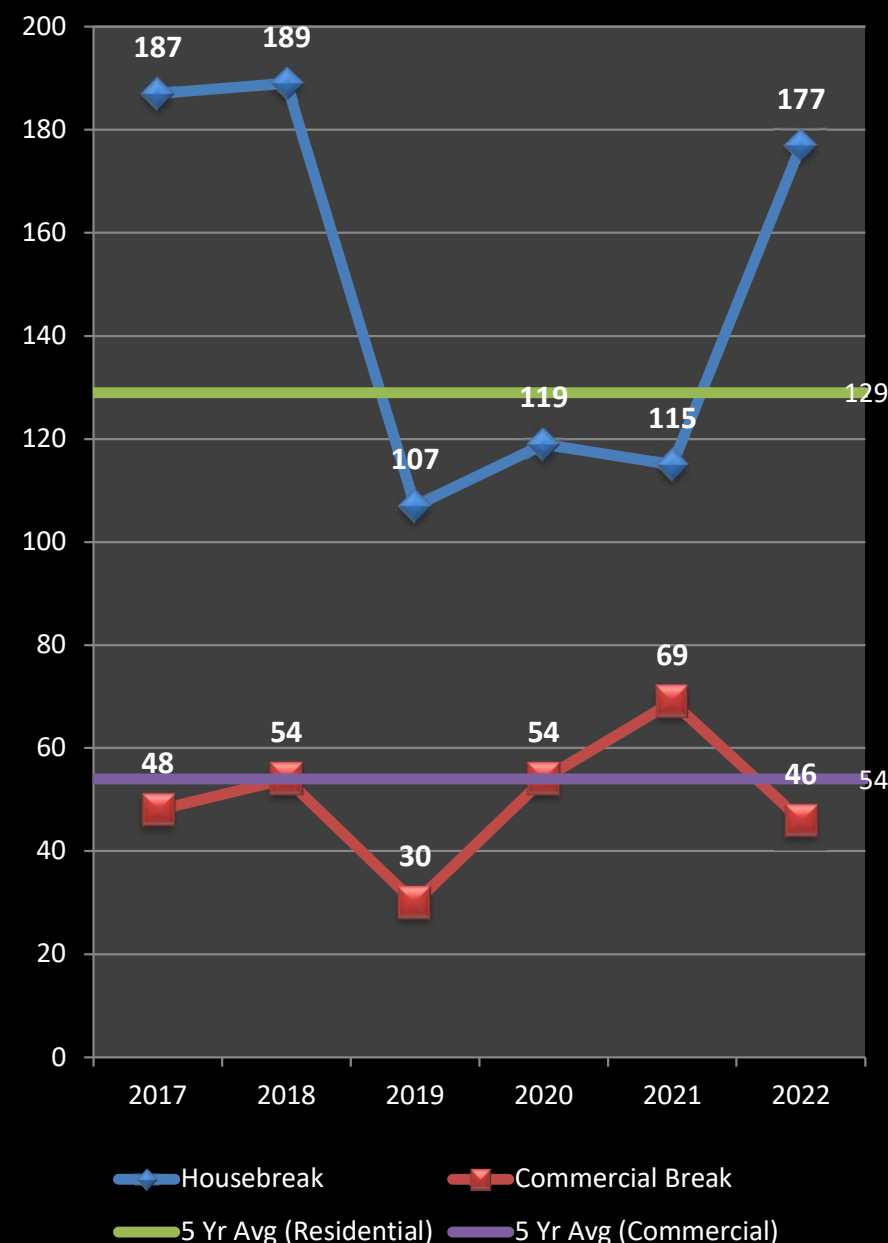
+68%

Previous Year

+21%

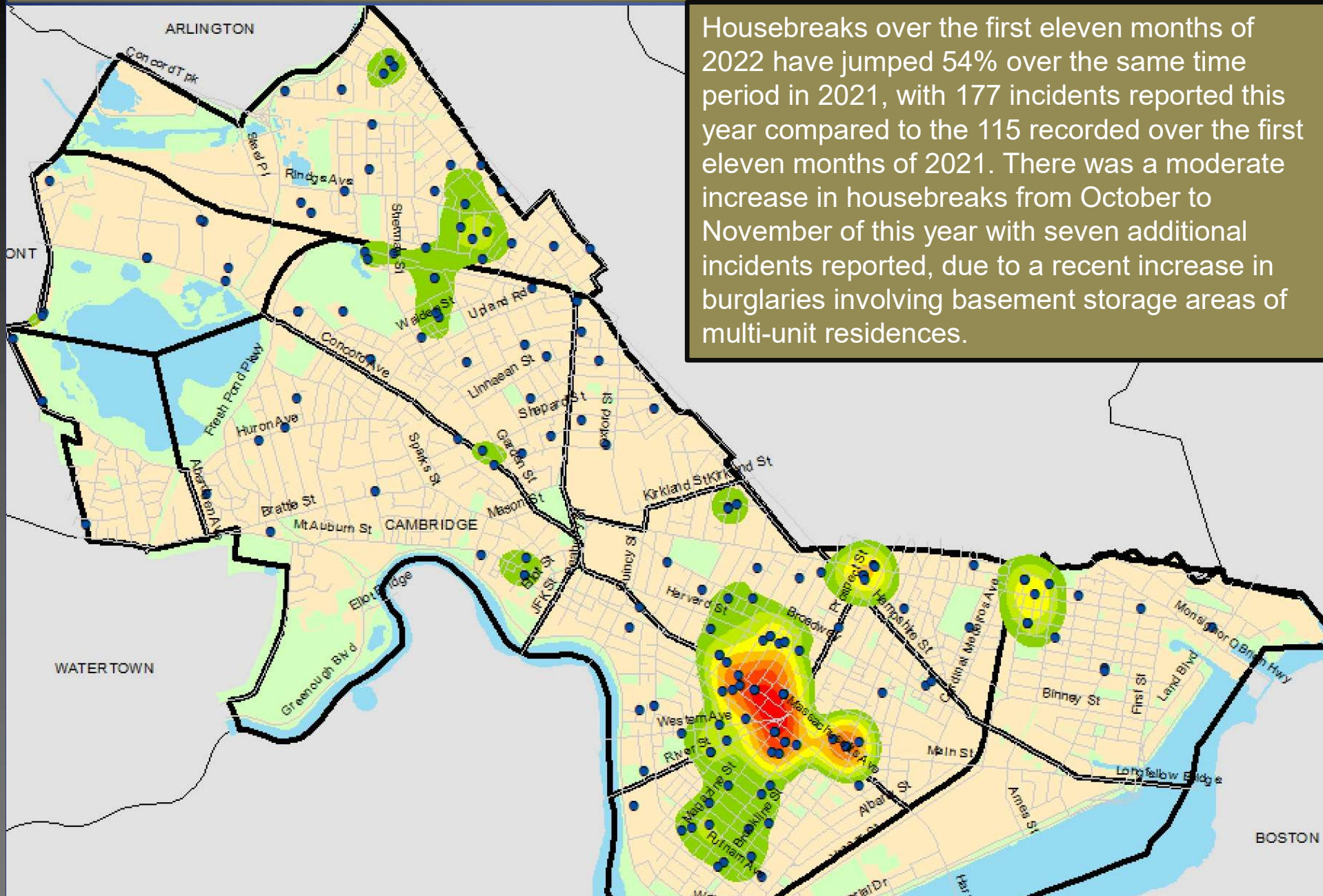
5-Year Average

+22%





Geographic Breakdown of Housebreaks: 1.1.22 – 11.28.22

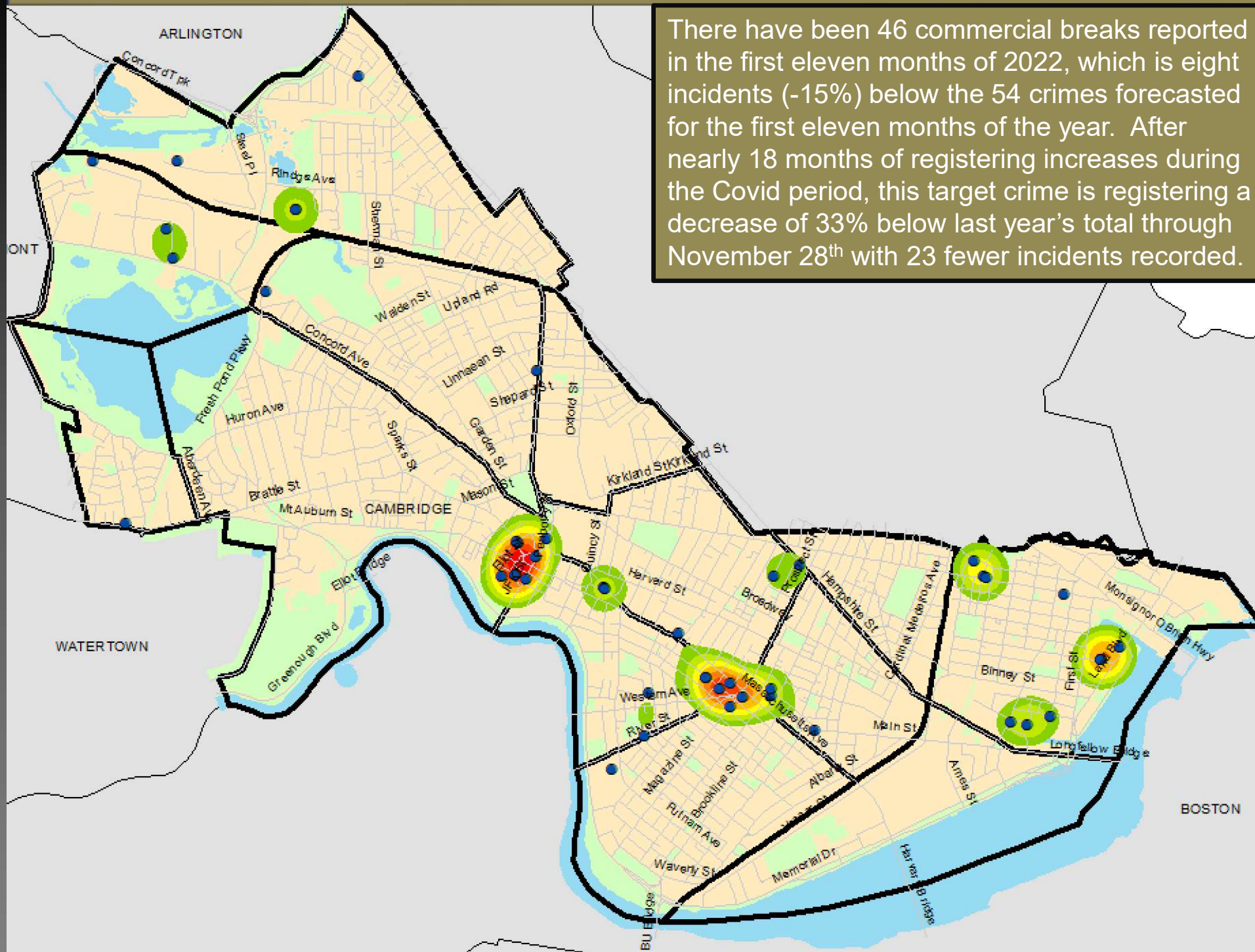


The highest concentration of housebreaks has been in the neighborhoods on the periphery of Central Square: Cambridgeport, Mid-Cambridge, the Port, and Riverside. About 58% of the housebreaks over the first eleven months of the year were committed in the lower half of the City below Harvard Square.



Geographic Breakdown of Commercial Breaks: 1.1.22 – 11.28.22

There have been 46 commercial breaks reported in the first eleven months of 2022, which is eight incidents (-15%) below the 54 crimes forecasted for the first eleven months of the year. After nearly 18 months of registering increases during the Covid period, this target crime is registering a decrease of 33% below last year's total through November 28th with 23 fewer incidents recorded.





LARCENY

Sporadic Pattern

- Preliminary stats indicate that overall larceny in 2022 is registering at 1,878 incidents, with a 4% increase over the same time frame in 2021. The total number of larcenies reported year-to-date in 2022 is 12% above the 5-year average of 1,678 incidents.
- The larceny from motor vehicle total through November 28th, 2022, is 404 incidents, which is only 2 incidents below the same time frame in 2021. The 404 thefts reported represent an increase of 92 incidents (+29%) above the number forecasted for 2022. Much of this upsurge can be attributed to the continuing trend of catalytic converter thefts citywide.
- Through the first eleven months of 2022, there were 109 larcenies from the person reported in Cambridge, up 14 incidents (15%) over the same time period in 2021. The 2022 total is down 5% below the 5-year average of 115.
- There were 196 larcenies from buildings reported through the first eleven months of 2022. This total is 52% (67 incidents) above the same time frame in 2021 and is 31 incidents (19%) above the 5-year average. There has been a series of thefts from lockers at a gym near Porter Sq this year. Incidents slowed after an arrest was made, but they continue to occur sporadically. With most buildings now open to the public in 2022, it is expected that we will continue to see an increase in this activity when compared to the past two years.
- Larcenies from residences are up 13 incidents (4%) in 2022 when compared with 2021. Package thefts made up the majority of this crime in recent years and registered even higher than average in 2020 and 2021, likely due to the increased volume of deliveries during the pandemic. Package thefts have accounted for 220 (or 67%) of the 330 larcenies from residences thus far in 2022.
- Larceny of bicycles is typically one of the major property crimes in the city. This is still the case in 2022, but the total of 460 bike thefts reported thus far in 2022 is actually down 22% (133 thefts) below the same time frame in 2021. Bike thefts are also down 6% (31 thefts) below the five-year average so far this year.

Percent Change

Last 4 Weeks

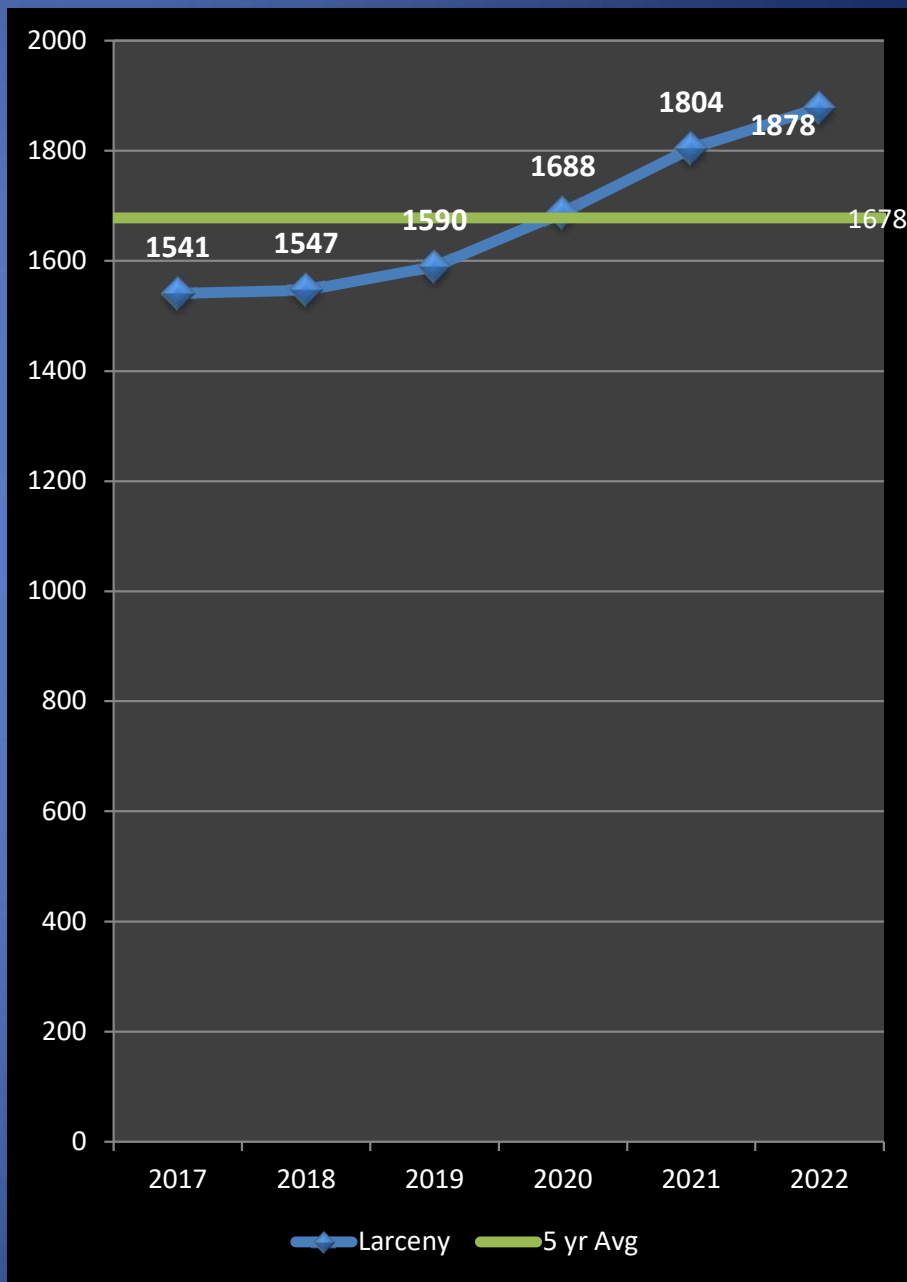
-3%

Previous Year

+4%

5-Year Average

+12%





LARCENY From MV

No Patterns

- The larceny from motor vehicle total through November 28th, 2022, is 404 incidents, which is only 2 incidents below the same time frame in 2021. The 404 thefts from cars reported thus far in 2022 also indicates an increase of 92 crimes (+29%) above the number forecasted through the first 47 weeks of 2022. Comparing the last four weeks to the previous four, there has been a decrease in larcenies from motor vehicles with 10 fewer crimes reported.
- The neighborhoods with the highest larceny from motor vehicle totals so far in 2022 are: North Cambridge (58), Mid Cambridge (52), Peabody (51), and Cambridgeport (47).
- Catalytic converter thefts became a problem in Cambridge when a series of thefts were reported by residents primarily in the Cambridgeport neighborhood in January of 2021. Surges continued sporadically throughout the year with the pattern resurfacing over the final two months of 2021.
- In 2022, catalytic converter thefts have continued with an additional 123 incidents reported. There was not a single catalytic converter theft reported in August, but this trend reversed in September with 11 new thefts reported, followed by 10 in October and 11 in November. The majority of the catalytic converter thefts in Cambridge have involved 2004-2009 Toyota Priuses, along with a few Honda Elements and CR-Vs. The highest concentrations in 2022 have been in the northern part of Cambridge, along the periphery of Central Sq, and in East Cambridge—see the map on the next slide for a visual interpretation.

Percent Change

Last 4 Weeks

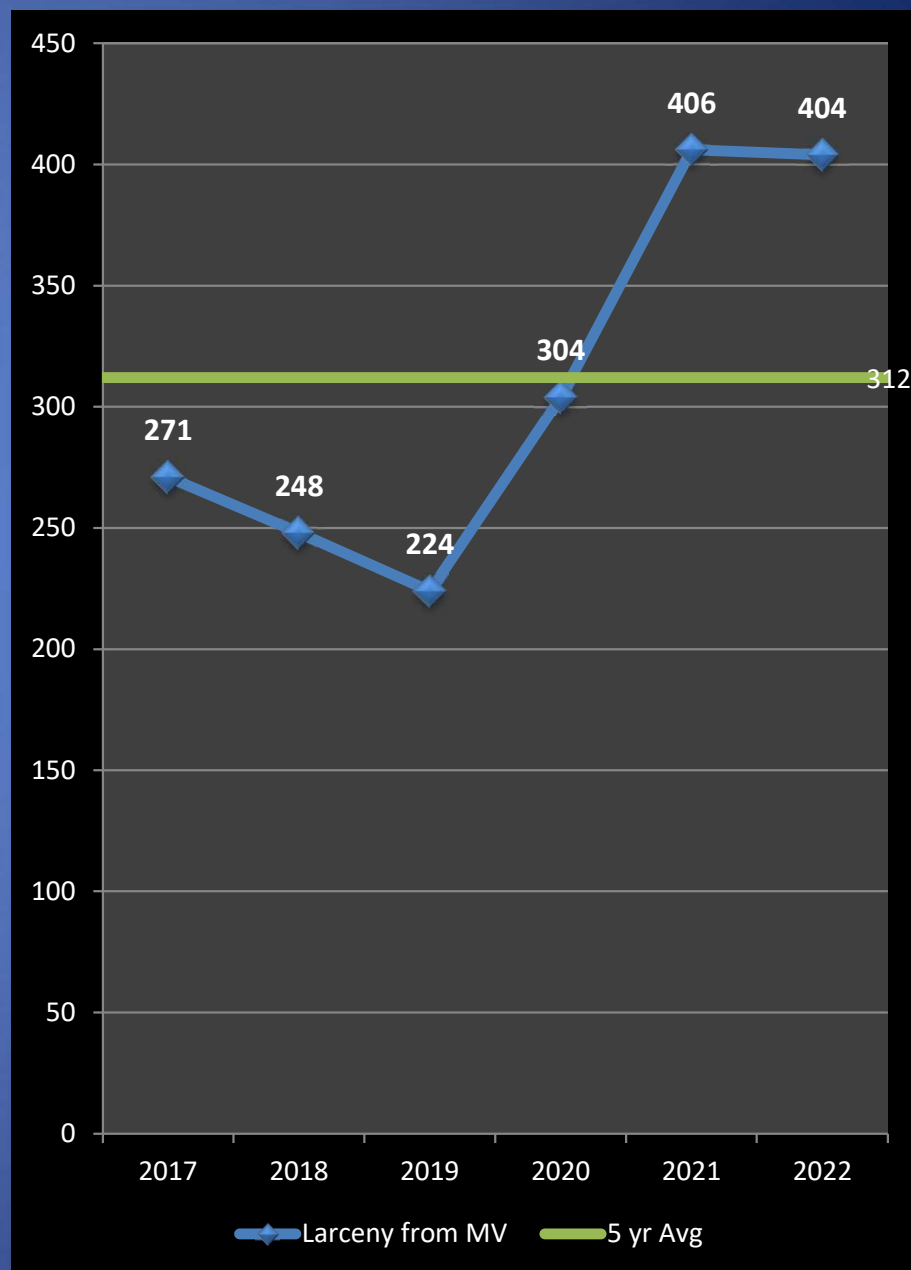
-22%

Previous Year

0%

5-Year Average

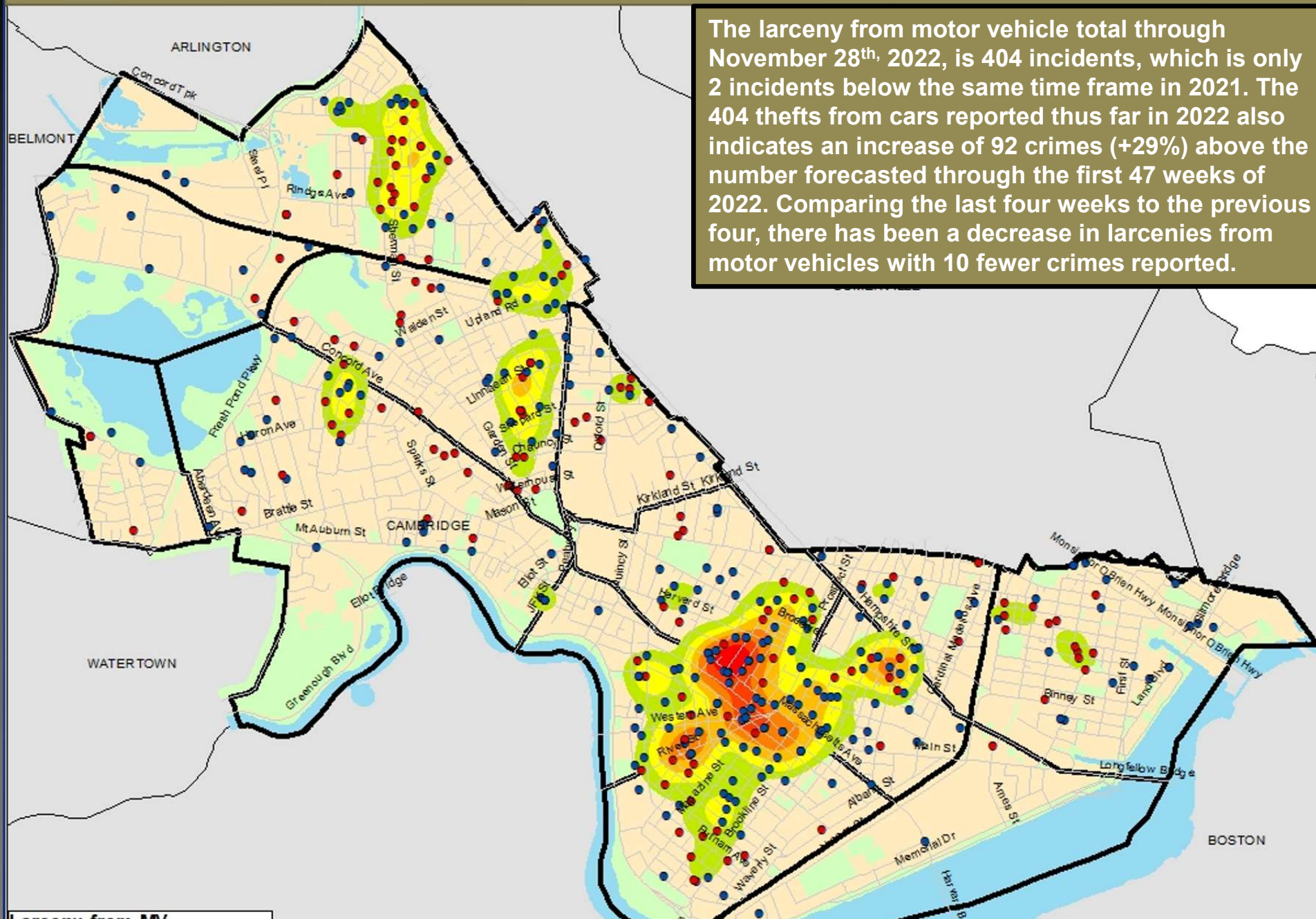
+29%





Geographic Breakdown of Larceny from Motor Vehicles: 1.1.22 – 11.28.22

The larceny from motor vehicle total through November 28th, 2022, is 404 incidents, which is only 2 incidents below the same time frame in 2021. The 404 thefts from cars reported thus far in 2022 also indicates an increase of 92 crimes (+29%) above the number forecasted through the first 47 weeks of 2022. Comparing the last four weeks to the previous four, there has been a decrease in larcenies from motor vehicles with 10 fewer crimes reported.



Larceny from MV

- Larceny from MV
- Theft from Exterior of MV

Catalytic converter thefts became a problem in Cambridge in January of 2021. In 2022, 123 catalytic converter thefts have been reported, with hot spots in N. Cambridge, Mid-Cambridge & E. Cambridge. After no thefts reported in August, 11 thefts were reported in September, 10 in October, and 11 in November.



LARCENY *from Person*

No Patterns

- Larcenies from the person in 2022 have increased by 14 incidents (up to 109 thefts) when compared to the same time period in 2021 and have dropped by six incidents when compared to the five-year average of 115. Ten thefts were reported in the past four weeks, which is exactly the same as the previous four weeks.
- Fifty-three of the 109 incidents this year have taken place in Central Square. Until March, there had not been a larceny from the person reported at all in Harvard Square. However, this business district now accounts for 20 larcenies from the person in 2022. The others have taken place throughout the city, with Porter Square registering the next highest amount with ten thefts, followed by Alewife/West Cambridge with seven. The numbers citywide have been trending upward compared to the last two years, as COVID-related closures and restrictions have been lifted.
- In recent years, higher numbers in Central Sq have mainly been due to grab-and-run situations or incidents that involved individuals who are unhoused whose property may have been stolen while they were asleep or otherwise distracted. In 2022, pocket-picking and unattended items have accounted for 35 of the 53 incidents in Central Square.

Percent Change

Last 4 Weeks

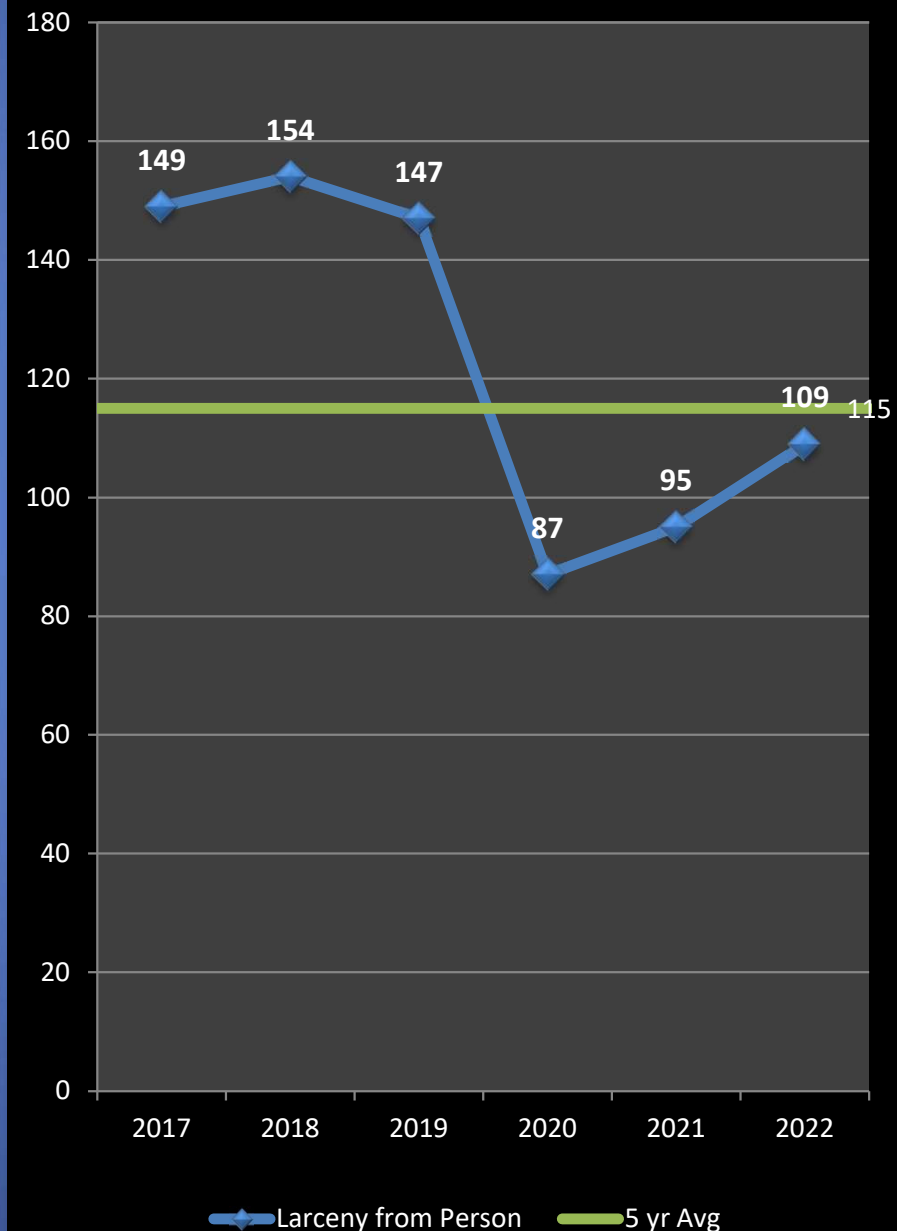
0%


Previous Year

+15%

5-Year Average

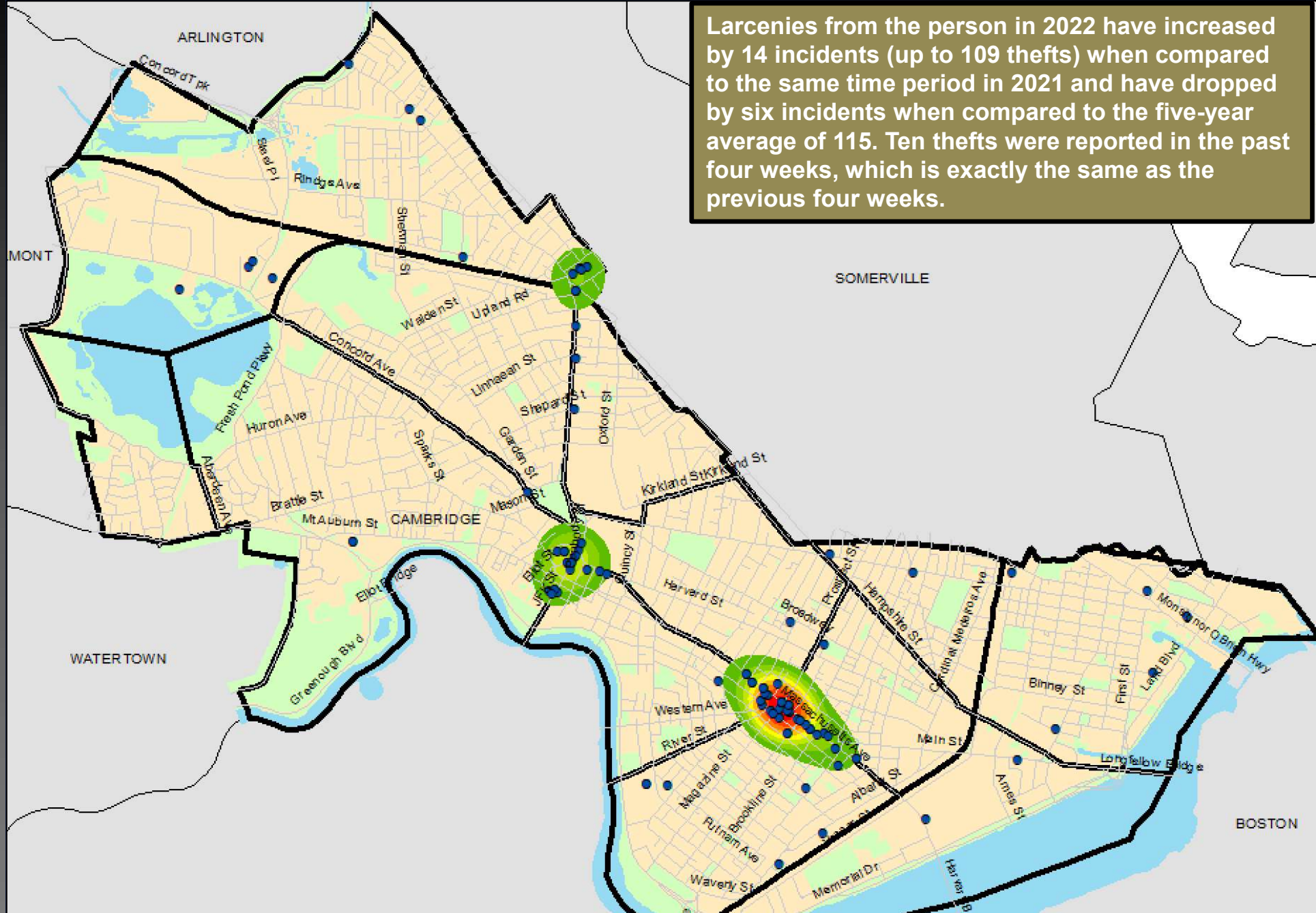
-5%





Geographic Breakdown Larceny from Person: 1.1.22 – 11.28.22

Larcenies from the person in 2022 have increased by 14 incidents (up to 109 thefts) when compared to the same time period in 2021 and have dropped by six incidents when compared to the five-year average of 115. Ten thefts were reported in the past four weeks, which is exactly the same as the previous four weeks.



Central Sq accounts for the highest number of larcenies from the person at 53, while Harvard Sq, which had yet to report a larceny from the person in 2022 until March, has now recorded 20 incidents.



LARCENY of Bicycle

No Patterns

- Likely due at least in part to the colder weather and snow this year, 2022 started off with a sharp decline in bike thefts. This has, surprisingly, continued as 460 thefts have been reported citywide through November 28th, 2022, leading to a substantial 22% decrease below last year and an 6% decline below the 5-year average.
- As is typically expected with the arrival of cooler weather, November saw a decrease in bike thefts compared to October, with 69 thefts reported in October and 57 in November (down 17%). September and October accounted for the largest numbers of bike thefts in 2022 at 35%.
- So far in 2022, only 164 (36%) of the thefts reported citywide have occurred north/west of Harvard Square.
- Of the 460 bike thefts reported year-to-date in 2022, 343 (75%) were reportedly locked at the time of the theft.

Top Neighborhoods for Bike Theft in 2022:

Neighborhood	YTD Total	% Citywide
Cambridgeport	74	16%
The Port	60	13%
North Cambridge	60	13%
Peabody	54	12%
Mid-Cambridge	47	10%

Percent Change

Last 4 Weeks

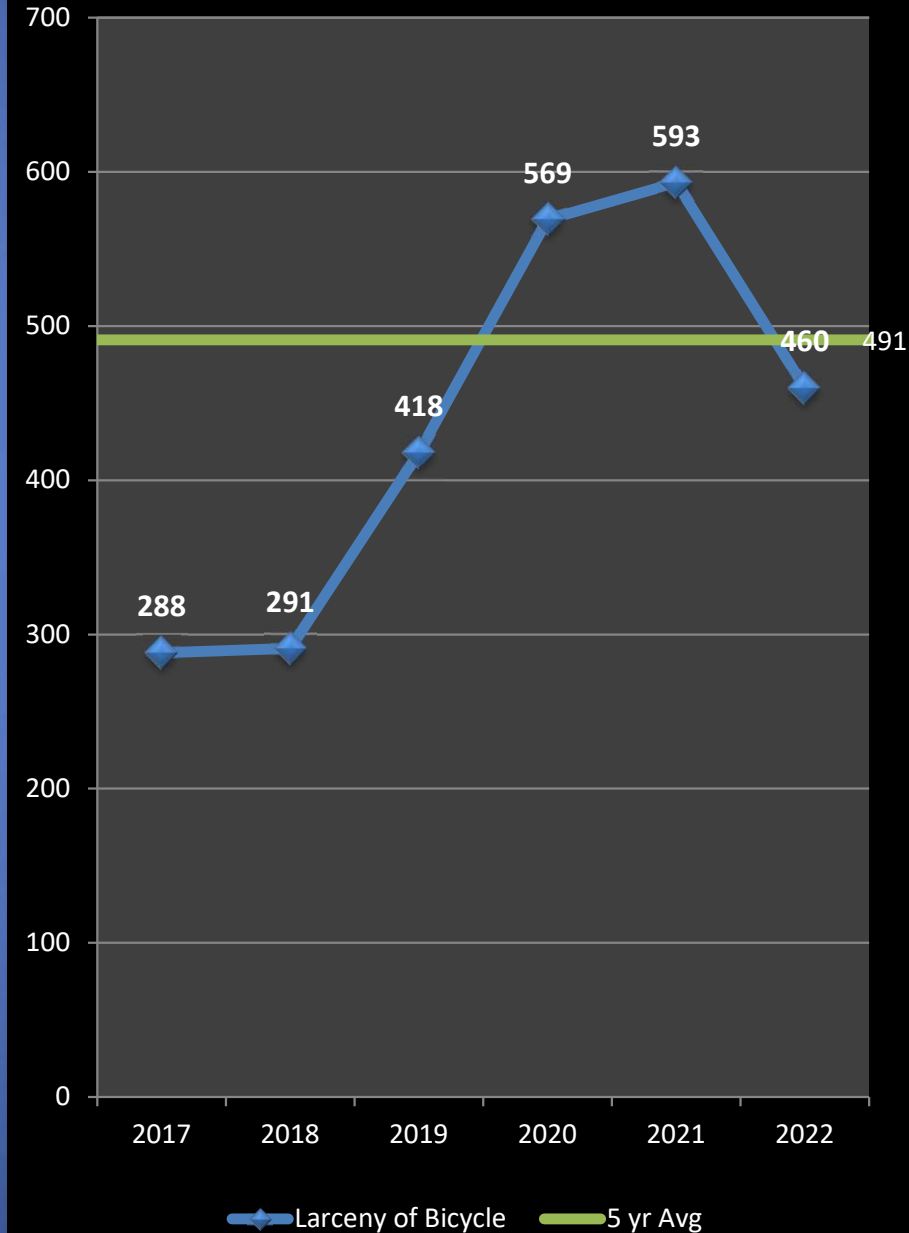
-17%

Previous Year


-22%

5-Year Average

-6%



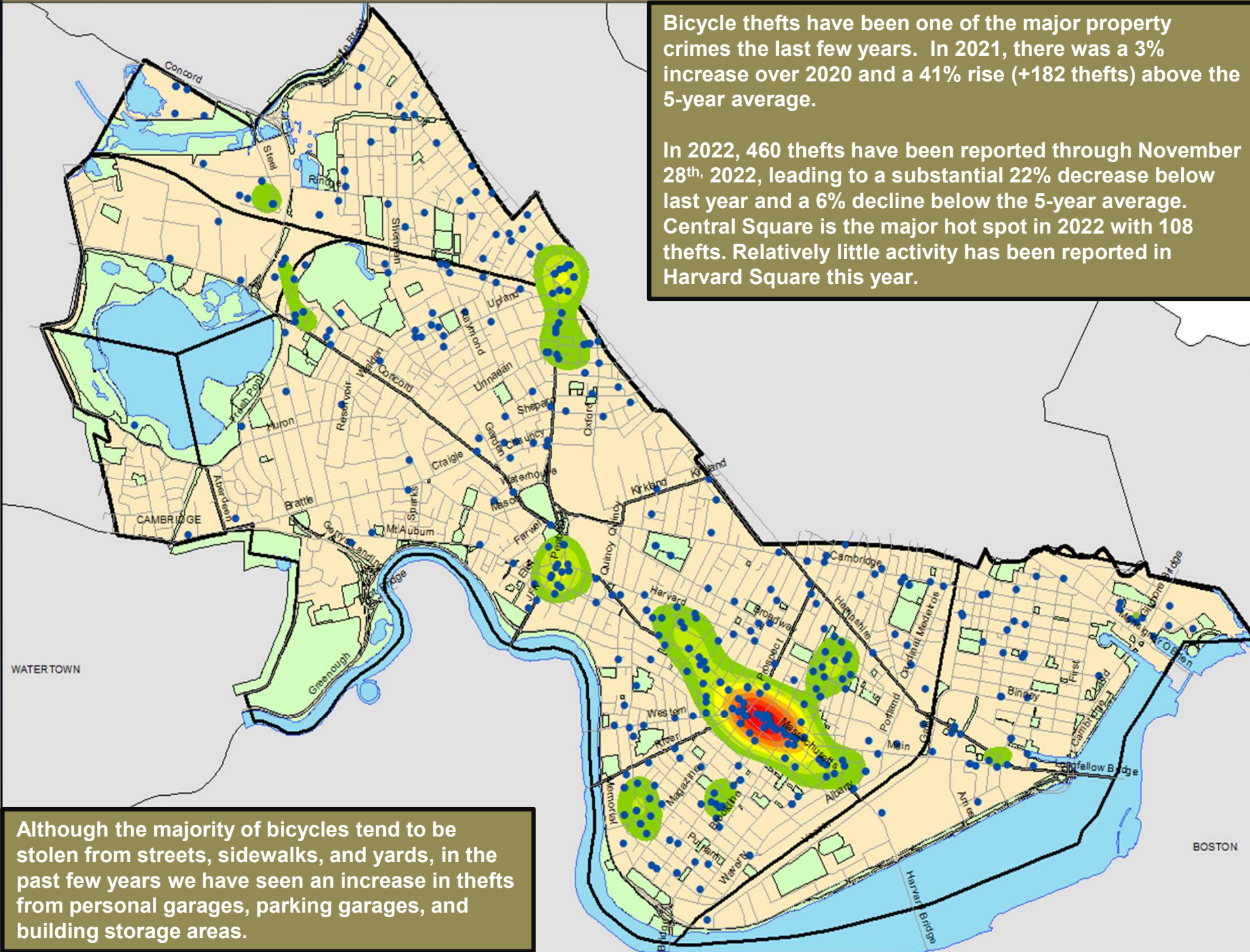
◆ Larceny of Bicycle — 5 yr Avg



Geographic Breakdown of Larceny of Bicycles: 1.1.22 – 11.28.22

Bicycle thefts have been one of the major property crimes the last few years. In 2021, there was a 3% increase over 2020 and a 41% rise (+182 thefts) above the 5-year average.

In 2022, 460 thefts have been reported through November 28th, 2022, leading to a substantial 22% decrease below last year and a 6% decline below the 5-year average. Central Square is the major hot spot in 2022 with 108 thefts. Relatively little activity has been reported in Harvard Square this year.



Although the majority of bicycles tend to be stolen from streets, sidewalks, and yards, in the past few years we have seen an increase in thefts from personal garages, parking garages, and building storage areas.



Cambridge Police BridgeStat



Cambridge Police BridgeStat

Cambridge Police BridgeStat

AUTO THEFT

No Patterns

- The projected 5-year weighted average for auto thefts through November 28th of 2022 is 100, and with 144 reported in 2022, we have experienced an increase of 44% over the expected total thus far this year. Auto thefts in 2022 are also up 25% over last year, with 29 additional incidents reported.
- When comparing the most recent four weeks (November) to the previous four weeks (October), auto thefts have increased by 29%, with two more incidents reported in November.
- Multiple two-wheeled vehicles thefts were reported in warmer months and occasionally still occur. With the yearly total for these thefts being around 55, they account for 38% of all auto thefts.
- This year, there have been multiple thefts reported where the operator left the vehicle unlocked and running in order to deliver a package or grab food. When the victim returned, the vehicle was gone. Two juveniles were arrested in February, believed to be responsible for at least two such thefts out of Harvard Square.
- The neighborhood breakdown for auto theft totals thus far in 2022 is as follows: Riverside – 20; The Port – 20; Cambridgeport – 19; East Cambridge – 18; North Cambridge – 16; West Cambridge – 15; Peabody – 13; Inman/ Harrington – 8; Mid-Cambridge – 8; MIT – 3; Baldwin – 3; and Strawberry Hill – 1.
- 44 of the 144 vehicles reported stolen in 2022 have been recovered to date.

Percent Change

Last 4 Weeks

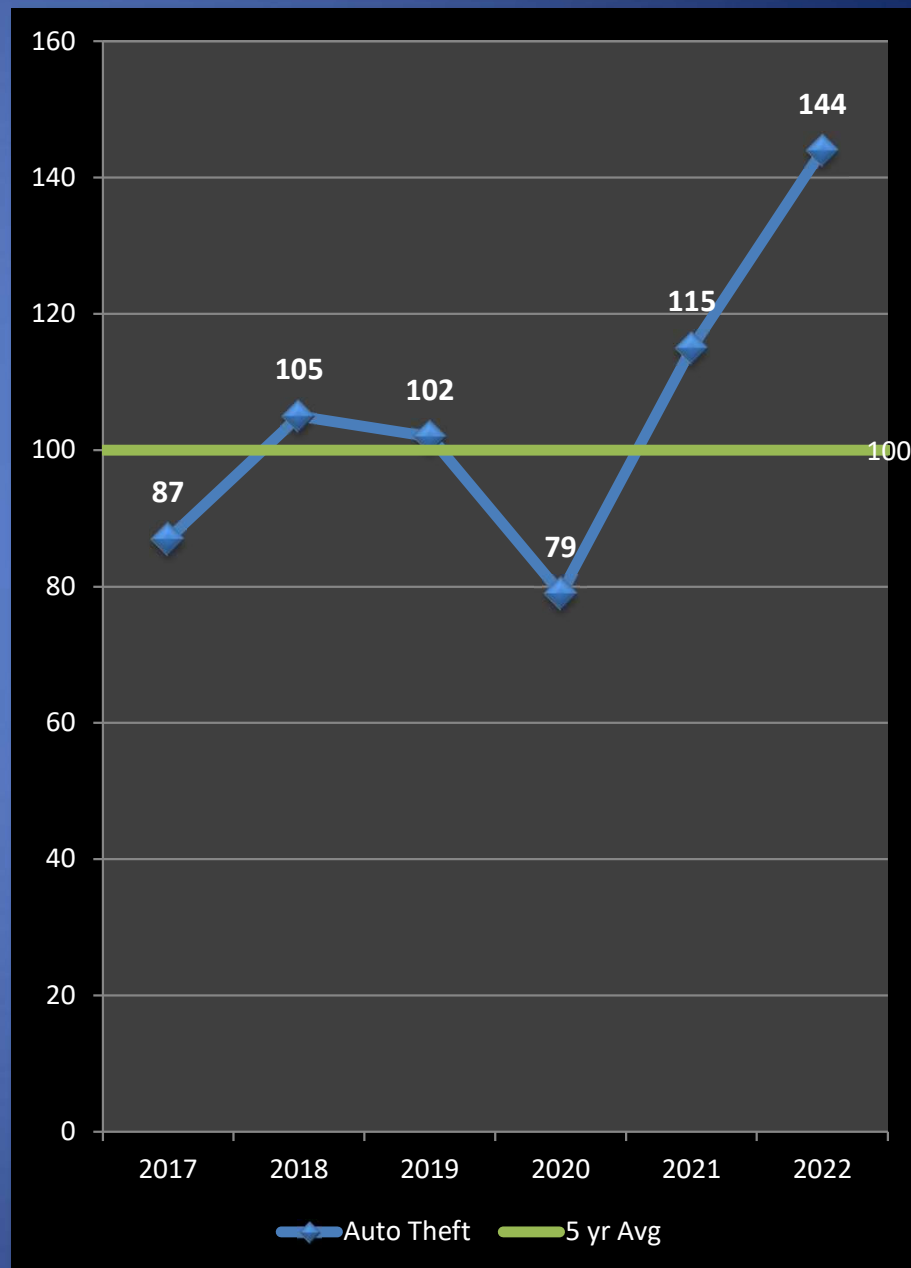
+29%

Previous Year

+25%

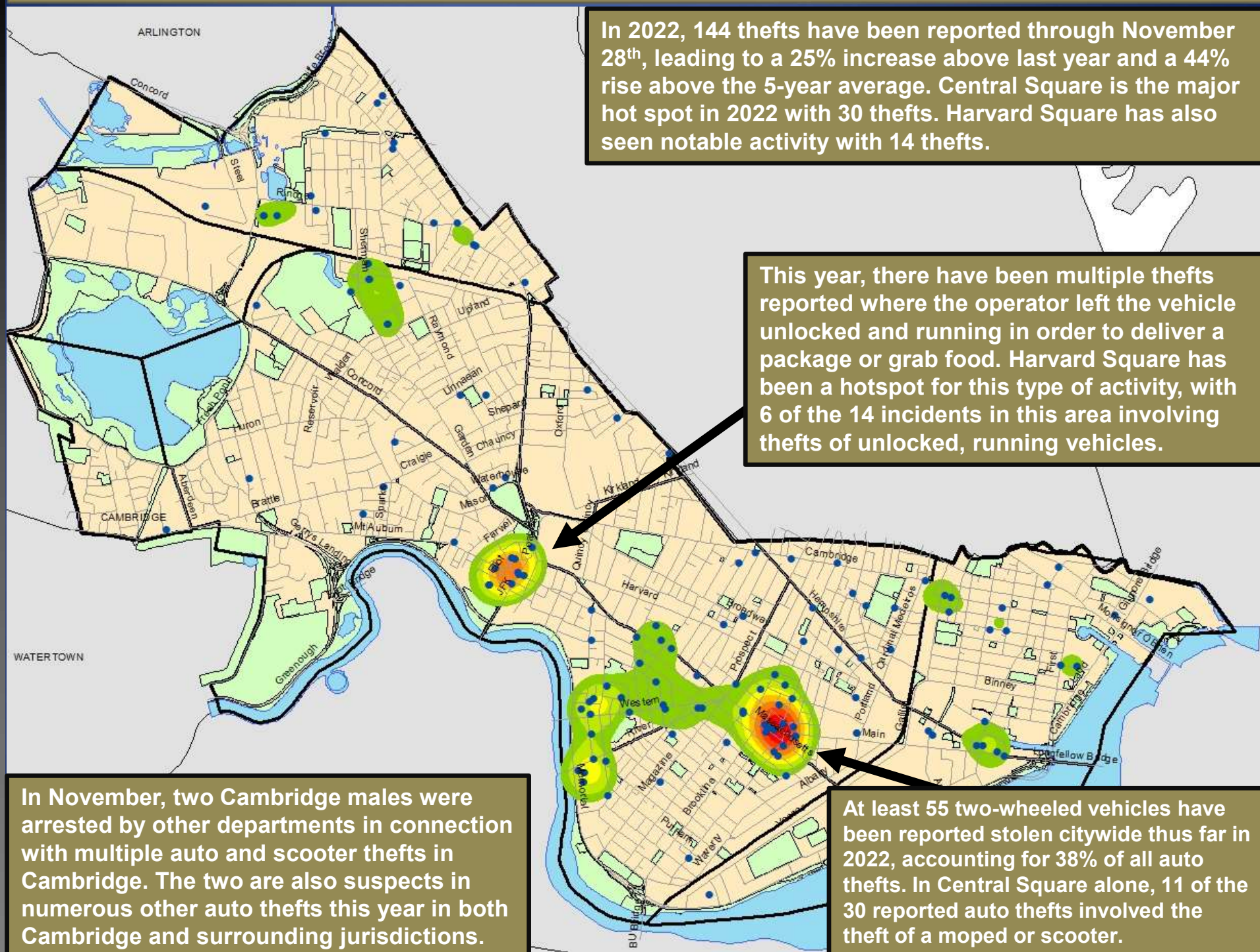
5-Year Average

+44%





Geographic Breakdown of Auto Thefts: 1.1.22 – 11.28.22





Help Prevent Crime

And keep yourself informed!

To receive information from the CPD:

- Sign up with for the **Cambridge Alert Network**, to receive alerts about emerging crime patterns, neighborhood meetings, and crime prevention tips, by visiting www.CambridgeMa.gov/AlertNetwork.
- “Like” the Cambridge Police Department on Facebook at www.facebook.com/CambridgePolice
- Follow [@CambridgePolice](https://twitter.com/CambridgePolice) on Twitter.
- Visit our website at www.CambridgePolice.org for valuable information and reports including the Daily Log and BridgeStat, which is published on the first Friday of every month.
- Download our “MyPD” smartphone app at www.CambridgePolice.org/MyPD.

To Share Information with the CPD:

- Call our Non-Emergency Telephone Number at **617-349-3300**.
 - Every call for service generates a police response, so help drive our resources by reporting things that seem suspicious or out of the ordinary.
- Send an Anonymous TEXT-A-TIP:
 - Send an ANONYMOUS text message to **Tip411 (847411)**. Begin your message with Tip650 and then type your message. You will receive a response from the Cambridge Police with the option to continue communicating. Please remember that this is not a replacement for 9-1-1. **If you witness an emergency situation, please call 9-1-1 immediately.**
- Send an Anonymous Crime Tip E-Mail at www.CambridgePolice.org/Tips