



Cambridge Police Department BridgeStat

May 2019

Produced by the Crime Analysis Unit



Part I Total Crime

A review of Part One crime statistics for the first five months of 2019 (from January 1st to June 3rd) reveals that a conservative increase of 2% was registered in Cambridge. Over the first 22 weeks of this year, there were 857 serious crimes reported in the City. For the same time period in 2018, the combined total for Murder, Rape, Robbery, Aggravated Assault, Burglary, Larceny & Auto theft was 839 incidents, 18 fewer than this year.

Further analysis of the crime totals for the first five months of 2019 indicates that violent crimes recorded a 12% decrease, while property crimes registered a slight uptick with thirty-one additional crimes (+4%) when compared with the same time period last year.

When measuring the serious crime totals of May of 2019 versus the previous month of April, there has been a slim decline of 5% in the number of index incidents with nine fewer crimes counted in the fifth month of this year. The 71% incline in larceny from motor vehicles when compared with the previous month was the key factor in preventing a further decrease in property crimes.

	<u>4 Week Snapshot</u>			<u>Year to Date</u>			<u>Five Year</u>	
	4/9/19 - 5/6/19	5/7/19 - 6/3/19	Change	2018	2019	Change	Avg	Change
Total Violent Crime	24	16	-33%	109	96	-12%	113	-15%
Total Property Crime	144	143	-1%	730	761	4%	823	-8%
Total Part I Crime	168	159	-5%	839	857	2%	936	-8%



Part I Property Crime

A review of property crime totals for the first five months of 2019 points to a 4% increase when measured against the 2018 totals and a measurable 8% reduction below the five-year average, with 31 additional incidents above June 3rd of last year and 62 crimes below the 823 reports forecasted for this time period.

Six of the major property crime categories registered inclines when measured against the first 22 weeks of 2018, most notably a 93% rise in larceny of bicycles. Other property crimes registering upticks when compared with the first 154 days of last year include: larceny from residence (+12%); larceny from motor vehicles (+23%) and auto theft (+46%).

	<u>4 Week Snapshot</u>			<u>Year to Date</u>			<u>Five Year</u>	
	4/9/19 - 5/6/19	5/7/19 - 6/3/19	Change	2018	2019	Change	Avg	Change
Burglary	16	6	-63%	100	59	-41%	128	-54%
Commercial Break	2	0	-100%	20	7	-65%	27	-74%
Housebreak	14	6	-57%	80	52	-35%	101	-49%
Larceny	121	131	8%	604	664	10%	659	1%
Larceny (Misc)	3	2	-33%	20	8	-60%	17	-53%
Larceny from Building	13	15	15%	116	111	-4%	130	-15%
Larceny from MV	14	24	71%	92	113	23%	121	-7%
Larceny from Person	16	11	-31%	63	66	5%	69	-4%
Larceny from Residence	13	17	31%	95	106	12%	90	18%
Larceny of Bicycle	30	33	10%	55	106	93%	70	51%
Larceny of Plate	1	2	100%	7	9	29%	10	-10%
Larceny of Services	0	1	IN-CALC	11	5	-55%	10	-50%
Shoplifting	31	26	-16%	145	140	-3%	142	-1%
Auto Theft	7	6	-14%	26	38	46%	36	6%
Total Property Crime	144	143	-1%	730	761	4%	823	-8%



Part I Violent Crime

From January 1st to June 3rd of 2019, there were 96 violent crimes recorded in Cambridge, 13 incidents below last year (-12%) and 17 fewer violent crimes (-15%) than the 113 incidents forecasted for the first five months of the year.

With 22 robberies reported over the first 22 weeks of 2019, with four categorized as commercial and 18 classified as street crimes, there was a decline of six incidents (-21%) when compared with 2018. After recording 12 rapes through June of 2018, only four sexual assaults have been reported thus far in 2019. The five-year average for the first five months of the year projects to 11 rapes being counted in Cambridge.

The first official homicide in Cambridge since November of 2017 occurred on the night of January 2nd, 2019. Shortly after 6:30PM, patrol officers responded to the New Street side of Danehy Park where a man was found suffering from apparent head trauma. Paul Wilson, 60, of Cambridge died after being taken to an area hospital. This case remains under investigation.

	<u>4 Week Snapshot</u>				<u>Year to Date</u>				<u>Five Year</u>	
	4/9/19 - 5/6/19	5/7/19 - 6/3/19	Change		2018	2019	Change		Avg	Change
Homicide	0	0	IN-CALC		0	1	IN-CALC		0	IN-CALC
Rape	0	2	IN-CALC		12	4	-67%		11	-64%
Robbery	8	3	-63%		28	22	-21%		29	-24%
Commercial Robbery	0	0	IN-CALC		13	4	-69%		13	-69%
Street Robbery	8	3	-63%		15	18	20%		17	6%
Aggravated Assault	16	11	-31%		69	69	0%		72	-4%
Total Violent Crime	24	16	-33%		109	96	-12%		113	-15%



MURDER

No Patterns

- Middlesex District Attorney Marian Ryan and Cambridge Police Commissioner Branville Bard Jr. are asking for the public's assistance regarding the ongoing investigation into the fatal incident that occurred in the New Street area of Danehy Park around 6:30PM on the night of January 2nd, 2019. This incident is being investigated as a homicide. The victim has been identified as Paul Wilson, 60, of Cambridge. Mr. Wilson resided in a nearby apartment complex and was known to frequently use the park for both recreation and to walk to work. The preliminary investigation suggests that the victim died as a result of blunt force trauma and that robbery does not appear to have been a motive. Anyone with any information related to this incident may contact Massachusetts State Police assigned to the Middlesex District Attorney's Office at (781) 897-6600. Tips may be anonymous.
- On July 22, 2018, a 15-year-old female died following an apparent assault in which she was shoved to the ground on Cambridge Street. A ruling on the classification of this incident is still pending per the Middlesex District Attorney's Office.
- No official murders were recorded in Cambridge in 2018. The last recorded homicide in 2017 was on the night of November 16th in the area of Tremont and Hampshire Streets, Malachi Mims, 28, of Cambridge was shot and taken to a local hospital where he was later pronounced dead.
- On December 31st, 2017, Kevin Reddick, a 17-year-old Cambridge resident, was arrested in Boston and charged in connection with the shooting death. On November 29th of 2018, the Middlesex DA's Office announced Osiris Chambers, 17, of Cambridge, was also arraigned in Middlesex Superior Court in connection with the shooting death of Malachi Mims.

Percent Change*

Last 4 Weeks

Previous Year

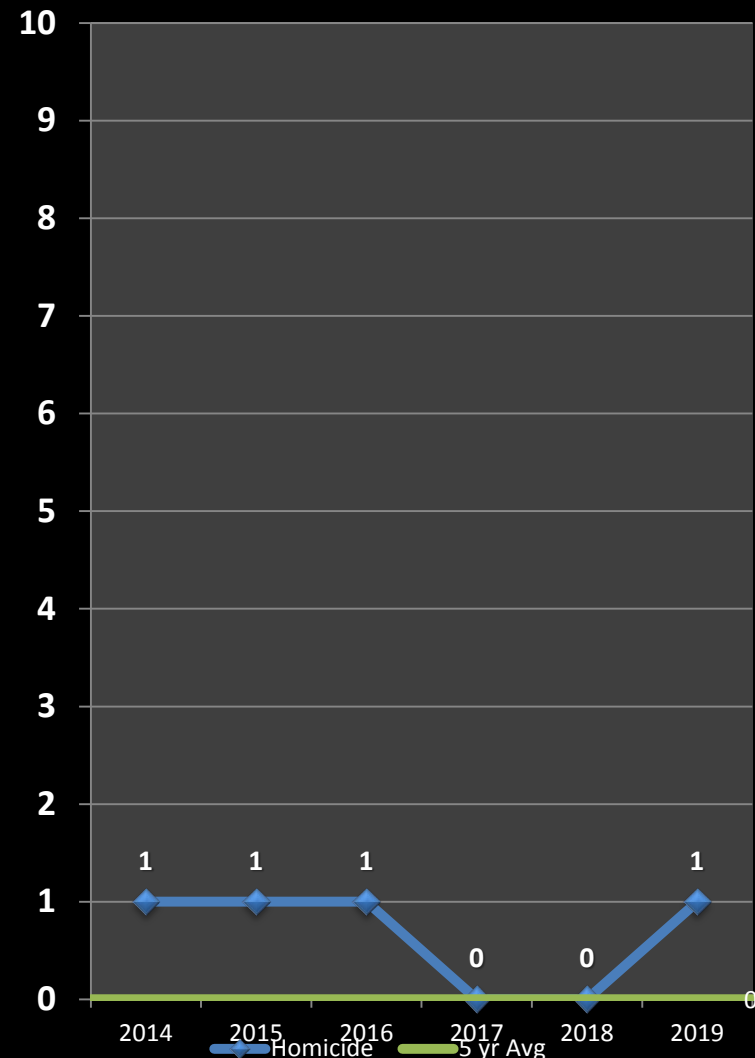
5-Year Average

In-Calc

In-Calc

In-Calc

*IN -CAL: Percentages are not calculated for numbers so small as to present a statistically misleading percentage.





Characteristics of Murder in Cambridge

For the 30-year period between 1960 and 1989, the City of Cambridge averaged slightly less than five murders per year. The annual average since 1990 has fallen to approximately two per year. Trend analysis over recent years points to two recurring murder scenarios in Cambridge: domestic murder, in which one family member is brutally killed by another in a homicidal rage, and the murder of young males by a handgun or knife in acts of retaliatory street violence.

Cambridge Murder Statistics, 1990-2018

- 60 people murdered in 55 incidents (in 4 of the incidents, 2 or more people were killed)
- 41 victims were male (average age of 34)
- 19 victims were female (average age of 41)
- Most common weapons: handguns (29 incidents) and knives (13 incidents)
- 18 of the 55 cases are still under investigation or remain unsolved
- 25 of the 34 cases since 2000 have been cleared by arrest or by the death of the suspect, including all three murders in both 2013 and 2015, and one of the two murders in 2014 and 2017. There have been no arrests in the two murders in 2016.



Unsolved Murders: 1999 to 2018

Colin Burton, 30, of Dorchester, was shot and killed outside of Hi - Fi Pizza on Mass Ave in Central Square on September 18th, 1999. Burton was talking with the occupants of a Ford Explorer when the subject in the passenger seat fired through the window. Two suspects fled the scene. The case remains under active investigation.



September 18, 1999, Mass Ave



April 5, 2002, Mass Ave

Ian Gray, 19, of Mattapan, was in an argument outside of the Rhythm & Spice restaurant that spilled out onto Mass Ave. A suspect that had left the scene returned with a group of people and a fight ensued. A knife was produced during the altercation and four gunshots were fired, fatally wounding Gray. This case remains open.

On June 17th, 2002 at 7:00PM, **Ricardo Williams**, 27, of Malden, was found in the driver's seat of a motor vehicle suffering from a gunshot wound to his face. Williams was taken to CCH where he was pronounced dead. This case remains open.



June 17, 2002, Windsor St.



June 16, 2009, Rindge Ave

Jason Ellcock, 33, of Malden, formerly of Cambridge and father of three, was found with multiple gunshot wounds in front of the driveway to 364 Rindge Ave at 3:05 AM on the night of June 16th, 2009. He was pronounced dead at the scene. This incident remains under investigation.

****Anyone with information about these crimes is asked to contact CPD at 617-349-3370.****




Unsolved Murders: 1999 to 2018



March 12, 2011, Brookline St.

James Lauture, 30, of Cambridge, was sitting in a vehicle near Brookline and Watson Streets just after midnight on Saturday, March 12th, 2011, when an unknown gunman opened fire. The occupants in the car were able to drive to Central Square. Lauture died from multiple gunshot wounds. The other man in the vehicle survived. This case remains open.

On June 3rd, 2012, **Charlene Holmes**, 16, of Cambridge, was shot while sitting on a porch on Willow St. She later succumbed to her wounds at the hospital. The investigation into this incident remains active, but no arrests have been made to date.



June 3, 2012, Willow St



July 3, 2014, Windsor Street.

On July 3rd, 2014, at 10:00 PM, **Kensley David**, 22, suffered a single gunshot wound to the head while on Windsor Street. Investigators believe that the incident was not random. This case remains under investigation.

The first murder of 2016 in Cambridge occurred on the night of March 22nd when **Armando Hernandez Jr**, 30, of Belmont was killed by gunfire on Mt. Auburn St just before 10 PM. Area residents said they heard 10 or 11 gunshots. A second victim was hospitalized with a leg wound. This case remains under investigation.

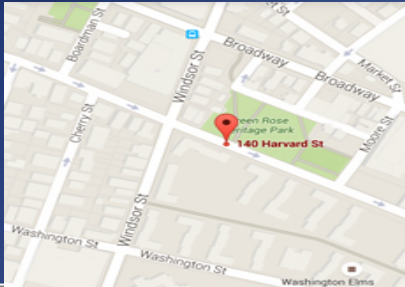


March 22, 2016, Mt Auburn St

****Anyone with information about these crimes is asked to contact CPD at 617-349-3370.****



Unsolved Murders: 1999 to 2018



June 25, 2016, 140 Harvard St.

On June 25th of 2016, Cambridge Police responded to a report of a shooting outside of 140 Harvard Street. Arriving officers discovered the victim, **Anthony Clay**, 49, of Cambridge suffering from a gunshot wound. The victim was transported to Massachusetts General Hospital where he was pronounced dead. This case remains under investigation.

At 3:40 a.m. on October 14, 2017, **Ednilson DaCosta**, 28, of Dorchester, was shot in a motor vehicle in the area of Windsor Street & Evereteze Way. He was pronounced deceased at a local hospital. Minutes later, another male was shot and killed in Somerville. On November 3, 2017, Tony Harris, 28, of Everett, was arrested for the Somerville homicide, but the murder of Ednilson DaCosta remains under investigation.



October 14, 2017, Windsor St.



RAPE

No Patterns

- After recording 12 rapes over the first five months of 2018, there has been a downward dip to four sexual assaults counted through June 3rd of 2019. Two of the incidents were registered in March and two in May. Two of these incidents have been categorized as domestic situations, one crime was classified as an acquaintance assault, and the fourth was a blitz scenario involving homeless subjects near Central Square at the end of May.
- There were 29 rapes reported in Cambridge in 2018, up from the 19 incidents reported in 2017, which points to a 53% increase. When the 2018 total is measured against the five-year average for rapes annually in the city, a 26% uptick was recorded.
- Fourteen of the rapes in 2018 involved acquaintances, three were categorized as contact scenarios with the offender being someone the victim had met in a public place, ten were domestic situations, and two were classified as blitz assaults.
- Given the tendency for rape statistics to fluctuate each year, projecting future totals is a risky business at best. The actual number of stranger-to-stranger rapes each year in Cambridge—between one and five—remains extremely low.

Percent Change*

Last 4 Weeks

Previous Year

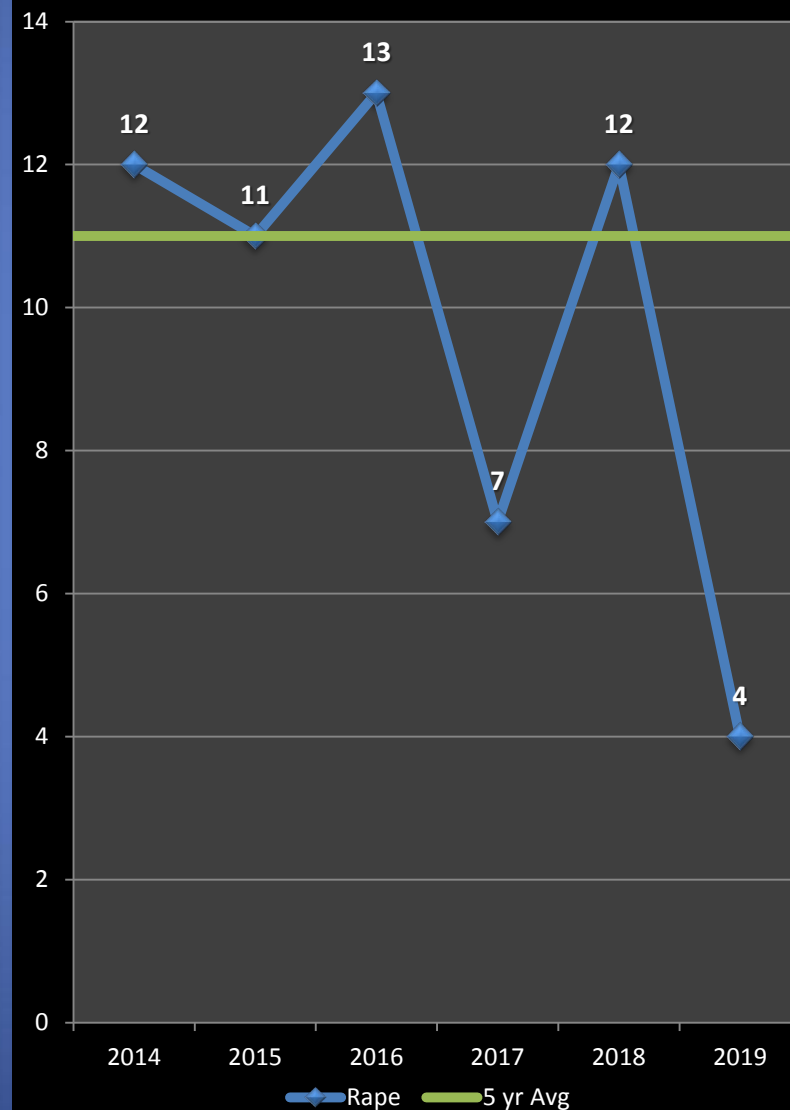
5-Year Average

In-Cal

-67%

-64%

*IN -CAL: Percentages are not calculated for numbers so small as to present a statistically misleading percentage.





AGGRAVATED ASSAULT

No Patterns

- The aggravated assault total for the first five months of 2019 is exactly the same as the total of 69 incidents reported through June 3rd of 2018. The 69 aggravated assaults reported over the first 22 weeks of the year is also three crimes (-4%) below the 72 forecasted for the five-year average.
- The 69 aggravated assaults reported through June 3rd of 2019 were composed of the following classifications: 14 domestic altercations; 14 assaults between acquaintances; 14 unprovoked scenarios; 6 road rage incidents; 6 homeless assaults; 4 tiffs between shop owners & patrons; 2 juvenile fights; 2 landlord/tenant disputes; 2 fights in which victims were non-fatally stabbed but refused to cooperate with police; and one of each of the following: on a police officer, a psychotic episode, a workplace fight, a fight at a bar, and a brawl that resulted in shots fired.
- There have been five shots fired and shooting incidents in Cambridge thus far in 2019. One incident at 3:30am on 5.12.19 in Harvard Square resulted in one victim with non-fatal injuries. Three Somerville males were arrested for this crime. The remaining four incidents did not result in any injuries, but two lead to arrests: one Somerville male was arrested for the shots fired incident on 1.23.19 on Cambridge St and two Boston juvenile males were arrested in connection with the 5.13.19 shots fired in Central Square.

Percent Change

Last 4 Weeks

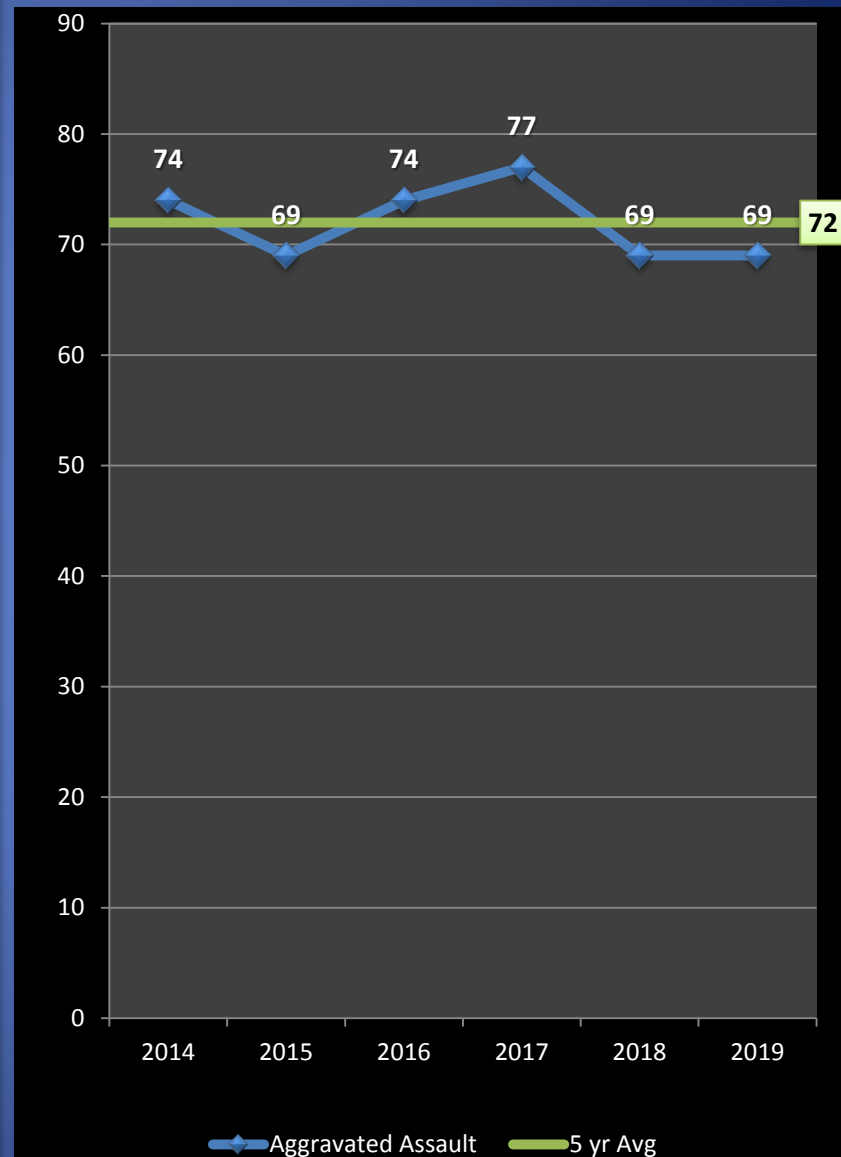
-31%

Previous Year

0%

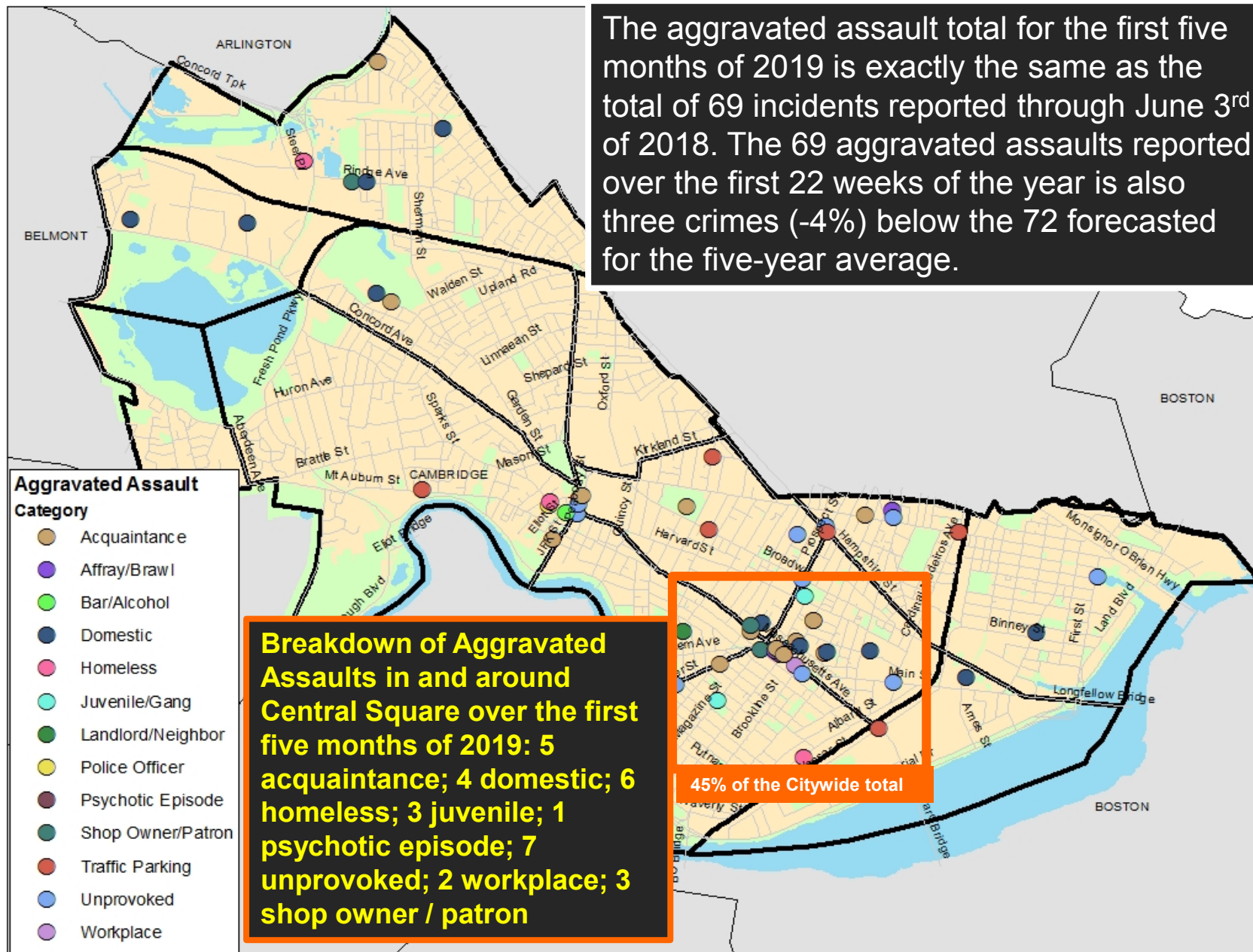
5-Year Average

-4%





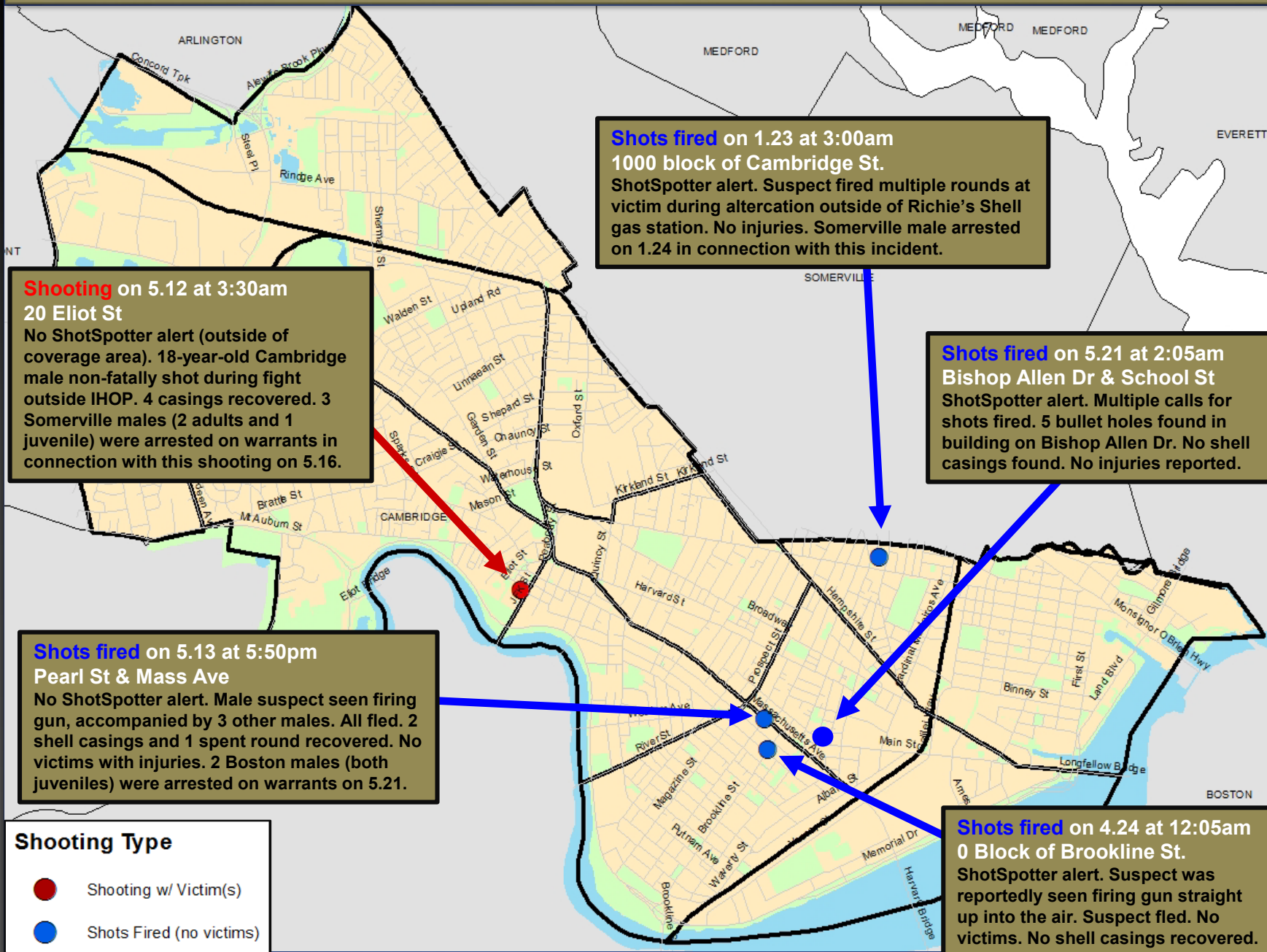
Geographic Breakdown of Aggravated Assaults: 1.1.19 to 6.3.19





Shootings & Shots Fired in Cambridge: 1.1.19 – 6.3.19

Cambridge Police BridgeStat





Robbery

No Patterns

- The five-year average for overall robbery in Cambridge for the first five months of the year is 29 incidents. Between January 1st and June 3rd of this year, 22 robberies were recorded, which translates to a 24% decrease below the projected total and a 21% decline under the 28 robberies counted for the first 21 weeks of 2018.
- There have been four commercial robberies so far this year—all have been shopliftings that escalated into a violent confrontations. These crimes occurred at the CambridgeSide Mall on January 25th; in Harvard Square on February 26th; at a drug store in Porter Square on March 11th; and at a Mass Ave gas station on March 30. All six of the commercial robberies in the City between November 1st of 2018 and April 29th of 2019 have been the fore mentioned violent escalation during a shoplifting. There were two of these types of incidents each in Harvard Square, Central Square, and at CambridgeSide.
- There have been three more street robberies reported over the first 22 weeks of 2019 (+20%) than the same time period last year. Over the first five months of 2019, there have been 18 street robberies. The Crime Analysis Unit has not identified a street robbery pattern in the City in over 18 months.
- Six street robberies have been reported over the past five weeks included the following: two unrelated pack robberies during the first week of May on the periphery of Central Square; a homeless mugging in Harvard Square; one wallet snatching near the Fresh Pond Mall; a juvenile incident between acquaintances in the Highlands; and a predatory robbery of a female on Cushing street in early May.

Percent Change

Last 4 Weeks

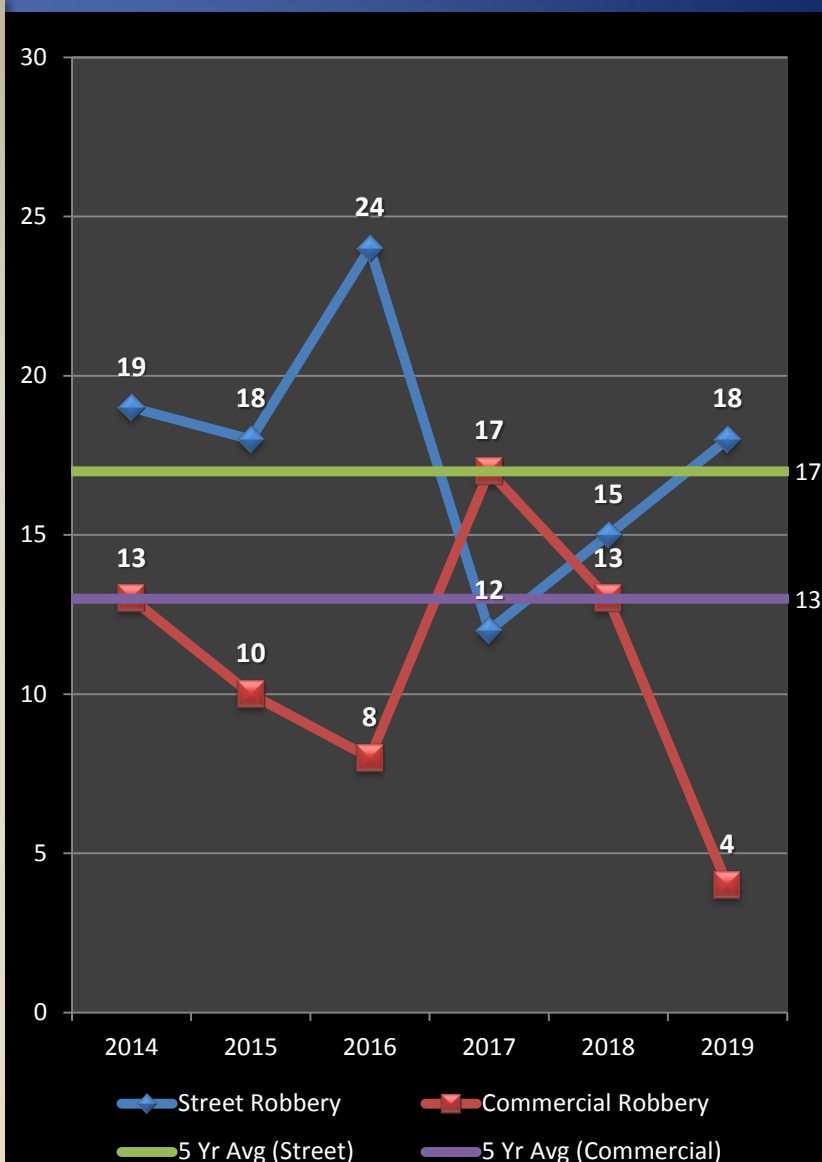
-63%

Previous Year

-21%

5-Year Average

-24%





Geographic Breakdown of Street Robberies: 1.1.19 to 4.30.19

Cambridge Police BridgeStat

May
2019

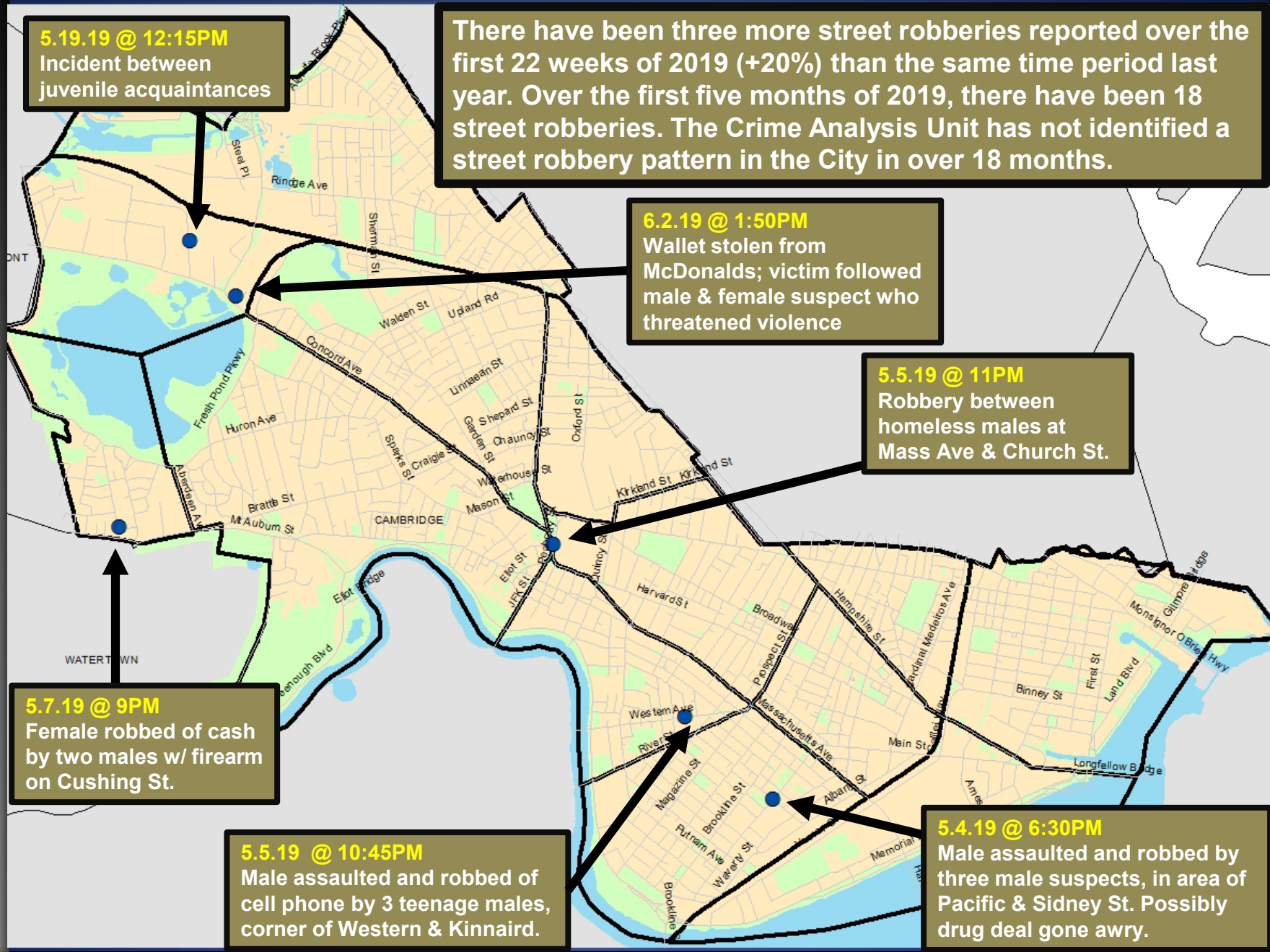




Geographic Breakdown of Street Robberies: 5.1.19 to 6.3.19

Cambridge Police BridgeStat

May
2019





Burglary

No Patterns

- The property index crime of burglary, the combination of residential and commercial breaks, has recorded a significant decline of 54% below the first five months of 2019 when compared to the five-year average, with 69 fewer incidents reported below the projected total of 128 breaks. When compared with last year's historically low total of 100 incidents for the first 22 weeks of the year, a lesser, but still substantial decrease of 41% has been registered.
- Currently, there are no commercial burglary patterns, hot spots, or concentrations active in Cambridge. A historically low total of seven incidents has been reported for the first 22 weeks of 2019, which translates to a monumental 65% decline below 2018 and a 74% nosedive under the forecast for the first five months of the year
- Housebreaks slipped 35% when measured against the total for the first five months of 2018 with 28 fewer incidents. A considerable decrease of 49% below the forecasted total of 101 housebreaks for the first 22 weeks of the year was registered.
- During the middle of March, the Crime Analysis Unit was monitoring a series of late afternoon / early evening breaks in Cambridgeport where entry into residences was gained by forcing side windows, and laptops and jewelry were the main targets of the offender(s). After a three week hiatus in this activity, the CAU designated this pattern as having been eradicated.
- There were only six scattered housebreaks reported in Cambridge in May, down 57% from the April total, and one of the lowest monthly totals counted for breaks in decades.

May
2019

Percent Change

Last 4 Weeks

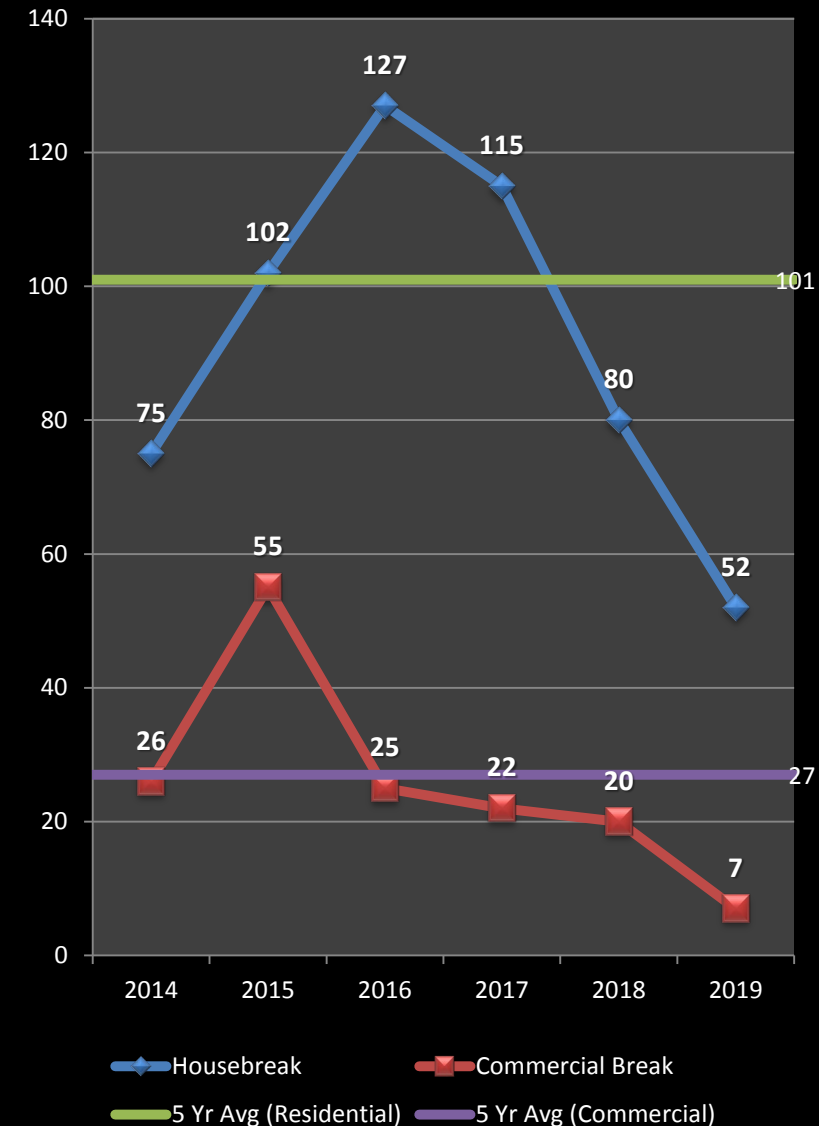
-63%

Previous Year

-41%

5-Year Average

-54%





Geographic Breakdown of Housebreaks: 1.1.19 – 6.3.19

Housebreaks slipped 35% when measured against the total for the first five months of 2018 with 28 fewer incidents. A considerable decrease of 49% below the forecasted total of 101 housebreaks for the first 22 weeks of the year was registered. There were only six scattered housebreaks reported in Cambridge in May, down 57% from the April total, and one of the lowest monthly totals counted for breaks in decades.

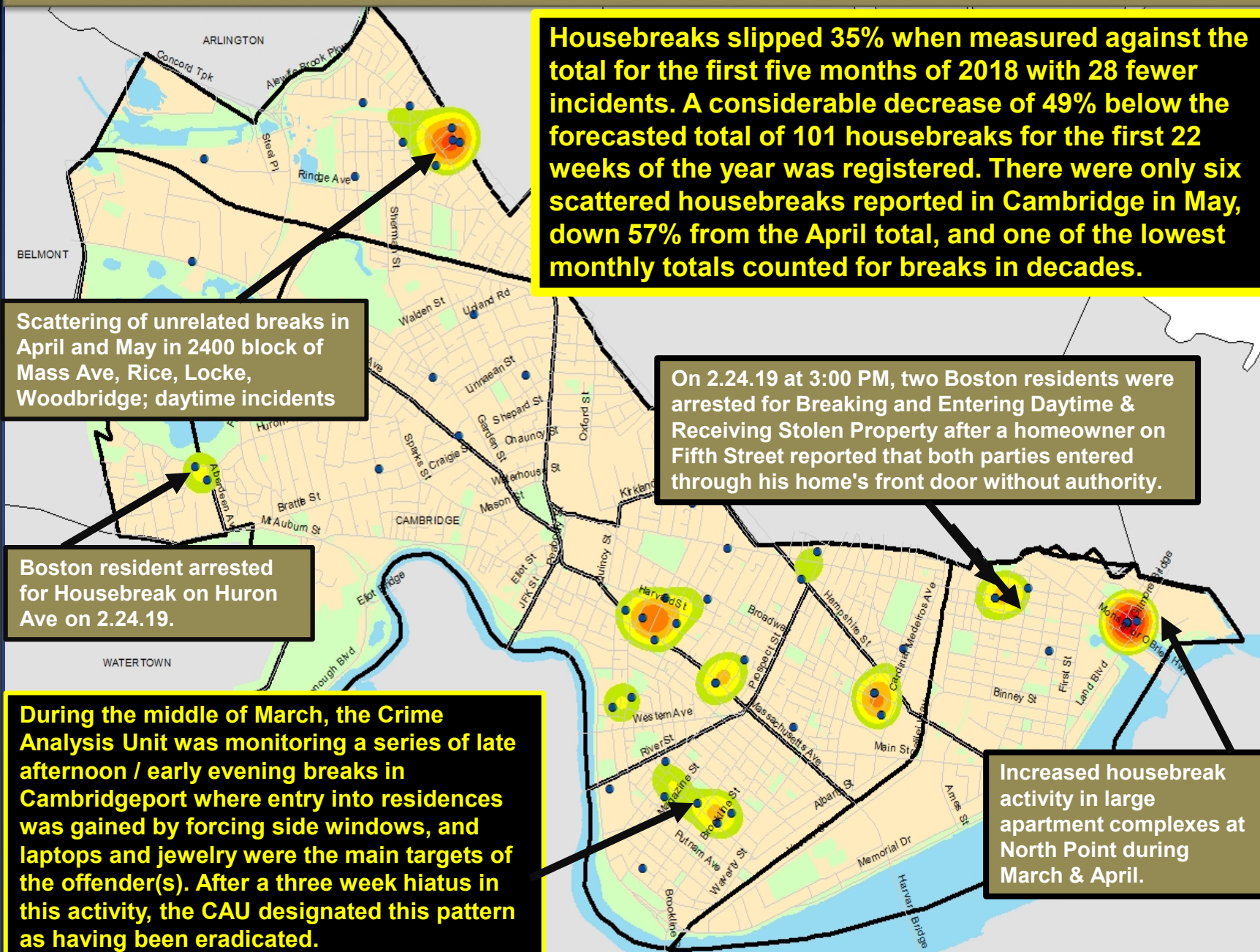
Scattering of unrelated breaks in April and May in 2400 block of Mass Ave, Rice, Locke, Woodbridge; daytime incidents

Boston resident arrested for Housebreak on Huron Ave on 2.24.19.

During the middle of March, the Crime Analysis Unit was monitoring a series of late afternoon / early evening breaks in Cambridgeport where entry into residences was gained by forcing side windows, and laptops and jewelry were the main targets of the offender(s). After a three week hiatus in this activity, the CAU designated this pattern as having been eradicated.

On 2.24.19 at 3:00 PM, two Boston residents were arrested for Breaking and Entering Daytime & Receiving Stolen Property after a homeowner on Fifth Street reported that both parties entered through his home's front door without authority.

Increased housebreak activity in large apartment complexes at North Point during March & April.





LARCENY

No Patterns

- **Overall larceny for the first five months of 2019 registered at 60 incidents (10%) above the same time frame in 2018.** The total of 664 larcenies reported year-to-date in 2019 is also 5 incidents above with the 5-year average of 659 incidents.
- **After coming off a 7% drop at the end of 2018, larcenies from MVs have reversed direction during the first five months of 2019, with an increase of 23% (21 incidents) when compared with the same time frame in 2018.** This property crime is still 7% below the 5-year average, with 8 fewer incidents than the projected total of 121.
- **Through June 3, 2019, larcenies from the person are up 3 incidents over 2018, bringing the total to 66.** Central Sq has seen the most activity (28), followed by Harvard Sq (15).
- **There have been 111 larcenies from buildings reported during the first five months of 2019.** This is 5 incidents below the same time frame in 2018 and 19 below the 5-year average. Reported thefts from gym lockers in Porter Square during the First Quarter of 2019 cooled off once a suspect was identified.
- **Larcenies from residences in 2018 were up 37% over the previous year, and that trend has continued through the first five months of 2019 with a 12% rise (+11 incidents) over last year's first five months.** Package thefts continue to dominate this crime category, but have fluctuated this year from 18 in January to 4 in February to 14 in March, back down to 7 in April, 6 in May, and 2 through the 3rd of June, for a total of 51 incidents (11% below the 57 seen last year through this time).
- **Due to the more moderate temperatures and reduced snowfall in 2019 when compared with recent years, bike thefts are up 51 incidents (+93%) when compared with this time in 2018, and up 36 incidents (51%) when compared with the 5-year average.**

Percent Change

Last 4 Weeks

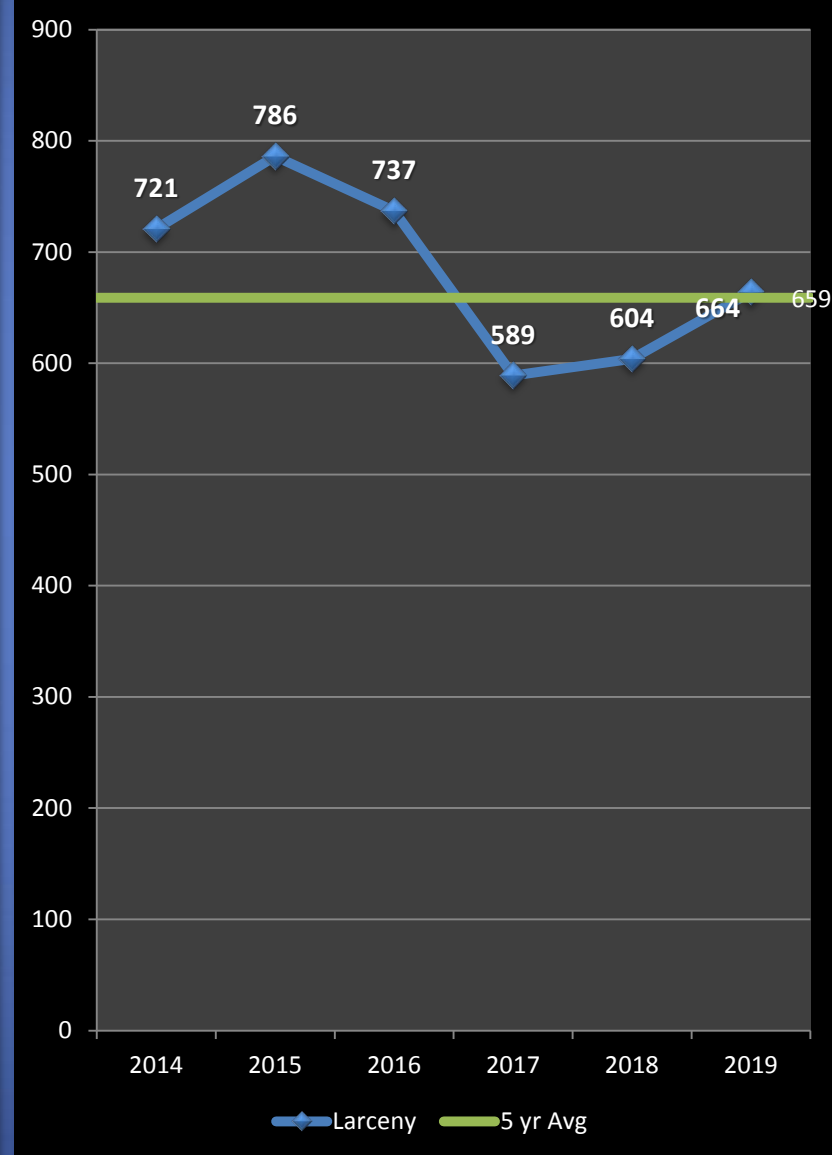
+8%

Previous Year

+10%

5-Year Average

+1%





LARCENY From MV

No Patterns

- The larceny from motor vehicle total for the first five months of 2019 is 113 incidents, which is 23% above the total for the same time period in 2018. These 113 thefts from cars reported over the first 22 weeks of the year translate to a decrease of eight incidents (-7%) below the number forecasted through the first 154 days of 2019. This upsurge in 2019 should be tempered by the fact that the numbers through the end of May for this crime in Cambridge were at historic lows in 2017 and 2018.
- There has been only one larceny from a motor vehicle reported in the Agassiz neighborhood so far in 2019.
- The majority of thefts in Area 4, 8 in 2019, have been along the 500 block of Mass Ave and in the immediate periphery of Central Square in parking lots.
- There have been 35 LMVs reported in 2019 in the Cambridgeport / Riverside section of the City with the concentration of thefts from unlocked vehicles on the periphery of Central Square in January until the middle of February. Temporal trend was identified between 2AM and 5AM. Extra patrols appear to have calmed activity with only 11 incidents over the past two months. An arrest of known offender for thefts from cars in garages on Chestnut Street in late February eradicated pattern in the lower section of this neighborhood.
- There was no spatial or temporal trend identified with the 71% increase (10 additional incidents) in larceny from motor vehicles from April to May of 2019. We will monitor the neighborhoods of Central Square for weekend activity.

Percent Change

Last 4 Weeks

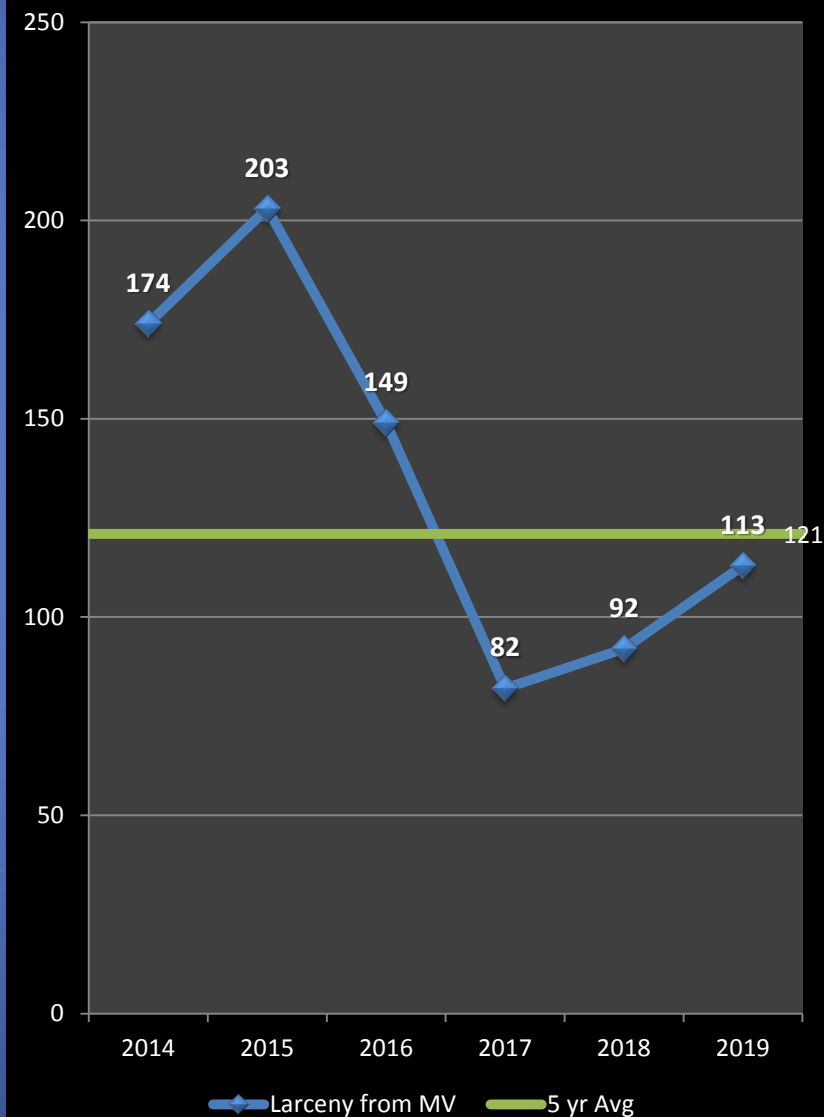
+71%

Previous Year

+23%

5-Year Average

-7%





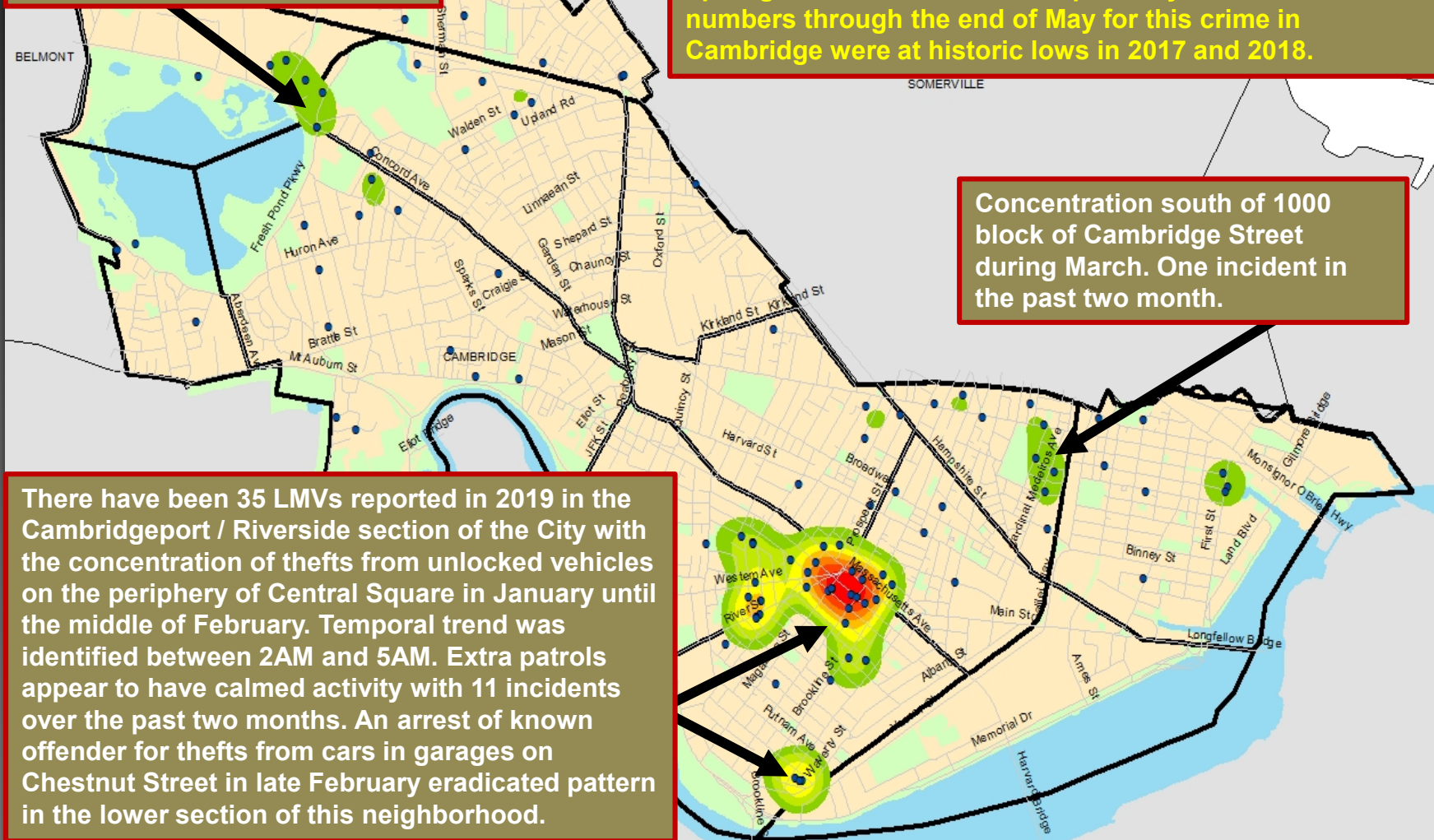
Geographic Breakdown of Larceny from Motor Vehicles: 1.1.19 – 6.3.19

On the morning of 2.5.19, there were five car breaks reported in the 300 block of Concord Ave. Majority of cars were unlocked with loose change targeted. Sporadic activity in this area over the past two months.

The larceny from motor vehicle total for the first five months of 2019 is 113 incidents, which is 23% above the total for the same time period in 2018. These 113 thefts from cars reported over the first 22 weeks of the year translate to a decrease of eight incidents (-7%) below the number forecasted through the first 150 days of 2019. This upsurge in 2019 should be tempered by the fact that the numbers through the end of May for this crime in Cambridge were at historic lows in 2017 and 2018.

Concentration south of 1000 block of Cambridge Street during March. One incident in the past two month.

There have been 35 LMVs reported in 2019 in the Cambridgeport / Riverside section of the City with the concentration of thefts from unlocked vehicles on the periphery of Central Square in January until the middle of February. Temporal trend was identified between 2AM and 5AM. Extra patrols appear to have calmed activity with 11 incidents over the past two months. An arrest of known offender for thefts from cars in garages on Chestnut Street in late February eradicated pattern in the lower section of this neighborhood.





LARCENY: *from Person* *No Patterns*

- Larceny from the person is up 5% for the first five months of 2019 when compared with the same time frame in 2018, with 3 additional incidents reported (up from 63 in 2018 to 66 in 2019). When looking at the first five months of 2019 compared to the five-year average of 69, there has been an decrease of 4%, or three incidents.
- When comparing May 2019 to the previous month of April, a 31% decrease has been recorded, or five fewer incidents. Central Sq was most active in May with five incidents, followed by Harvard Sq with third.
- So far in 2019, Central Sq. has seen the most activity with 28 incidents, followed by Harvard Square with 15 and the CambridgeSide/East Cambridge area with 10. Seven thefts have been reported year-to-date at the CambridgeSide shopping center, and two incidents each have been reported at the following locations in Central Square: the Goodwill Store, the Greek American Club, the Middle East restaurant, the YMCA, the shelter on Albany St, and H-Mart.
- A majority of the incidents thus far in 2019 have been pretty evenly split between thefts from shoppers (17 incidents), thefts from patrons at restaurants/cafes/bars (16 incidents), and thefts of otherwise unattended property, such as at local parks, sidewalks, or in shelters (13 incidents).

Percent Change

Last 4 Weeks

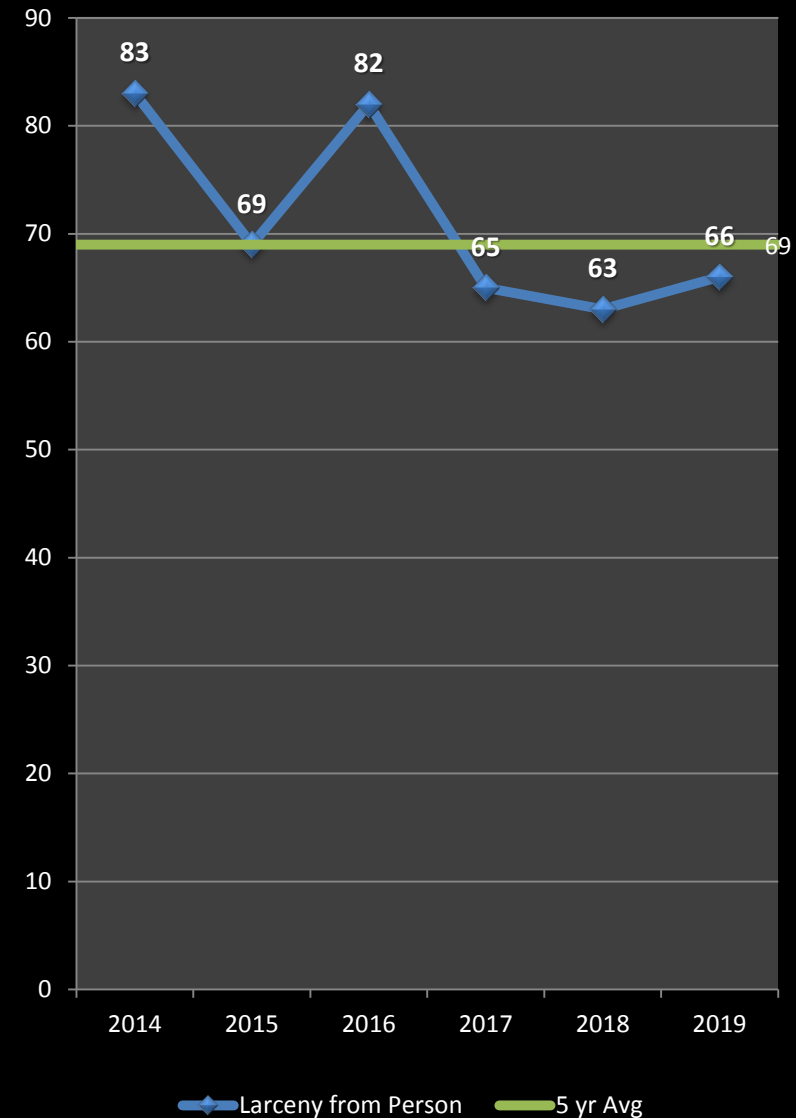
-31%

Previous Year

+5%

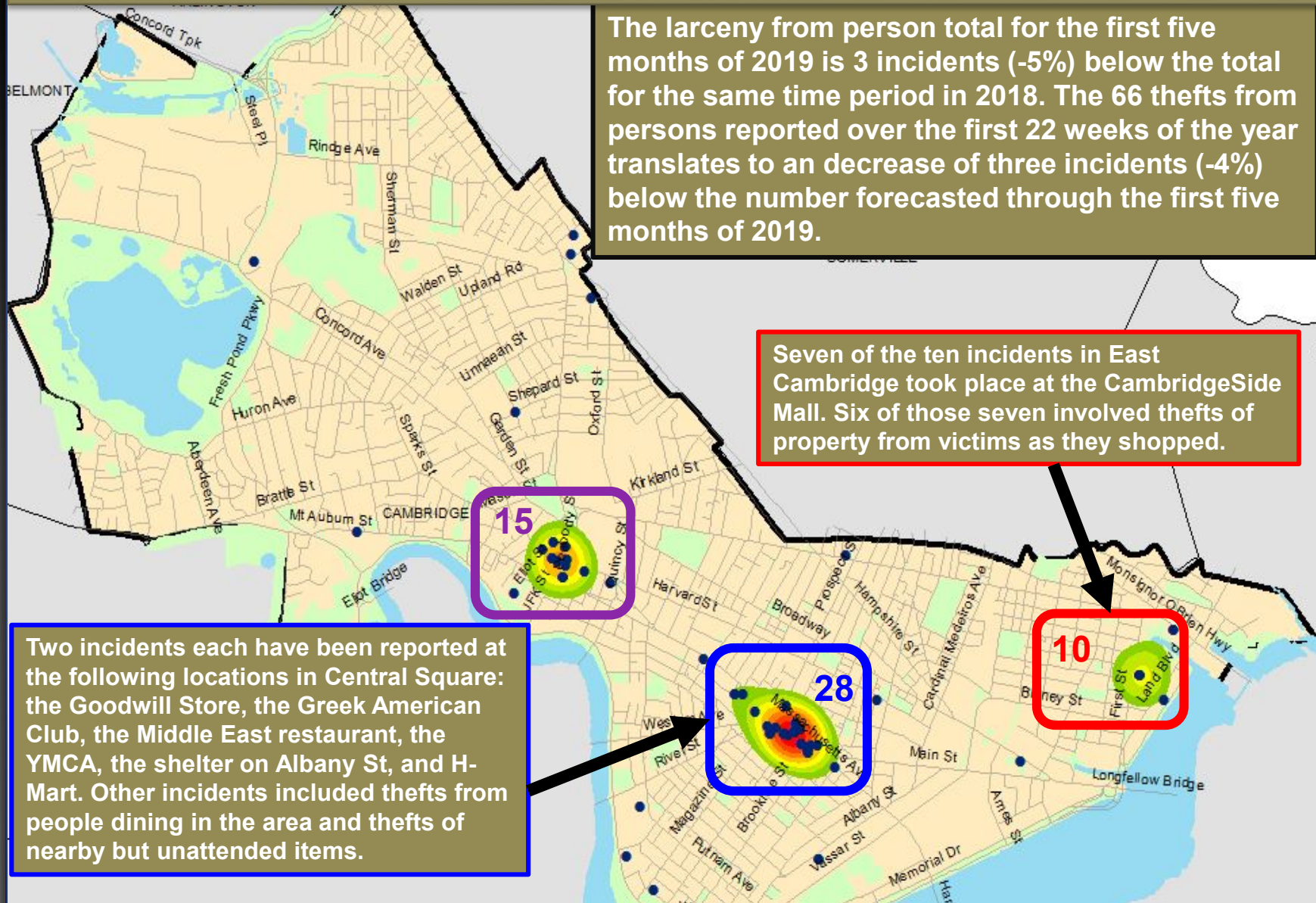
5-Year Average

-4%





Geographic Breakdown of Larceny from Person: 1.1.19 – 6.3.19



The larceny from person total for the first five months of 2019 is 3 incidents (-5%) below the total for the same time period in 2018. The 66 thefts from persons reported over the first 22 weeks of the year translates to an decrease of three incidents (-4%) below the number forecasted through the first five months of 2019.

Seven of the ten incidents in East Cambridge took place at the CambridgeSide Mall. Six of those seven involved thefts of property from victims as they shopped.

Two incidents each have been reported at the following locations in Central Square: the Goodwill Store, the Greek American Club, the Middle East restaurant, the YMCA, the shelter on Albany St, and H-Mart. Other incidents included thefts from people dining in the area and thefts of nearby but unattended items.

Central Square has seen the most activity in 2019 with 28 incidents, followed by **Harvard Square** with 15 and the **East Cambridge/CambridgeSide area** with 10 incidents.



LARCENY: of Bicycle

No Patterns

- Typically, very few bike thefts are reported in Cambridge during the cold winter months due to lower overall ridership. However, thanks to the more moderate temperatures in the first few months of 2019 when compared with an exceptionally cold winter of 2018, bike thefts are up 51 incidents (+93%) so far in 2019. There were 10 in January, 6 in February, 19 in March, 33 in April, 34 in May, and 5 through June 3rd.
- Of the 106 bike thefts reported so far this year, 82 were reportedly locked at the time of the theft.
- A 35-year-old Boston male has been arrested at least three times in the past seven months for stealing bikes in Cambridge. He has been linked to bike thefts from parking garages in North Cambridge, the Highlands, and Cambridgeport.
- Although the majority of bicycles tend to be stolen from streets, sidewalks, and yards, we have seen an increase in thefts from parking garages and building storage areas this year. There have been 25 thefts from these more protected areas thus far in 2019, compared to only 4 through the end of May in 2018.
- Top Neighborhoods for Bike Theft in 2019:**

Neighborhood	YTD Total	% Citywide
North Cambridge	19	18%
East Cambridge	17	16%
Cambridgeport	16	15%
The Port & West Camb.	11 each	10% each

Percent Change

Last 4 Weeks

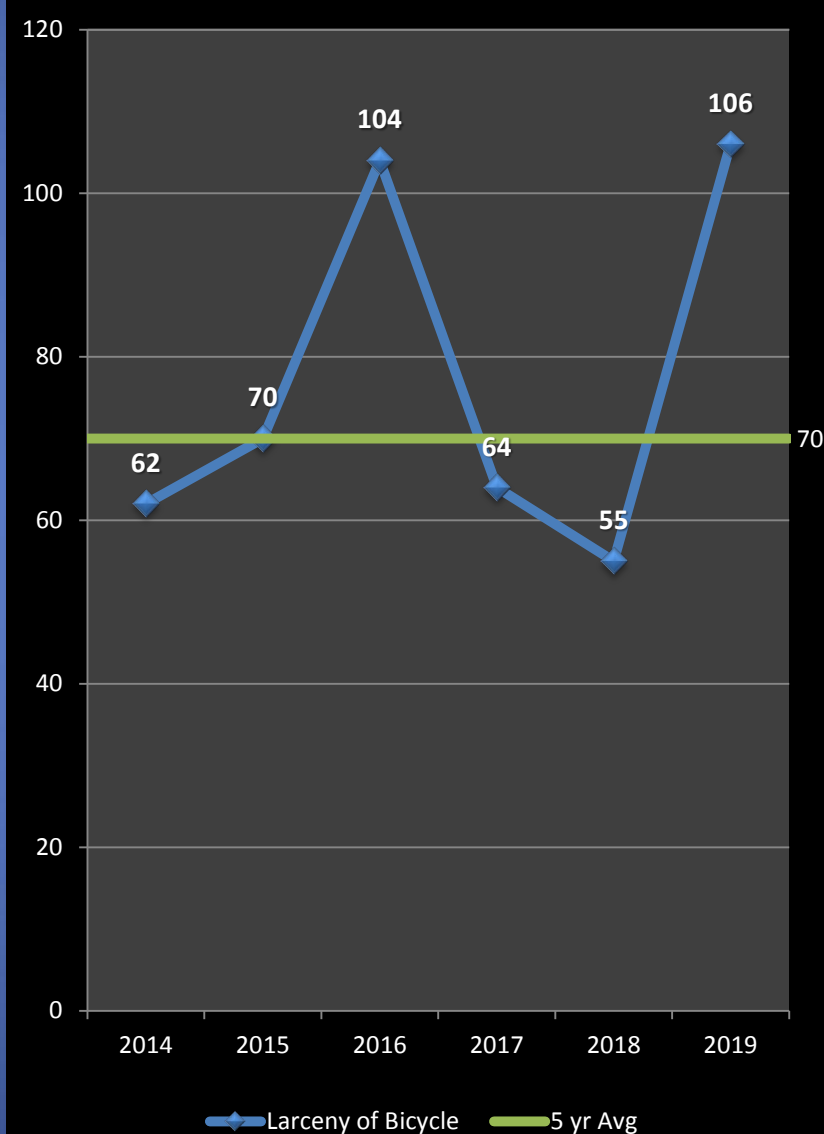
Previous Year

5-Year Average

+10%

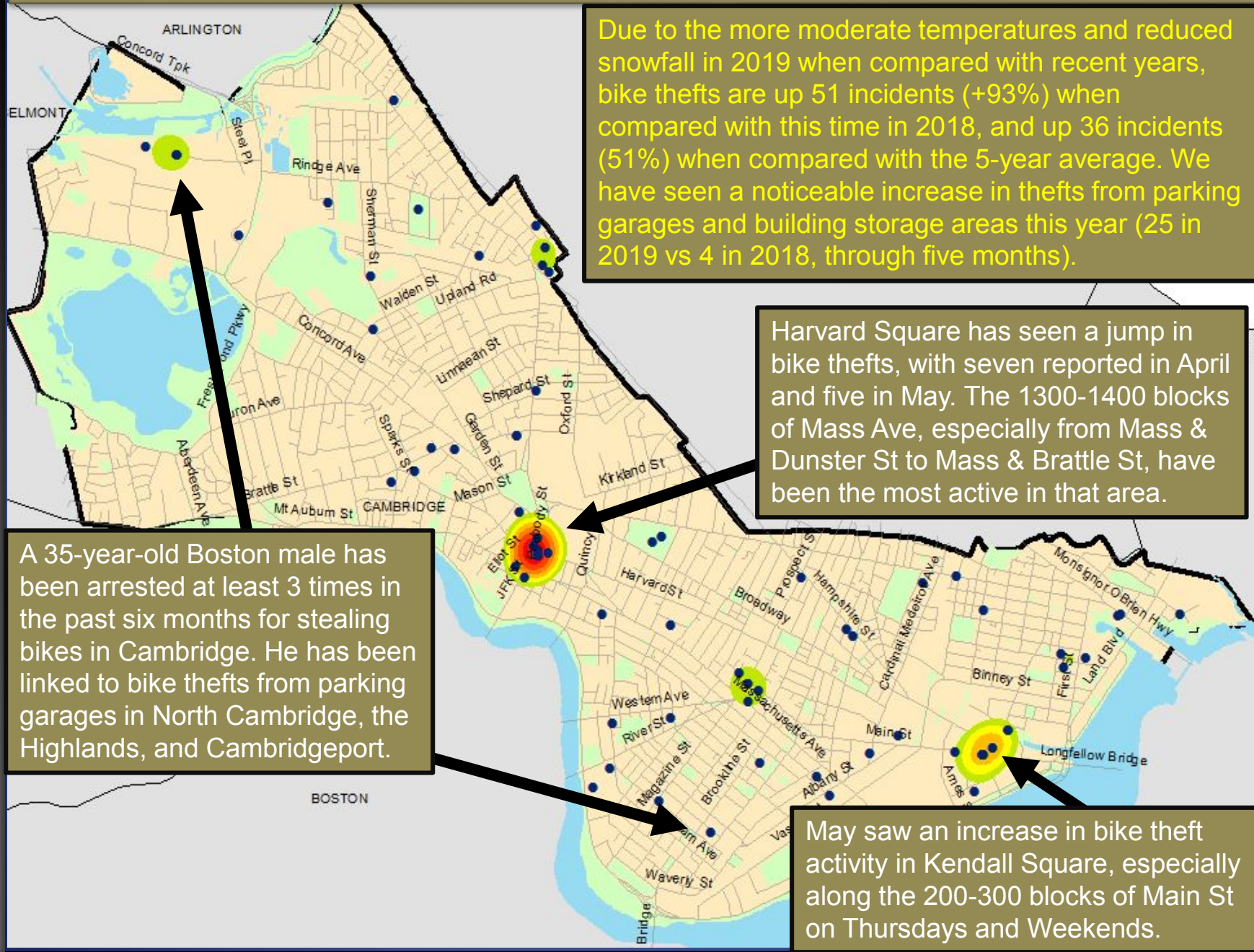
+93%

+51%





Geographic Breakdown of Bicycle Thefts: 1.1.19 to 6.3.19



Due to the more moderate temperatures and reduced snowfall in 2019 when compared with recent years, bike thefts are up 51 incidents (+93%) when compared with this time in 2018, and up 36 incidents (51%) when compared with the 5-year average. We have seen a noticeable increase in thefts from parking garages and building storage areas this year (25 in 2019 vs 4 in 2018, through five months).

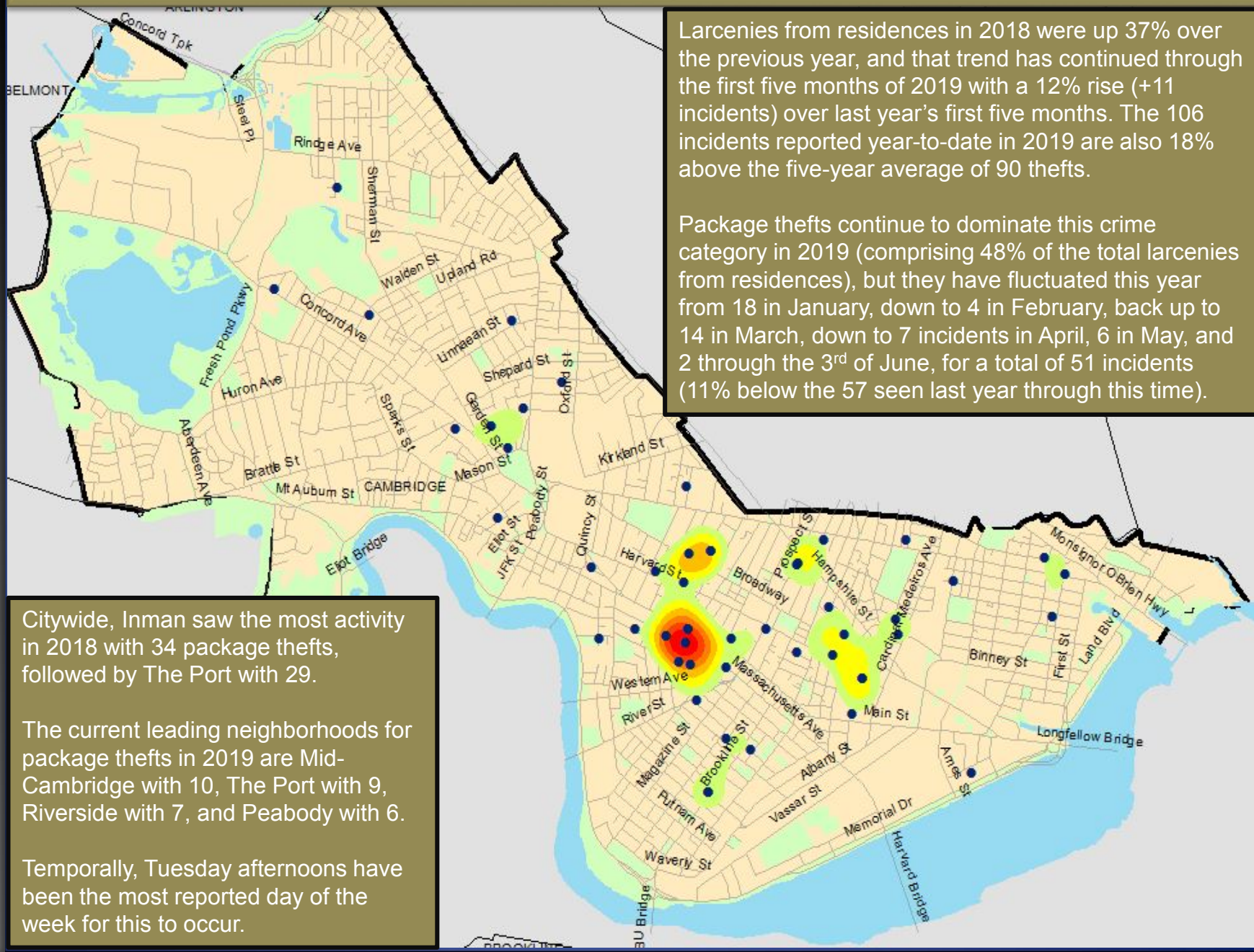
Harvard Square has seen a jump in bike thefts, with seven reported in April and five in May. The 1300-1400 blocks of Mass Ave, especially from Mass & Dunster St to Mass & Brattle St, have been the most active in that area.

A 35-year-old Boston male has been arrested at least 3 times in the past six months for stealing bikes in Cambridge. He has been linked to bike thefts from parking garages in North Cambridge, the Highlands, and Cambridgeport.

May saw an increase in bike theft activity in Kendall Square, especially along the 200-300 blocks of Main St on Thursdays and Weekends.



Geographic Breakdown of Package Thefts: 1.1.19 to 6.3.19

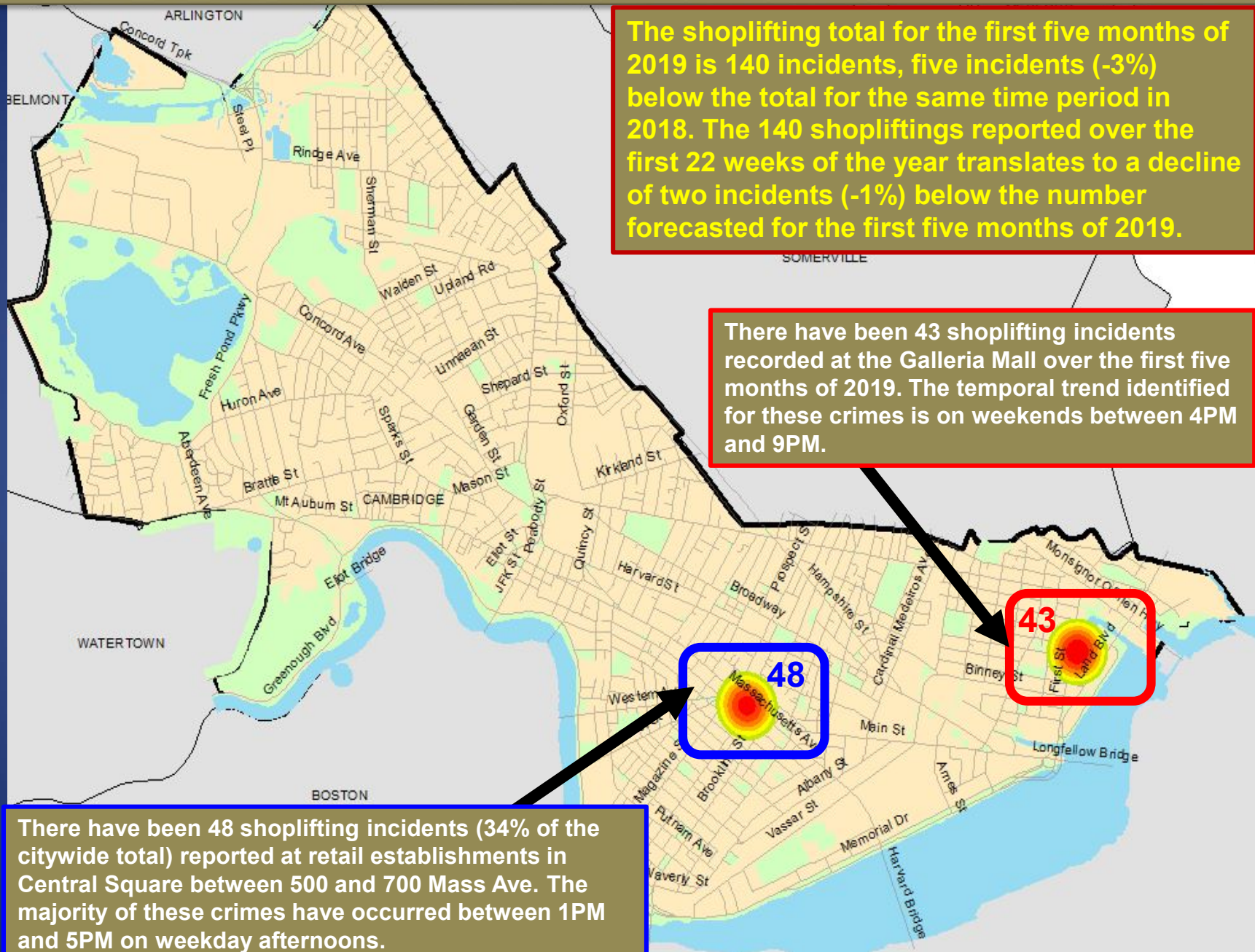




Geographic Breakdown of Shoplifting: 1.1.19 – 6.3.19

Cambridge Police BridgeStat

May
2019





AUTO THEFT

No Patterns

- The projected five-year weighted average for auto thefts for the first five months of the year is 36 incidents. With 38 thefts reported in 2019 through June 3rd, we are 6% above the average and 46% above the 26 reported during this time frame in 2018.
- Breakdown of auto thefts by month in 2019 is as follows: 11 in January, 2 in February, 10 in March, 9 in April, and 6 in May. Three of the six thefts reported in May involved mopeds/scooters.
- Six of the 11 auto thefts reported in January 2019 involved Zipcar vehicles that were stolen from two parking garages in the Kendall Square area. This ended with the arrest of a juvenile in Boston who was caught driving one of the stolen vehicles.
- Only ten vehicles so far in 2019 have been stolen from north of the Harvard Square area; the 28 other thefts took place in the lower half of the city. The Neighborhood breakdown is as follows: MIT with 8, Riverside and North Cambridge each with 5, Cambridgeport, The Port, and Mid-Cambridge all with 4, East Cambridge with 3, West Cambridge and the Highlands each with 2, and Peabody with 1.
- Notably, 17 (or 45%) of the vehicles stolen this year have been recovered.

Percent Change

Last 4 Weeks

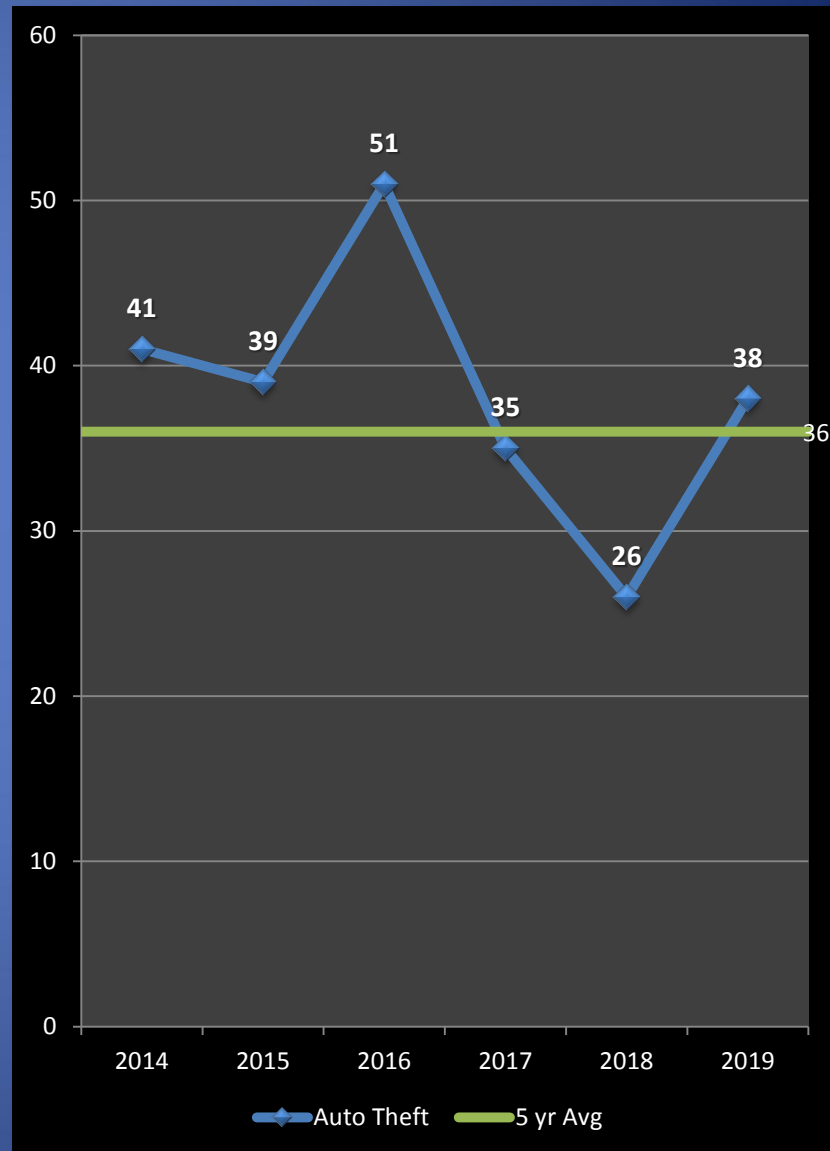
-14%

Previous Year

+46%

5-Year Average

+6%





Help Prevent Crime

And keep yourself informed!

To receive information from the CPD:

- Sign up with for the **Cambridge Alert Network**, to receive alerts about emerging crime patterns, neighborhood meetings, and crime prevention tips, by visiting www.CambridgeMa.gov/AlertNetwork.
- “Like” the Cambridge Police Department on Facebook at www.facebook.com/CambridgePolice
- Follow [@CambridgePolice](https://twitter.com/CambridgePolice) on Twitter.
- Visit our website at www.CambridgePolice.org for valuable information and reports including the Daily Log and BridgeStat, which is published on the first Friday of every month.
- Download our “MyPD” smartphone app at www.CambridgePolice.org/MyPD.

To Share Information with the CPD:

- Call our Non-Emergency Telephone Number at **617-349-3300**.
 - Every call for service generates a police response, so help drive our resources by reporting things that seem suspicious or out of the ordinary.
- Send an Anonymous TEXT-A-TIP:
 - Send an ANONYMOUS text message to **Tip411 (847411)**. Begin your message with Tip650 and then type your message. You will receive a response from the Cambridge Police with the option to continue communicating. Please remember that this is not a replacement for 9-1-1. **If you witness an emergency situation, please call 9-1-1 immediately.**
- Send an Anonymous Crime Tip E-Mail at www.CambridgePolice.org/Tips



Questions?

- The complete 2018 Cambridge Police Annual Crime Report is available on our website at www.CambridgePolice.org.
- We welcome all questions, comments, and suggestions.
- Please direct your feedback to: BridgeStat@CambridgePolice.org.
- To review previous editions of BridgeStat, visit our website at www.CambridgePolice.org/BridgeStat.