




Cambridge Police Department BridgeStat

July 2023

Produced by the Crime Analysis Unit



Part I Total Crime


An analysis of serious crime statistics for the first seven months of 2023 points to a sizable increase of 23% in the Part One index total for Cambridge when compared with the same time frame in 2022. During the first seven months of this year, there were 1,822 serious crimes reported in the City. For the same time period in 2022, the combined total for Murder, Rape, Robbery, Aggravated Assault, Burglary, Larceny & Auto theft was 1,486 incidents. When measured against the five-year average, a 30% rise in the crime index has been registered.

Further analysis of the crime totals for the first seven months of 2023 indicates that violent crimes recorded a 23% increase when compared with last year. Similarly, property crimes rose 23% with 283 additional crimes reported when compared with the first seven months of 2022. There were zero homicides, 31 rapes, 80 robberies, and 171 aggravated assaults recorded in the first 212 days of 2023.

The 99% increase in shoplifting, the 35% rise in larcenies from residences, and the 55% increase in bicycle larcenies when compared with 2022 are the key trend indicators observed so far in 2023 that have driven the upward curve in the crime index for July. Conversely, larcenies from the person have decreased by 17% from 70 to 58 incidents and larcenies from motor vehicles have dropped 20% from 251 thefts to 200 when comparing the first seven months of 2023 with that of 2022.

When analyzing the serious crime totals of July 2023 versus the previous month of June 2023, there has been a slight dip of 4% in the number of index incidents, with 12 fewer crimes reported.

	<u>4 Week Snapshot</u>			<u>Year to Date</u>			<u>Five Year</u>	
	6/6/23 - 7/3/23	7/4/23 - 7/31/23	Change	2022	2023	Change	Avg	Change
Total Violent Crime	45	36	-20%	229	282	23%	186	52%
Total Property Crime	241	238	-1%	1257	1540	23%	1219	26%
Total Part I Crime	286	274	-4%	1486	1822	23%	1404	30%



Part I Property Crime

Analysis of property crime totals through July of 2023 reveals a 23% increase when measured against the 2022 totals and a 26% rise above the five-year average of 1,219.

A majority of the property crime categories below recorded inclines when measured against the first seven months of 2022, most notably a 99% jump in shopliftings (up 149 incidents), a 55% surge in bike thefts (up 110 incidents), and a 35% increase in thefts from residences (up 59). Meanwhile, larcenies from motor vehicles dropped 20% (down 51 thefts) and larceny from the person decreased by 17% (down 12 incidents).

	4 Week Snapshot			Year to Date			Five Year	
	6/6/23 - 7/3/23	7/4/23 - 7/31/23	Change	2022	2023	Change	Avg	Change
Burglary	39	19	-51%	129	148	15%	118	25%
Commercial Break	14	6	-57%	28	42	50%	36	17%
Housebreak	25	13	-48%	101	106	5%	82	29%
Larceny	189	198	5%	1040	1302	25%	1035	26%
Larceny (Misc)	3	10	233%	46	41	-11%	31	32%
Larceny from Building	22	19	-14%	130	125	-4%	111	13%
Larceny from MV	17	28	65%	251	200	-20%	217	-8%
Larceny from Person	8	12	50%	70	58	-17%	64	-9%
Larceny from Residence	31	31	0%	168	227	35%	185	23%
Larceny of Bicycle	61	44	-28%	200	310	55%	255	22%
Larceny of Plate	4	3	-25%	15	27	80%	13	108%
Larceny of Services	0	2	IN-CALC	10	15	50%	6	150%
Shoplifting	43	49	14%	150	299	99%	152	97%
Auto Theft	13	21	62%	88	90	2%	66	36%
Total Property Crime	241	238	-1%	1257	1540	23%	1219	26%



Part I Violent Crime

From January 1st to July 31st of 2023, there were 282 violent crimes recorded in Cambridge, 53 incidents (+23%) above last year's total of 229 incidents through the same time and 96 incidents (+52%) above the 186 crimes forecasted for the first seven months of the year.

There have been 31 rapes reported in Cambridge thus far in 2023, up by ten incidents compared to the same time in 2022. The rapes reported in 2023 have been categorized as seven domestic incidents, 13 acquaintance incidents, nine contact scenarios, and two blitz assaults.

The trend observed during the past couple years of a high percentage of aggravated assaults and street robberies occurring in Central Square and on peripheral side streets may be returning with the warm weather, after a first-quarter lull in activity in that area. So far, seven months into the year, 51 of the 171 aggravated assaults and nearly 44% of the street robberies have been reported in the Central Square area.

For only the fourth time in 20 years, no murders were reported in Cambridge in 2022 and this trend has continued through the first seven months of 2023 as well. The last murder in Cambridge took place on March 27th, 2021, on Pemberton St. It remains under investigation.

	4 Week Snapshot			Year to Date			Five Year	
	6/6/23 - 7/3/23	7/4/23 - 7/31/23	Change	2022	2023	Change	Avg	Change
Homicide	0	0	IN-CALC	0	0	IN-CALC	1	-100%
Rape	7	3	-57%	21	31	48%	16	94%
Robbery	13	17	31%	63	80	27%	48	67%
Commercial Robbery	1	3	200%	13	23	77%	10	130%
Street Robbery	12	14	17%	50	57	14%	38	50%
Aggravated Assault	25	16	-36%	145	171	18%	121	41%
Total Violent Crime	45	36	-20%	229	282	23%	186	52%



MURDER

No Patterns

- No murders have been reported in Cambridge in 2023 through July 31st, 2023.*
- There were no murders recorded in Cambridge in 2022. This has happened only three other times in the past 20 years—in 2004, 2007, and 2010.
- In the last reported homicide in Cambridge, on Saturday 3/27/21, there was a fatal shooting that occurred at approximately 12:40 a.m. on Pemberton Street. The victim was reportedly located unconscious outside his vehicle by a passerby who called 911. The victim was transported to Mount Auburn Hospital where he later died. The victim has been identified as Xavier Louis-Jacques, 19, of Cambridge. The investigation is ongoing.
- On April 23, 2020, Jose Bermudez was arrested for the fatal daylight stabbing of 33-year-old Danilo Perez in Central Square on April 14. Bermudez and Perez were both part of the homeless community and were known to each other. Bermudez is being held without bail. This was the only homicide recorded in 2020.
- There was one murder in Cambridge in 2019. The Middlesex DA's Office and the Cambridge Police are asking for public assistance regarding the ongoing investigation into the fatal incident that occurred in the New Street area of Danehy Park around 6:30PM on the night of January 2nd, 2019. This incident is being investigated as a homicide. The preliminary investigation suggests that the victim, 60-year-old Paul Wilson, died as a result of blunt force trauma and that robbery does not appear to have been the motive.

* Please note: These figures exclude the fatal Cambridge Police officer-involved shooting of Sayed Faisal on January 4, 2023.

Percent Change*

Last 4 Weeks

0%

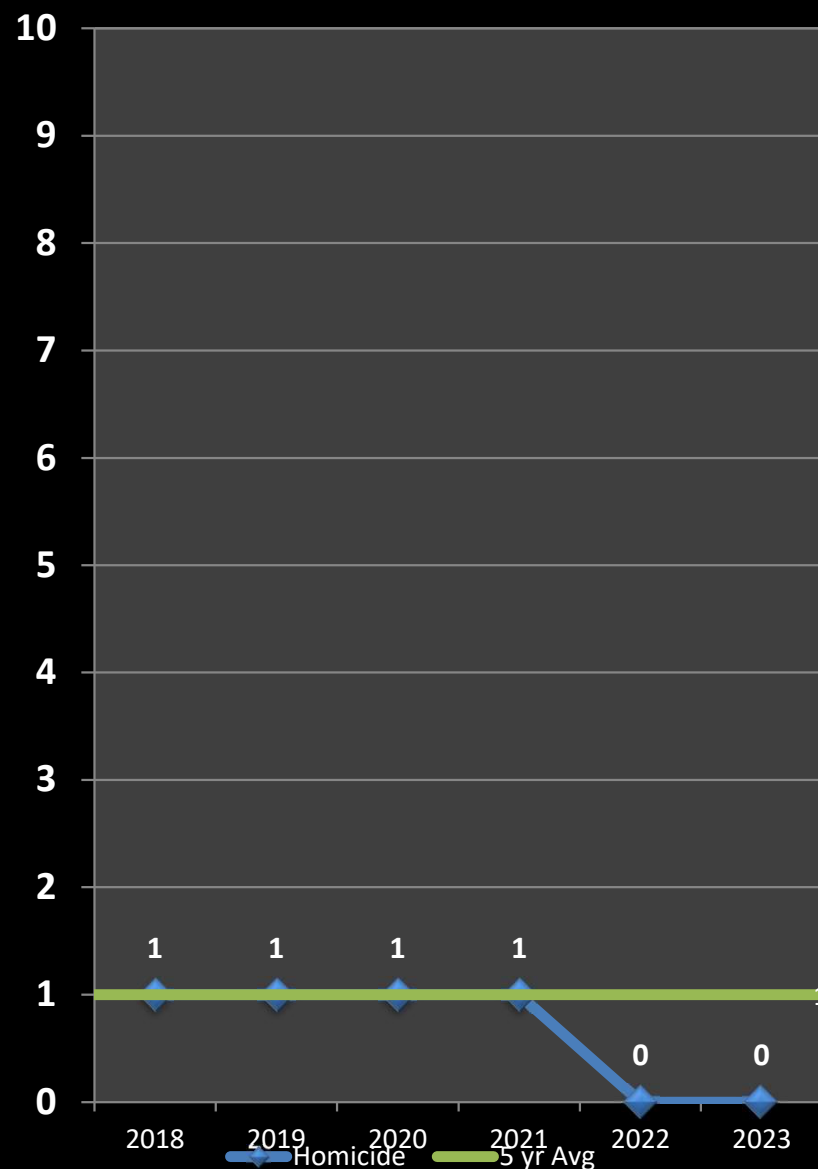
Previous Year

0%

5-Year Average

-100%

*IN -CAL: Percentages are not calculated for numbers so small as to present a statistically misleading percentage.





RAPE

No Patterns

- There were 31 rapes reported in Cambridge during the first seven months of 2023, which is up ten incidents (48%) compared to the number reported through the same time frame in 2022.
- The rapes reported thus far in 2023 have been categorized as seven domestic incidents, 13 acquaintance incidents, nine contact scenarios, and two blitz assaults.
- One of the domestic assaults resulted in the arrest of the suspect at the time.
- The total number of reported rapes tends to fluctuate from year to year, but the number of stranger-to-stranger rapes reported each year in Cambridge—typically between one and five—remains extremely low.

Percent Change*

Last 4 Weeks

-57%

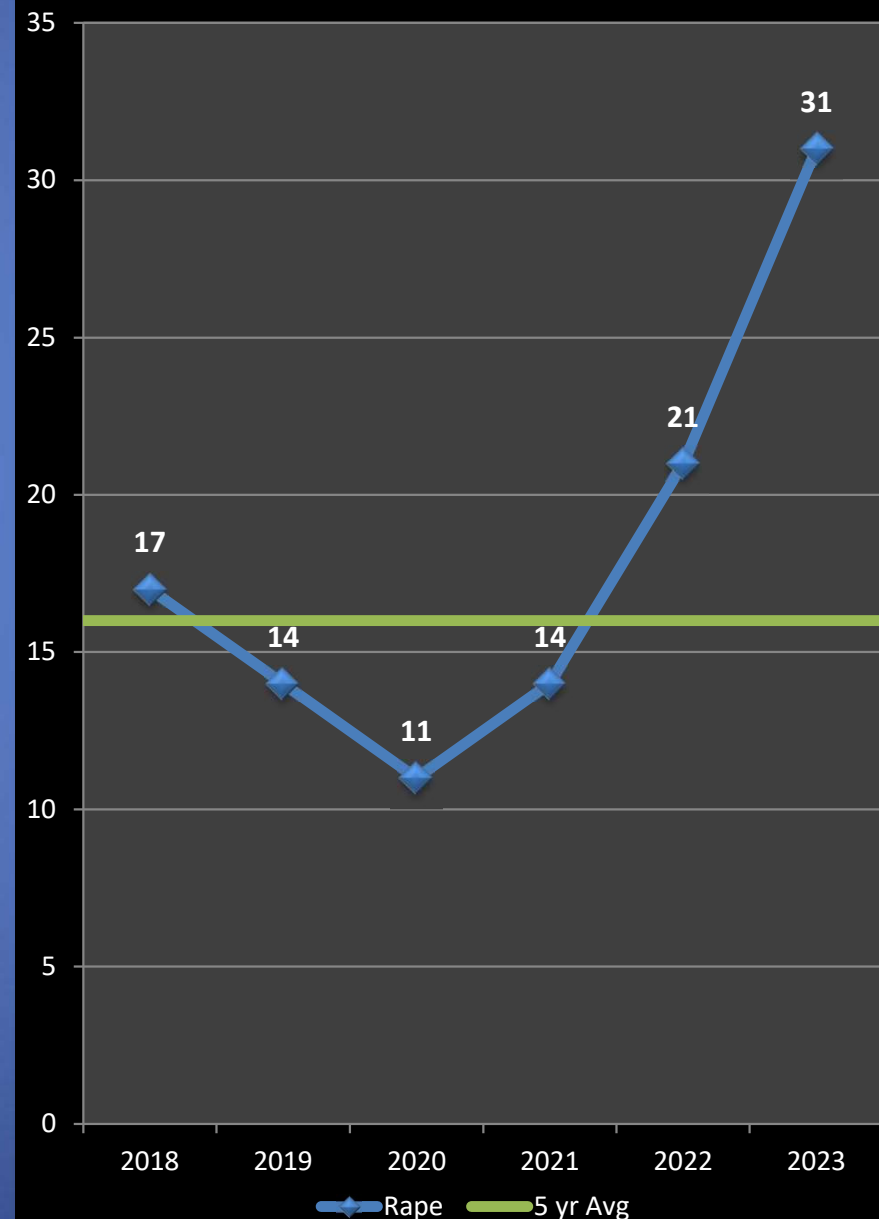
Previous Year

+48%

5-Year Average

+94%

*IN -CAL: Percentages are not calculated for numbers so small as to present a statistically misleading percentage.





AGGRAVATED ASSAULT

No Patterns

- The total of 171 aggravated assaults reported through July 31st of 2023 was 26 crimes (+18%) above the total for the first seven months of 2022, as well as 50 incidents (+41%) above the five-year average of 121 crimes.
- The 171 aggravated assaults reported over the first 30 weeks of this year were comprised of the following classifications: 33 domestic altercations; 32 unprovoked scenarios; 20 traffic-and-parking incidents; 20 juvenile-related assaults; 18 psychotic episodes; 16 acquaintance assaults; 7 shop owner/patron assaults; 6 each of affrays/brawls and unhoused assaults; 5 assaults on police; 4 landlord/neighbor assaults; 3 drug deals gone awry; and one workplace incident.
- The trend observed during the past couple years of a high percentage of aggravated assaults occurring in Central Sq and on peripheral side streets has returned with the warmer weather, after a first-quarter lull in activity in that area. Thus far in 2023, 51 of the 171 assaults citywide have been reported in Central Sq. However, unlike in 2022 when activity was mostly focused only in Central Sq, other areas of the city are also seeing the emergence of hotspots this year (see map on slide 8).
- There have been five confirmed shots fired incidents in Cambridge through July 31, 2023*, three of which resulted in the non-fatal shootings of four total victims. Through the same time period in 2022, there were seven shots fired incidents, none of which resulted in gunshot wounds. See map on slide 9 for more info.

* Please note: This figure excludes the fatal Cambridge Police officer-involved shooting of Sayed Faisal on January 4, 2023.

Percent Change

Last 4 Weeks

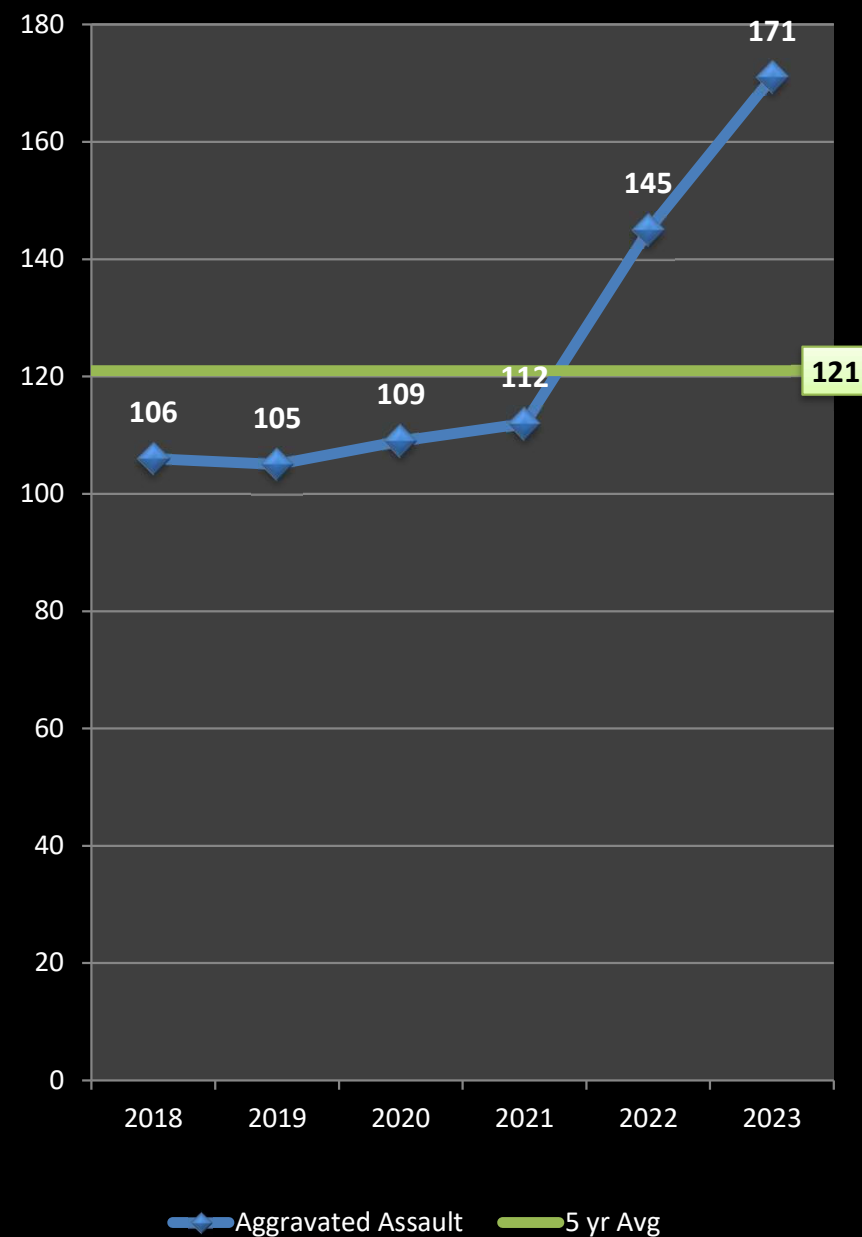
-36%

Previous Year

+18%

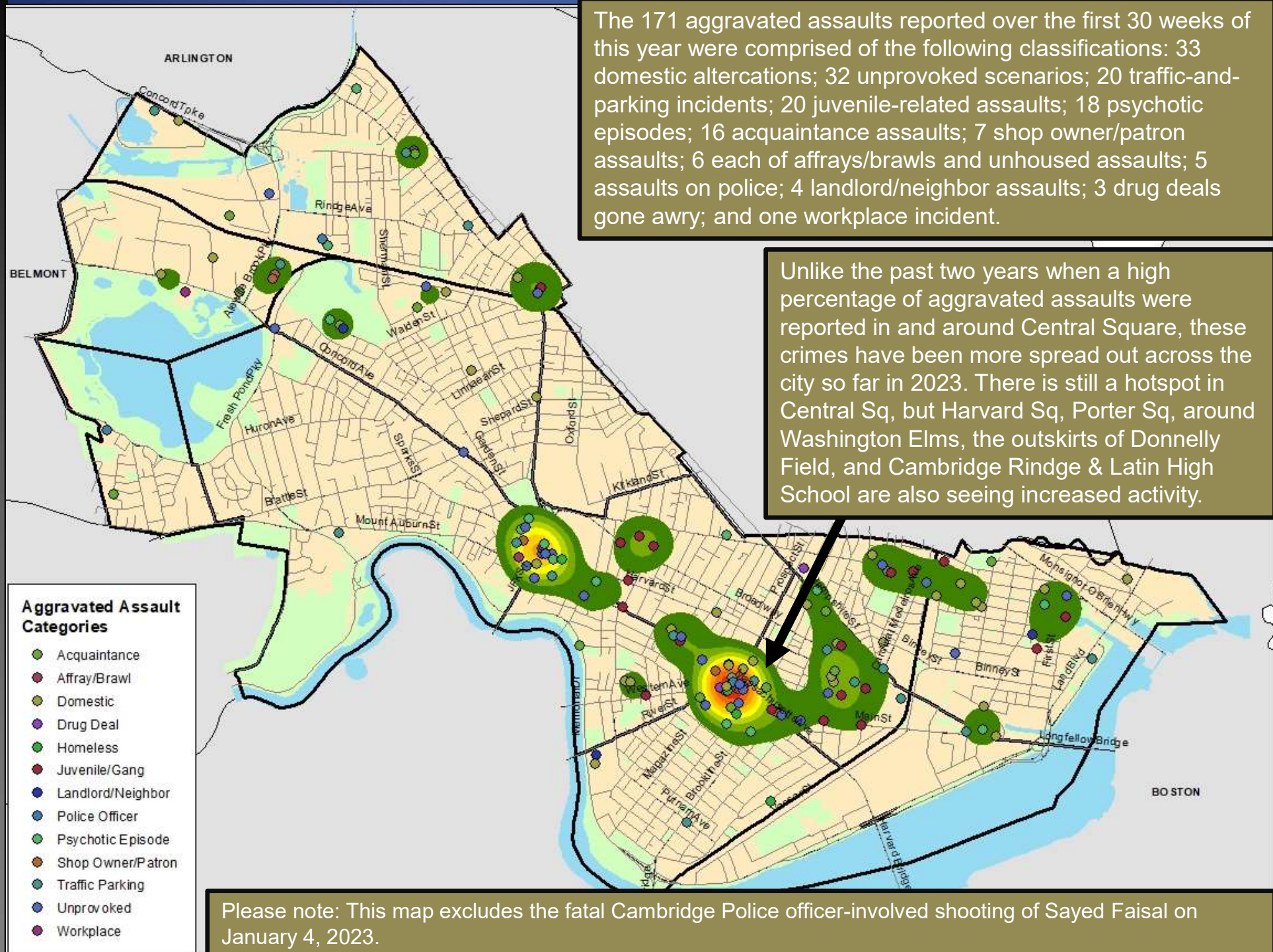
5-Year Average


+41%





Geographic Breakdown of Aggravated Assaults: 1.1.23 – 7.31.23





Confirmed Shots Fired and Shootings in Cambridge: 1.1.23 – 7.31.23

There have been five confirmed shots fired incidents in Cambridge through July 31, 2023*, three of which resulted in the non-fatal shootings of four total victims. Through the same time period in 2022, there were seven shots fired incidents, none of which resulted in gunshot wounds.

Shots Fired on 5/7 at 11:23pm
Green Rose Heritage Park area
(Harvard St)
ShotSpotter alert. Shell casings
recovered. No injuries reported.

Shooting on 7.16 at 2:20pm
Market St (location unconfirmed)
No ShotSpotter alert. 24-year-old
male from Cambridge walked into
CCH w/ non-fatal gunshot wound.
Exact location of shooting unknown.

Shots Fired on 7/2 at 1:00am
100 block of Harvard St
ShotSpotter alert. Shell casings
recovered and ballistic damage
discovered on multiple vehicles.
No injuries reported.

Shooting on 1.09 at 8:20pm
100 block of Washington St
ShotSpotter alert. 19-year-old male
from Boston and 20-year-old female
from Cambridge non-fatally shot.

Shooting on 7.16 at 3:50am
Harvard St at Davis St
ShotSpotter alert. 25-year-old male
from Cambridge non-fatally shot.
Numerous shell casings recovered.

Shooting Type

- Shooting w/ Victim(s)
- Shots Fired (no victims)

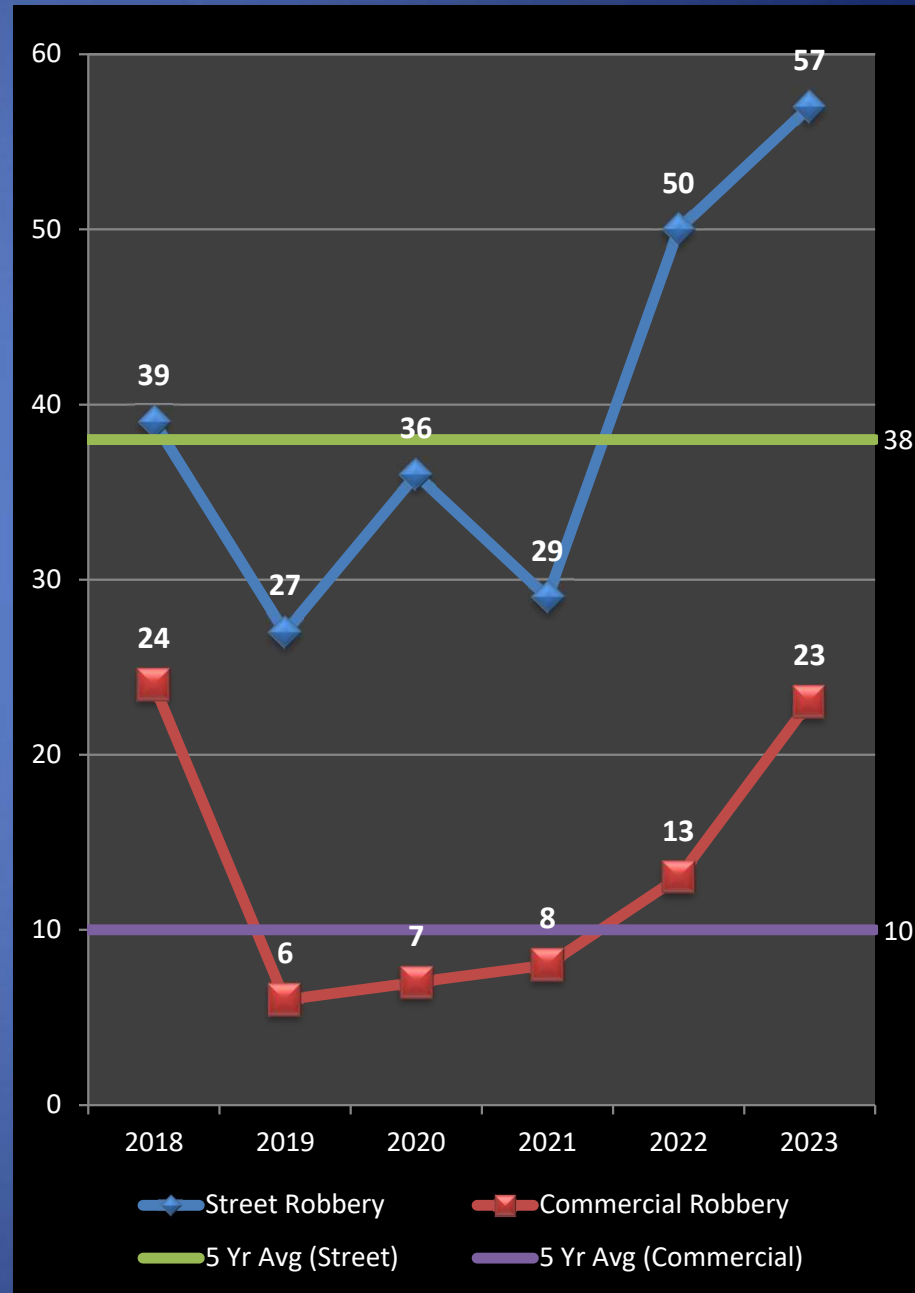
*Please note: This figure/map excludes the fatal Cambridge Police officer-involved shooting of Sayed Faisal on January 4, 2023.


Robbery

No Patterns

- The five-year average for overall robbery in Cambridge for the first seven months of the year is 48 incidents. Through July 31st of 2023, 80 robberies were recorded, which translates to a 67% increase above the projected total and a 27% incline above the 63 robberies counted through July 31st of 2022.
- Commercial robberies in 2023 increased by three incidents in July, bringing the year-to-date total to 23. This total is 77% above the 13 reported through 7/31 of last year and 130% above the five-year average of ten. Part of the increase in 2023 can be attributed to a regional pattern of armed commercial robberies involving a lone male suspect with a firearm that affected both Cambridge and Boston during the first quarter. This pattern came to an end in late March with the arrest of a Cambridge male. Many of the remaining commercial robberies this year have involved escalated shoplifting incidents at retail and drug stores across the city.
- The 57 street robberies reported year-to-date in 2023 are up 14% over the 50 reported through this time in 2022 and are up 50% over the five-year average of 38. Despite the increase, no defined street robbery patterns have emerged anywhere in Cambridge year-to-date.

Percent Change		
Last 4 Weeks	Previous Year	5-Year Average
+31%	+27%	+67%





Geographic Breakdown of Street Robberies: 1.1.23 – 7.31.23

Cambridge Police BridgeStat

July
2023

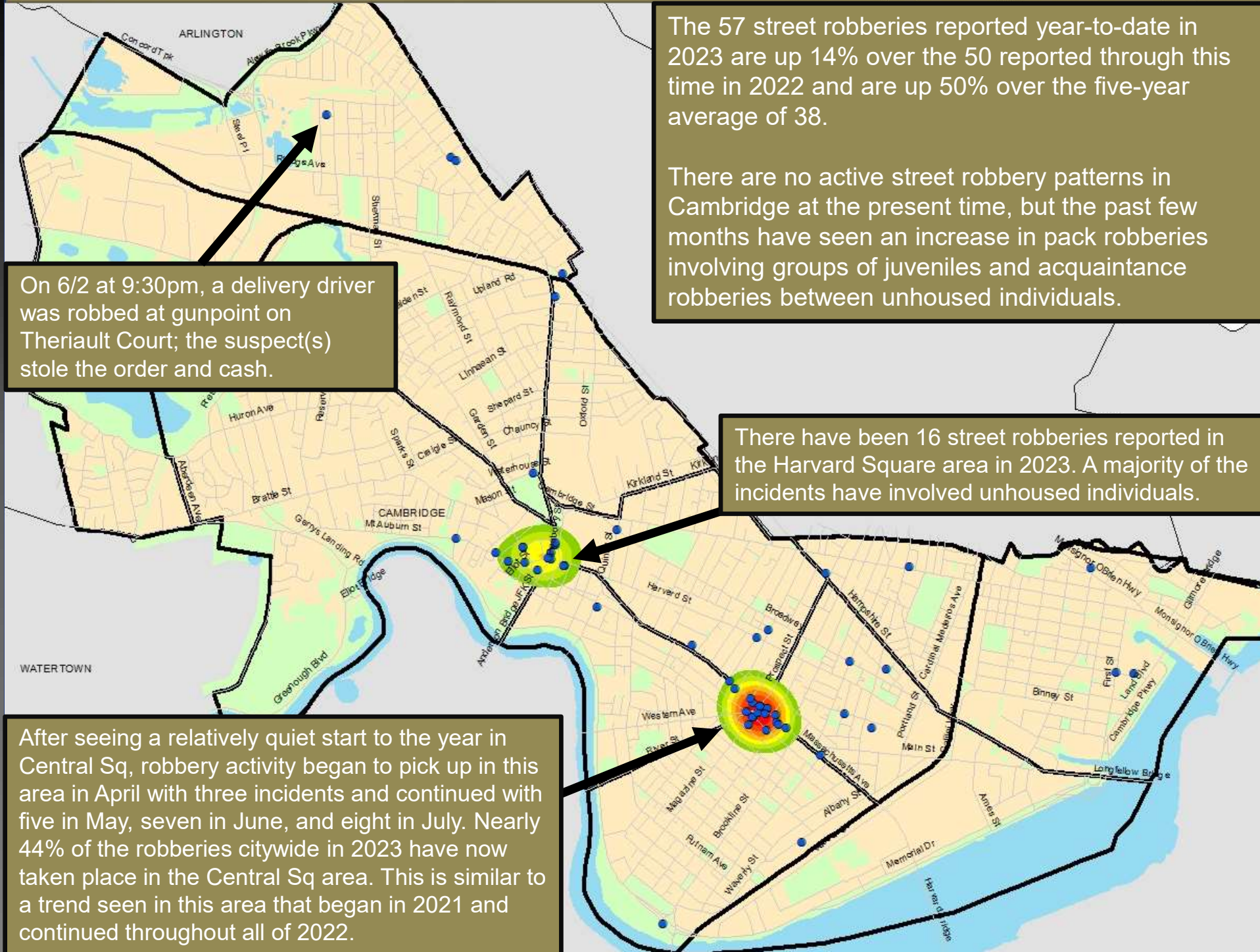
The 57 street robberies reported year-to-date in 2023 are up 14% over the 50 reported through this time in 2022 and are up 50% over the five-year average of 38.


There are no active street robbery patterns in Cambridge at the present time, but the past few months have seen an increase in pack robberies involving groups of juveniles and acquaintance robberies between unhoused individuals.

On 6/2 at 9:30pm, a delivery driver was robbed at gunpoint on Theriault Court; the suspect(s) stole the order and cash.

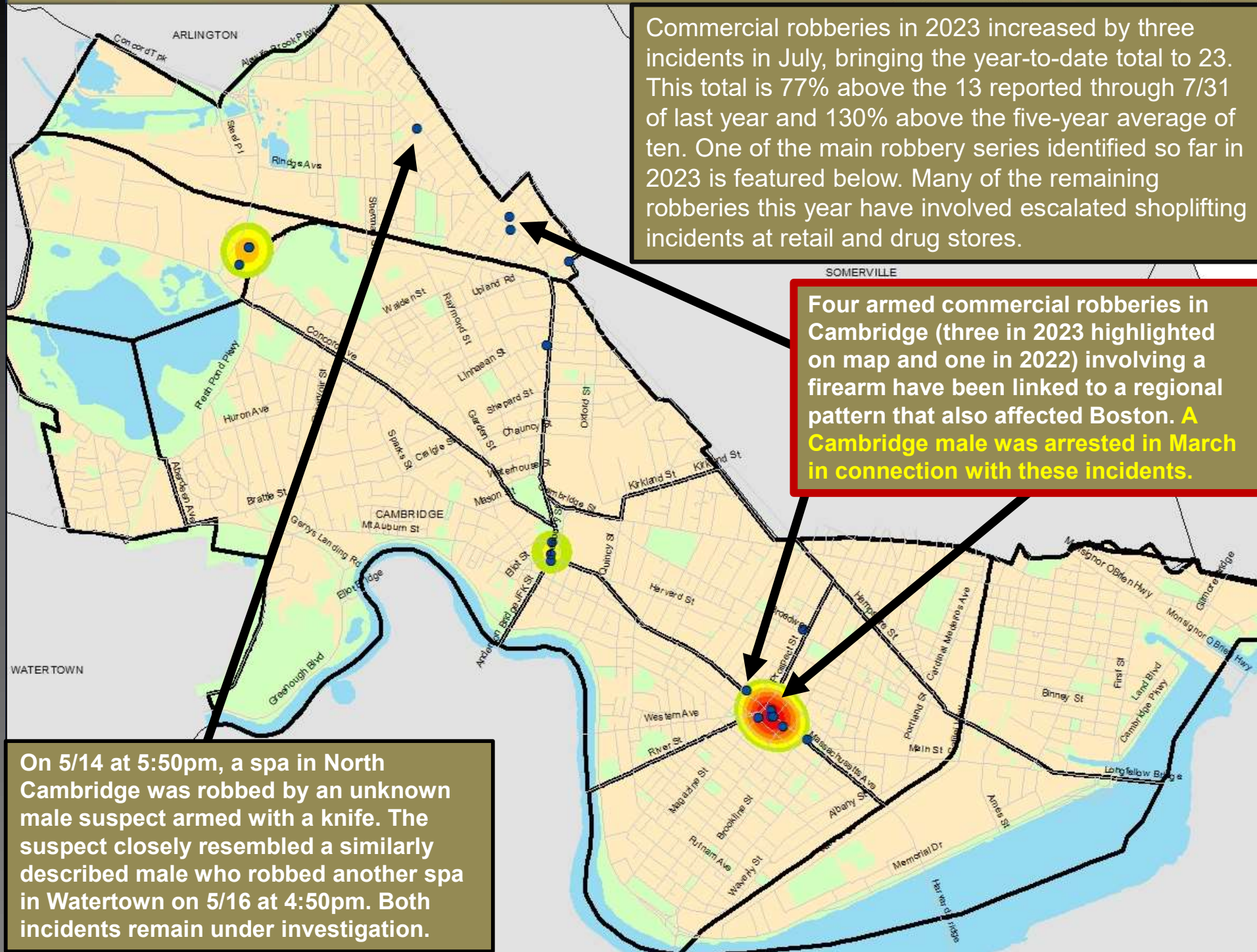
There have been 16 street robberies reported in the Harvard Square area in 2023. A majority of the incidents have involved unhoused individuals.

After seeing a relatively quiet start to the year in Central Sq, robbery activity began to pick up in this area in April with three incidents and continued with five in May, seven in June, and eight in July. Nearly 44% of the robberies citywide in 2023 have now taken place in the Central Sq area. This is similar to a trend seen in this area that began in 2021 and continued throughout all of 2022.





Geographic Breakdown of Commercial Robberies: 1.1.23 – 7.31.23





Burglary

No Patterns

- The property index crime of burglary, the combination of residential and commercial breaks, has recorded an increase of 25% through July 31st of 2023 when compared to the five-year average, with 30 additional incidents reported above the projected total of 118 breaks. When compared with last year's total of 129 incidents for the first seven months of the year, a 15% increase has been registered (up 19 incidents in 2023).
- Housebreaks year-to-date in 2023 are up by five incidents when compared to 2022 (increasing 5% from 101 to 106). June saw the largest number of housebreaks to date in 2023 with 21 reported.
 - Suspects have been arrested or otherwise identified in 26 of the housebreaks so far this year.
 - In June, two people were connected to an apartment building in the Port which has reported the largest number of breaks at one location citywide in 2023. An arrest was made in connection with one of the breaks and property linking the individuals to numerous other crimes was recovered.
- Commercial breaks for the first seven months of 2023 have risen by 14 crimes (+50%), from 28 in 2022 to 42 in 2023.
 - There were five commercial breaks in June that are believed to be related based on method of entry and the time committed. A Cambridge resident has now been charged in connection with all five incidents (see map on slide 15).

Percent Change

Last 4 Weeks

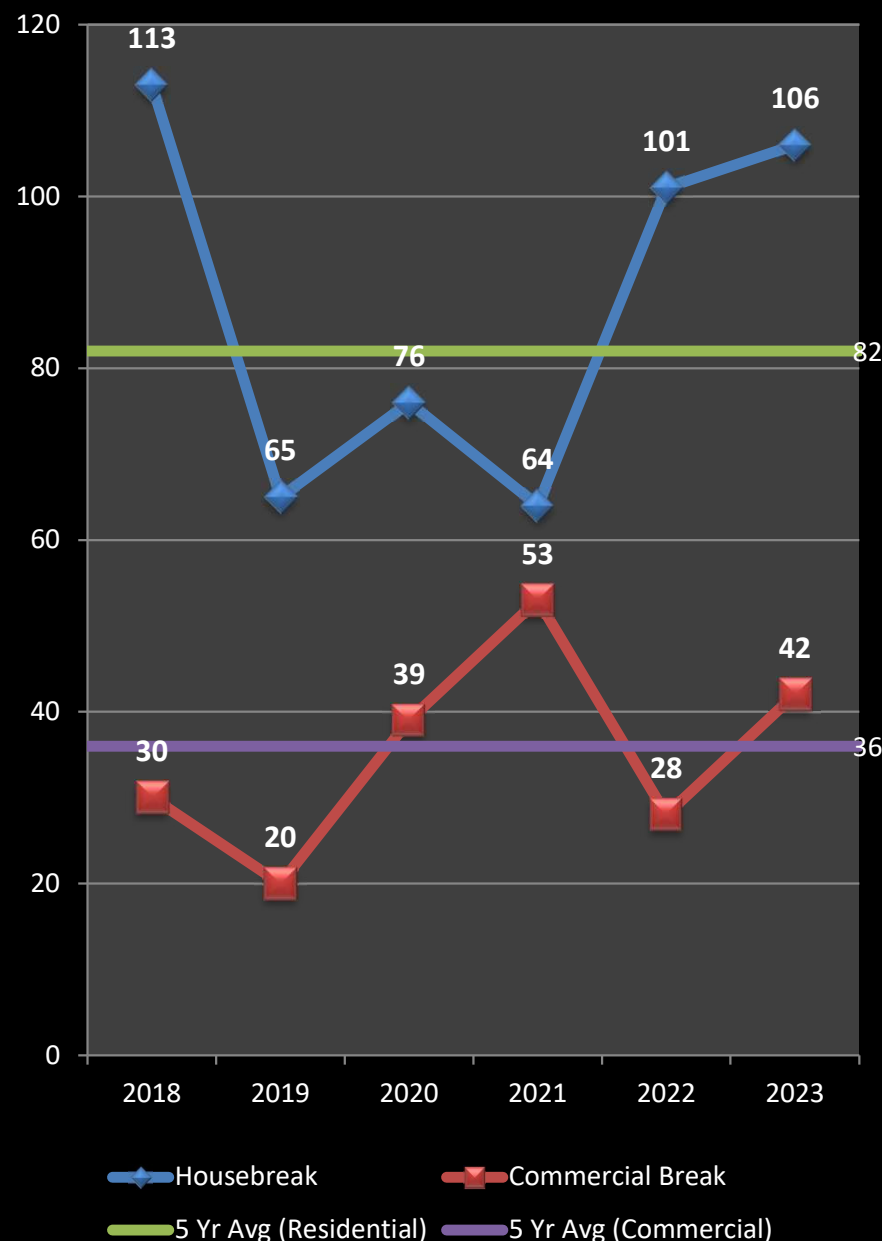
-51%

Previous Year

+15%

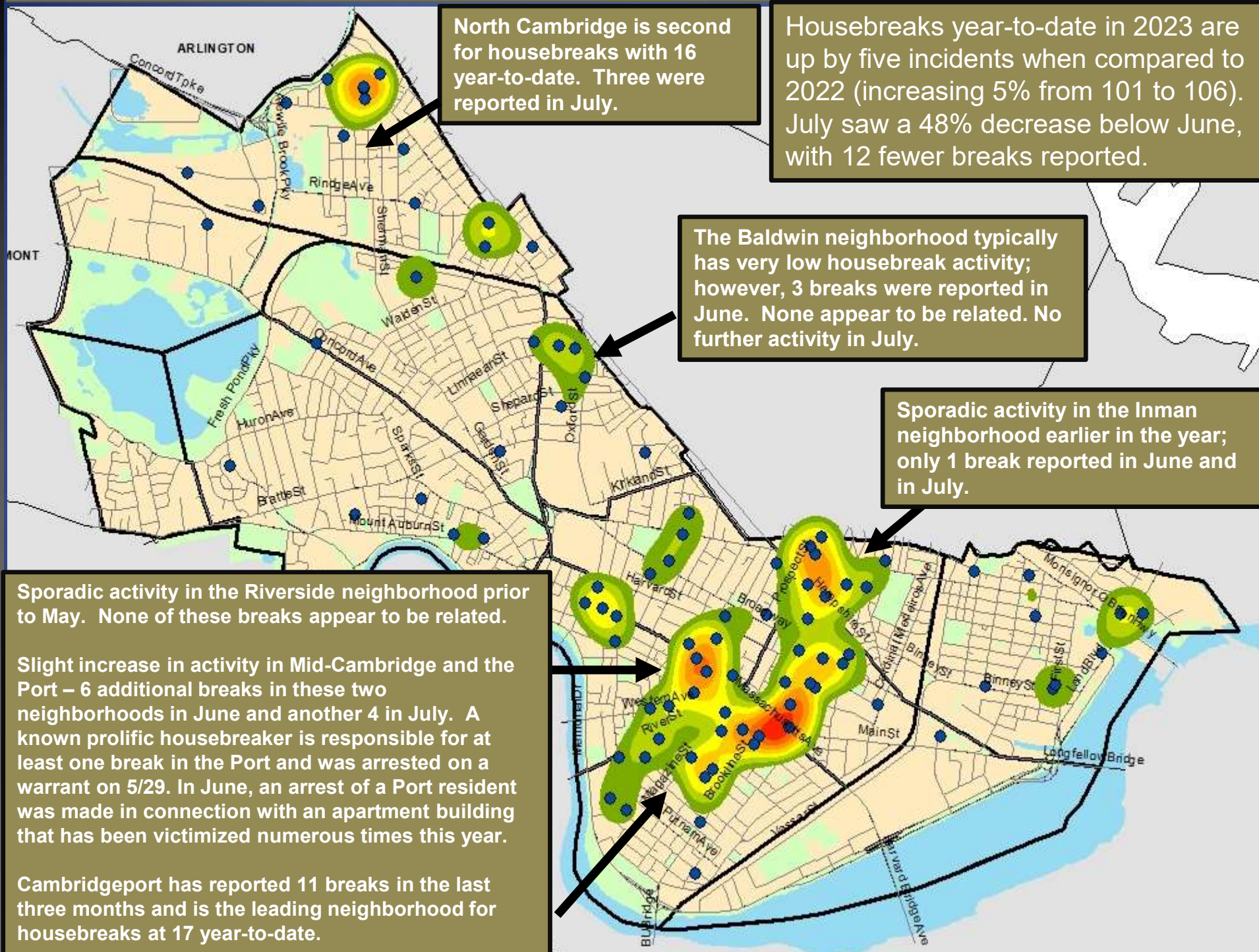
5-Year Average


+25%





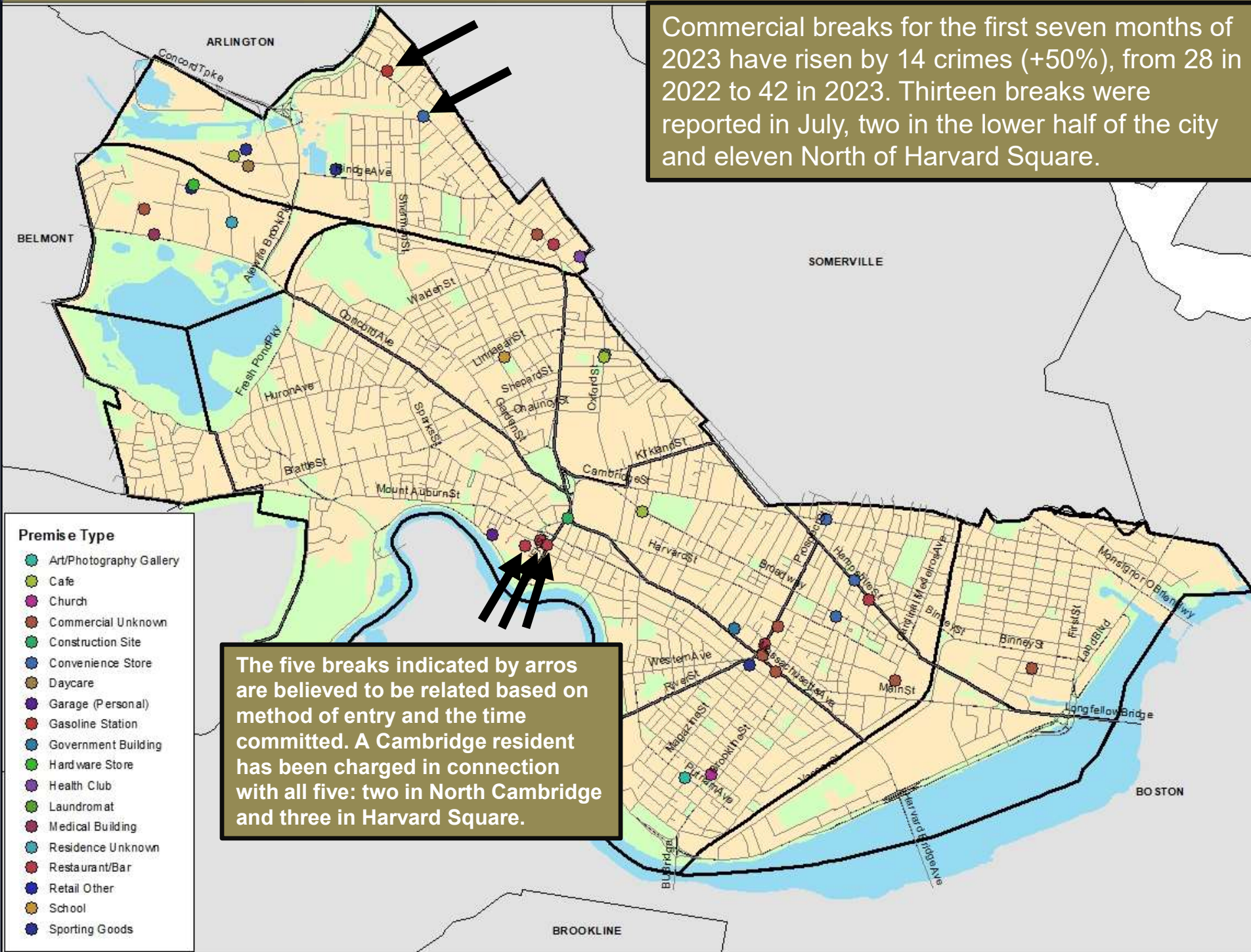
Geographic Breakdown of Housebreaks: 1.1.23 – 7.31.23





Geographic Breakdown of Commercial Breaks: 1.1.23 – 7.31.23

Commercial breaks for the first seven months of 2023 have risen by 14 crimes (+50%), from 28 in 2022 to 42 in 2023. Thirteen breaks were reported in July, two in the lower half of the city and eleven North of Harvard Square.





LARCENY

No Patterns

- Preliminary stats indicate that overall larceny through July 31st, 2023, is registering at 1,302 incidents, 25% above the same time frame in 2022. The total of 1,302 larcenies reported year-to-date in 2023 is also 26% above the 5-year average of 1,035 incidents.
- The larceny from motor vehicles total through 7/31 in 2023 is 200 incidents, 20% below the same time frame in 2022. The 200 thefts reported are 17 less than the number forecasted for 2023. The decrease in 2023 compared to last year can be attributed to a drop in catalytic converter thefts in 2023—in 2022, 89 were reported through 7/31/22, while only 21 have been reported so far this year.
- Through July 31, 2023, there were 58 larcenies from the person reported in Cambridge, down 12 incidents (-17%) compared to the same time period in 2022. The 2023 total is 9% (six incidents) below the five-year average of 64. Central Square has seen the most activity so far this year with 25 incidents.
- There were 125 larcenies from buildings reported through July 31st, 2023. This total is similar to last year with five fewer thefts reported in 2023 and is 14 additional incidents (13%) above the 5-year average. Several incidents over the last two years can be attributed to a continued trend of thefts from lockers at a local gym in Porter Sq.
- Larcenies from residences are up 59 incidents (35%) in 2023 when compared with 2022. Package thefts have made up the majority of this crime type in recent years and registered even higher than average in 2020-2022, likely due to the increased volume of deliveries during the pandemic. Package thefts have accounted for 148 (or 65%) of the 227 larcenies from residences thus far in 2023.
- There were 310 larcenies of bicycles reported through July 31st of 2023. This total is 110 incidents (+55%) above last year's total and 55 incidents (+22%) above the five-year average of 255. The warmer and less snowy weather this year when compared to 2022 may partly be a cause for the increase so far in 2023, as overall ridership may have remained higher this year.

Percent Change

Last 4 Weeks

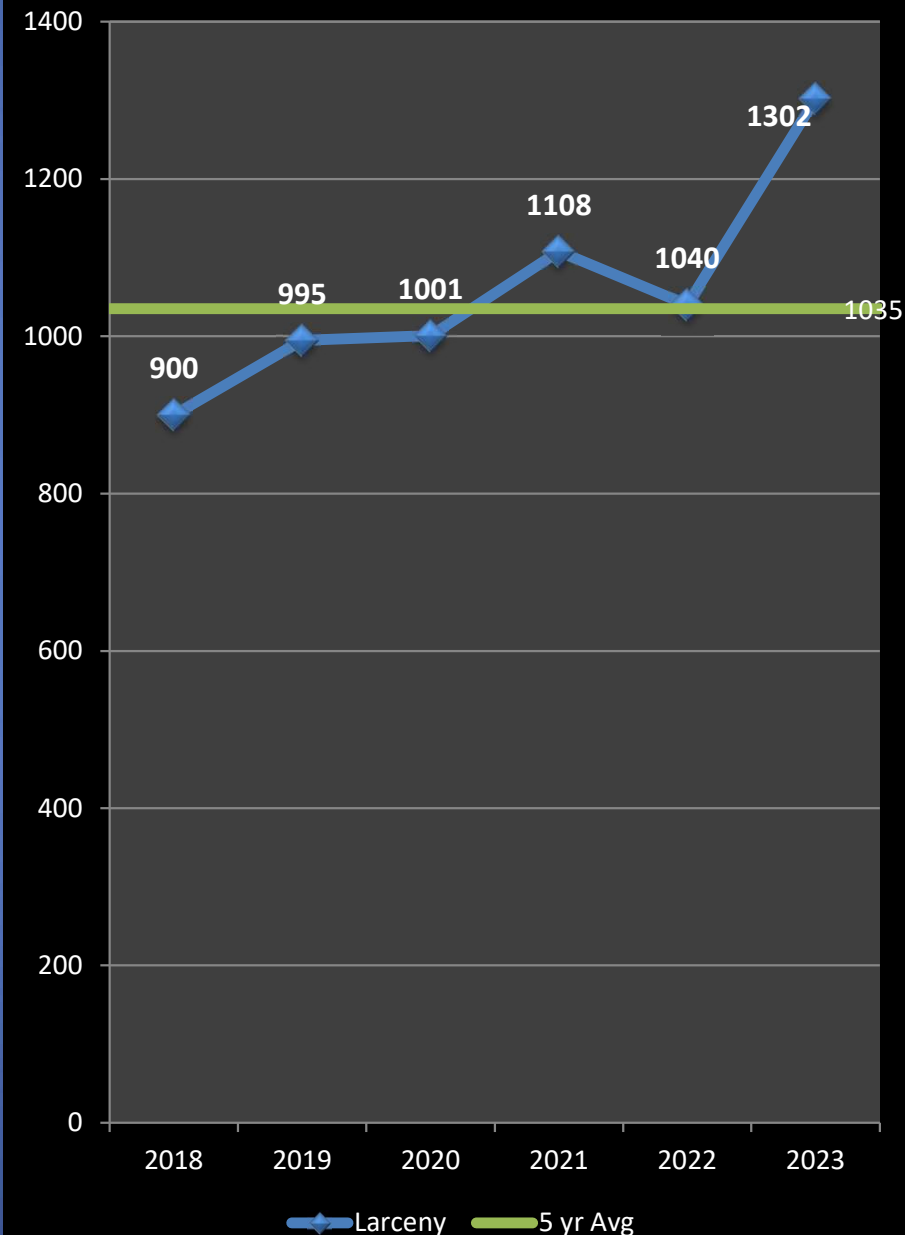
+5%

Previous Year

+25%

5-Year Average

+26%





LARCENY From MV

No Patterns

- The larceny from motor vehicle total for the first seven months of 2023 is 200 incidents, which is 20% below the total for the same time period in 2022. The 200 thefts from cars reported thus far in 2023 is 17 incidents (-8%) below the number forecasted through the first 30 weeks of 2023.
- The neighborhoods with the highest larceny from motor vehicle totals so far in 2023 are: North Cambridge (39), Peabody (31), Riverside (23), and Cambridgeport (22).
- Comparing the last four weeks (July) to the previous four (June), there was a 65% increase in larcenies from motor vehicles, with 11 additional crimes reported.
- There have been multiple larcenies from motor vehicles this year where suspects have also tampered with the ignition in an unsuccessful attempt to steal the vehicle. This can be attributed to a recent TikTok trend targeting Kia and Hyundai vehicles.
- Catalytic converter thefts became a problem in Cambridge in January of 2021. Surges continued sporadically throughout 2021 and 2022, with at least 128 reported in 2022 alone. This activity has not been as prolific in 2023, with only 21 incidents reported so far this year compared to the 89 thefts reported during the same time frame in 2022. In fact, not a single catalytic converter theft has been reported stolen in Cambridge since April. However, it remains to be seen whether this crime type will re-emerge as the year progresses.
 - The majority of the catalytic converter thefts in Cambridge have involved 2004-2009 Toyota Priuses.
 - Thus far in 2023, the majority of the catalytic converter theft activity has been reported overnight in the upper half of Cambridge, north and west of Harvard Square.

Percent Change

Last 4 Weeks

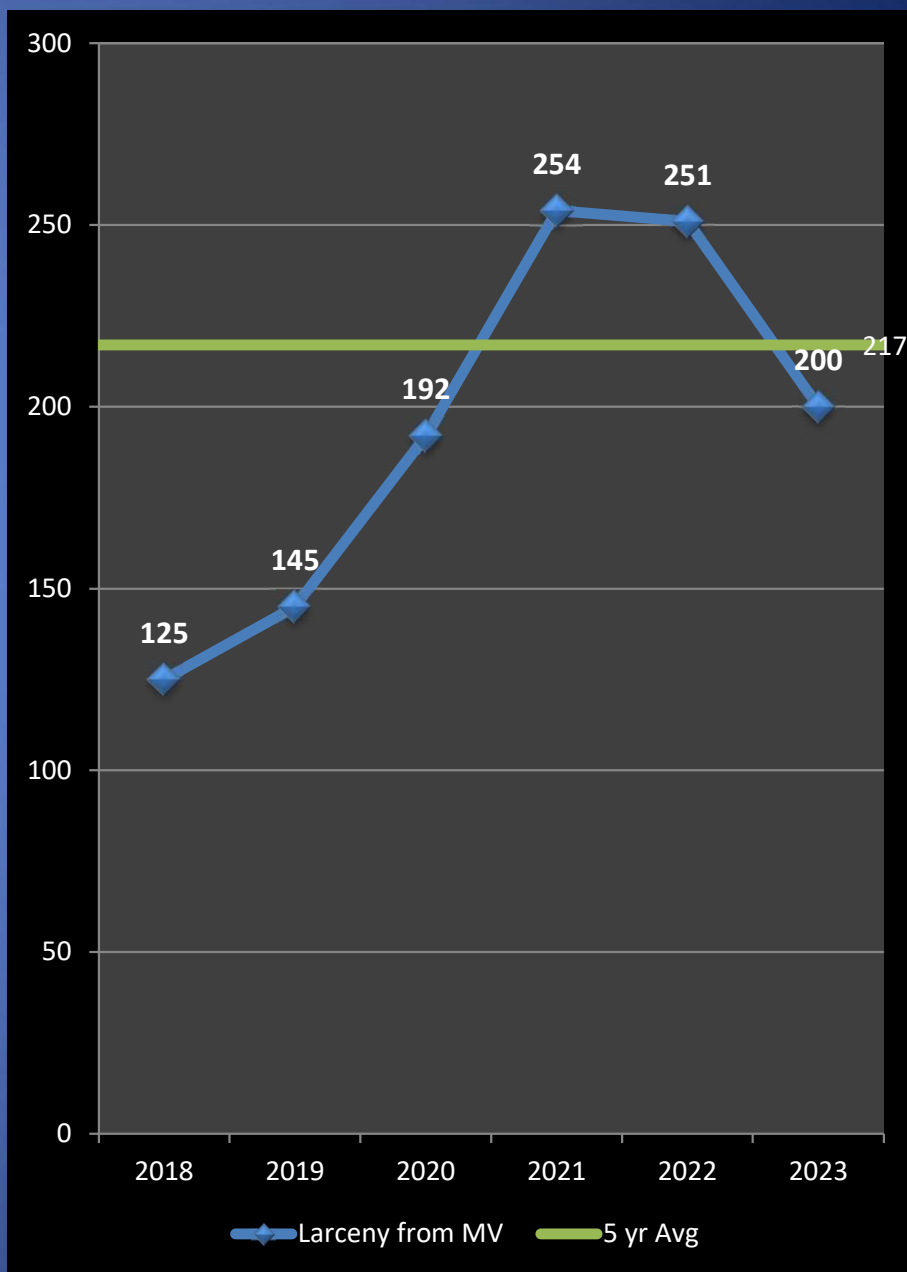
+65%


Previous Year

-20%

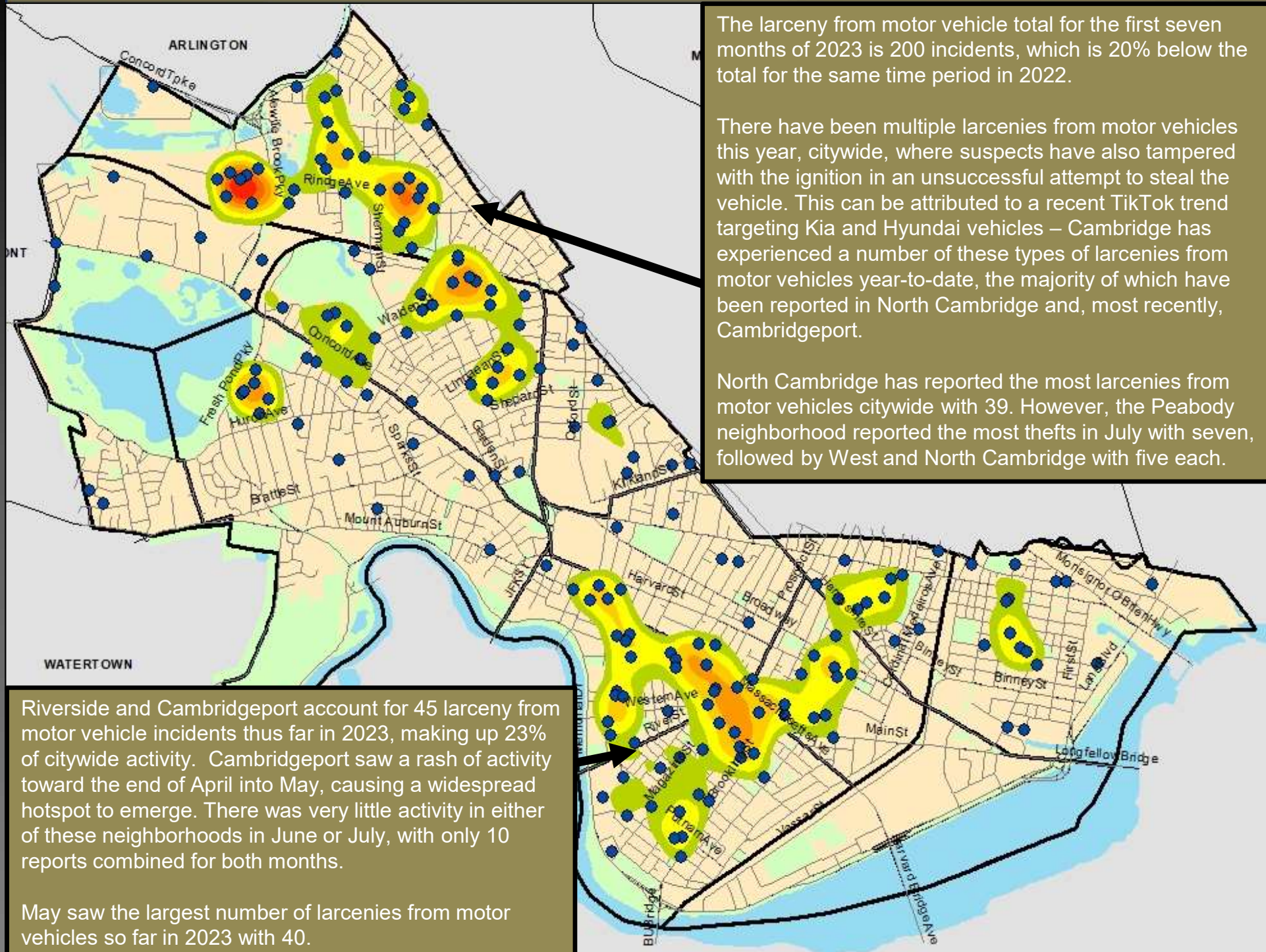
5-Year Average

-8%





Geographic Breakdown of Larceny from Motor Vehicles: 1.1.23 – 7.31.23





LARCENY *from Person*

No Patterns

- Larcenies from the person during the first seven months of 2023 decreased by 12 incidents (-17%) below the same time period in 2022 and dropped by six incidents (-9%) when comparing 2023 to the five-year average of 64. Twelve thefts were reported in the past four weeks (July), up four from the previous four weeks (June).
- Twenty-five of the 58 incidents year-to-date in 2023 took place in Central Square. The other incidents took place throughout the city, with Harvard Square registering the next largest amount with 17 thefts, followed by four in the East Cambridge/CambridgeSide area, three each in the Cambridgeport/ Riverside area, Porter Square area, and the Alewife/West Cambridge area, two in the Kendall Square/MIT area, and one in the Bay Square area. This crime type still has not fully returned to pre-COVID levels; in 2018 and 2019 numbers were registering in the high 80s – low 90s.
- In recent years, higher numbers in Central Square have mainly been due to grab-and-run situations and/or incidents that involved individuals who are unhoused whose property may have been stolen while they were asleep or otherwise distracted. Seventeen of the 25 thefts in Central Square thus far in 2023 have fallen into these categories.

Percent Change

Last 4 Weeks

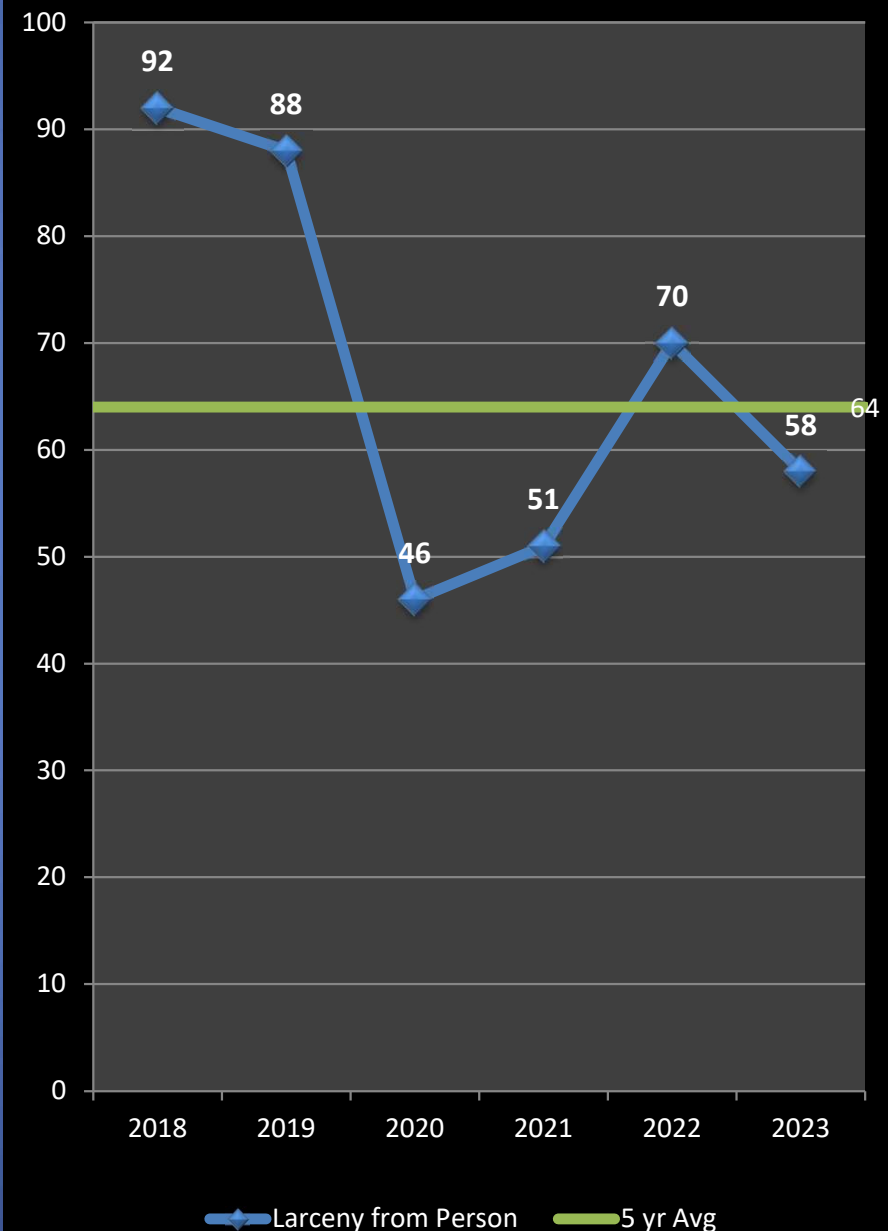
+50%

Previous Year

-17%

5-Year Average

-9%

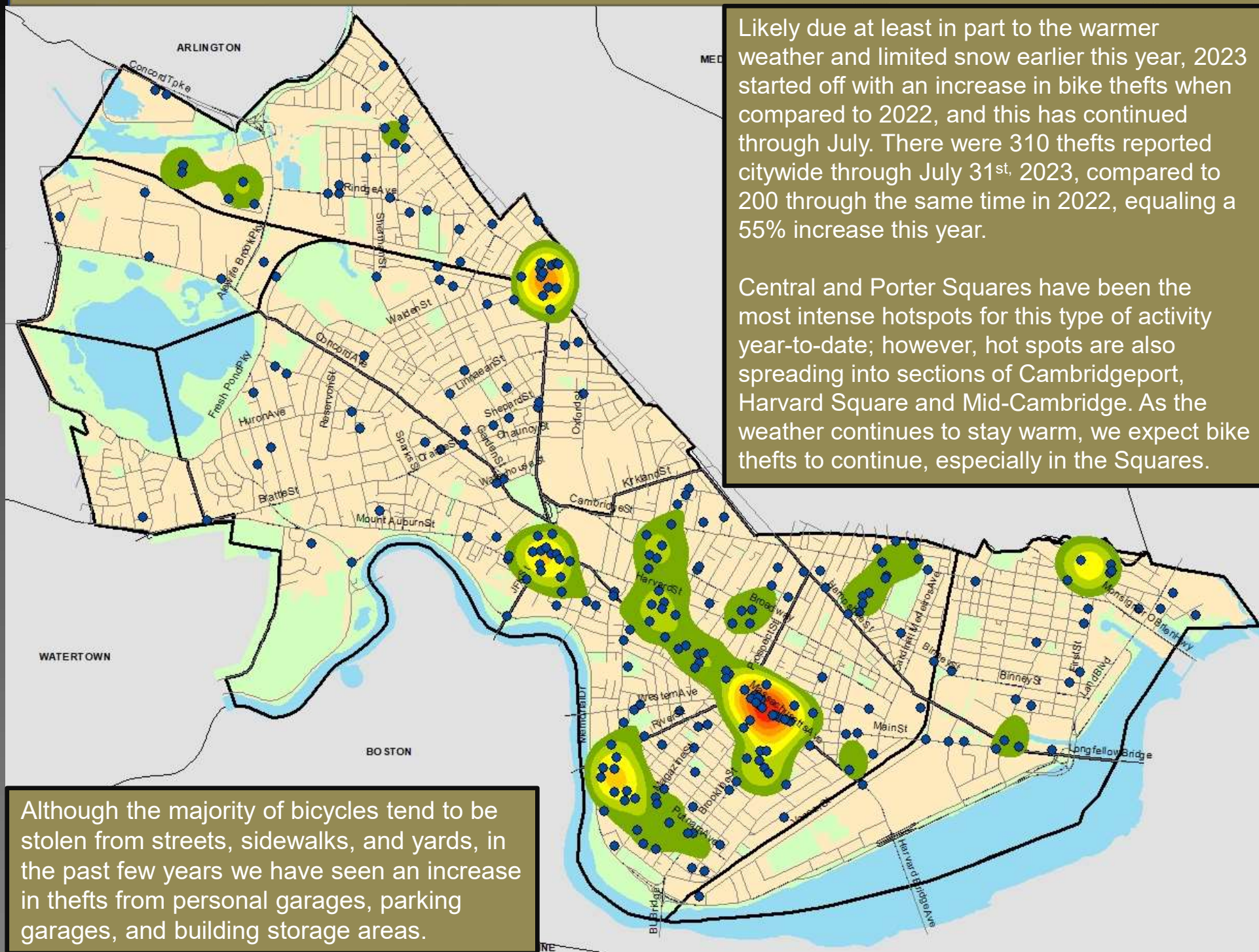




Year	Larceny of Bicycle	5 yr Avg
2018	131	255
2019	238	255
2020	275	255
2021	350	255
2022	200	255
2023	310	255



Geographic Breakdown of Larceny of Bicycles: 1.1.23 – 7.31.23



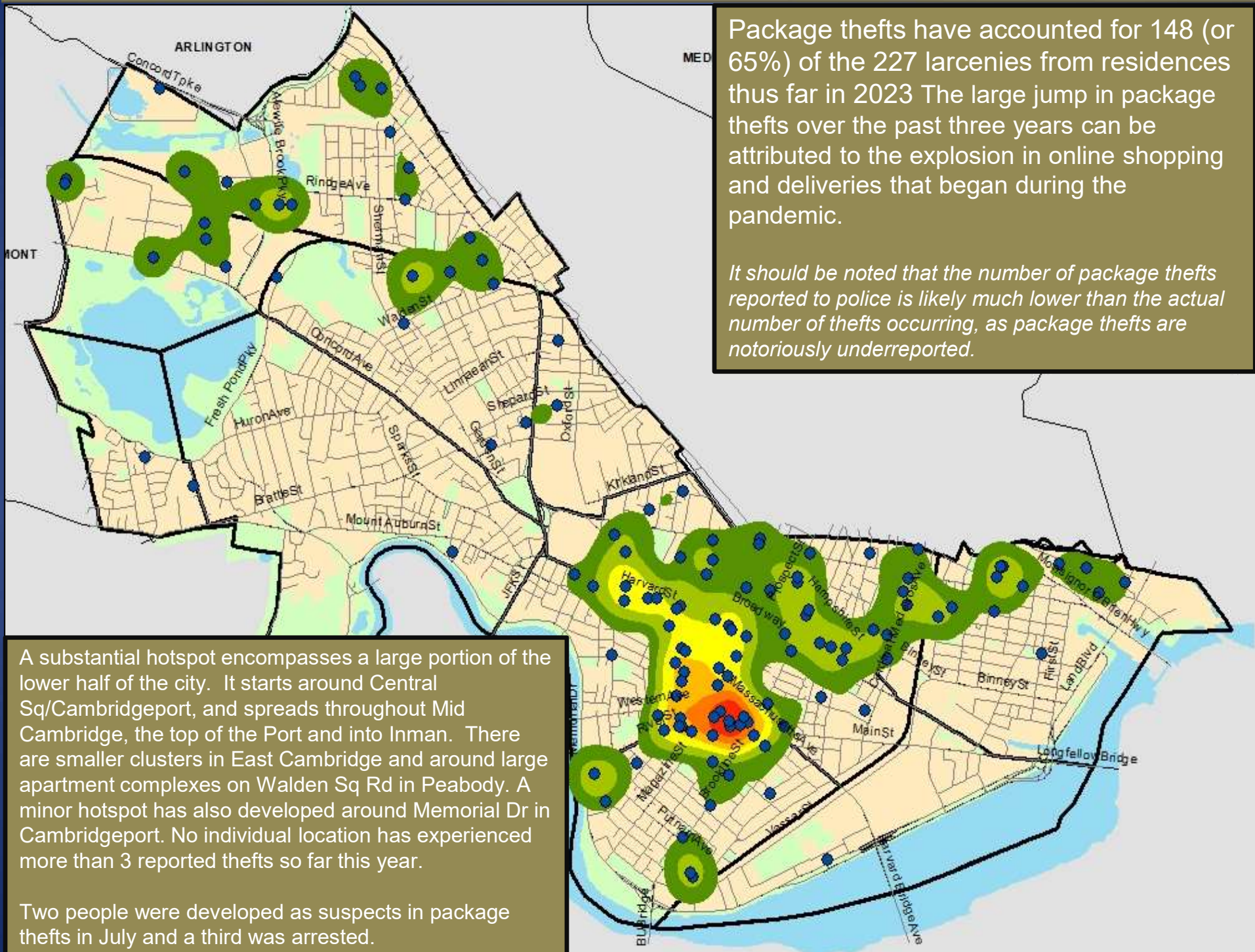
Likely due at least in part to the warmer weather and limited snow earlier this year, 2023 started off with an increase in bike thefts when compared to 2022, and this has continued through July. There were 310 thefts reported citywide through July 31st, 2023, compared to 200 through the same time in 2022, equaling a 55% increase this year.

Central and Porter Squares have been the most intense hotspots for this type of activity year-to-date; however, hot spots are also spreading into sections of Cambridgeport, Harvard Square and Mid-Cambridge. As the weather continues to stay warm, we expect bike thefts to continue, especially in the Squares.

Although the majority of bicycles tend to be stolen from streets, sidewalks, and yards, in the past few years we have seen an increase in thefts from personal garages, parking garages, and building storage areas.

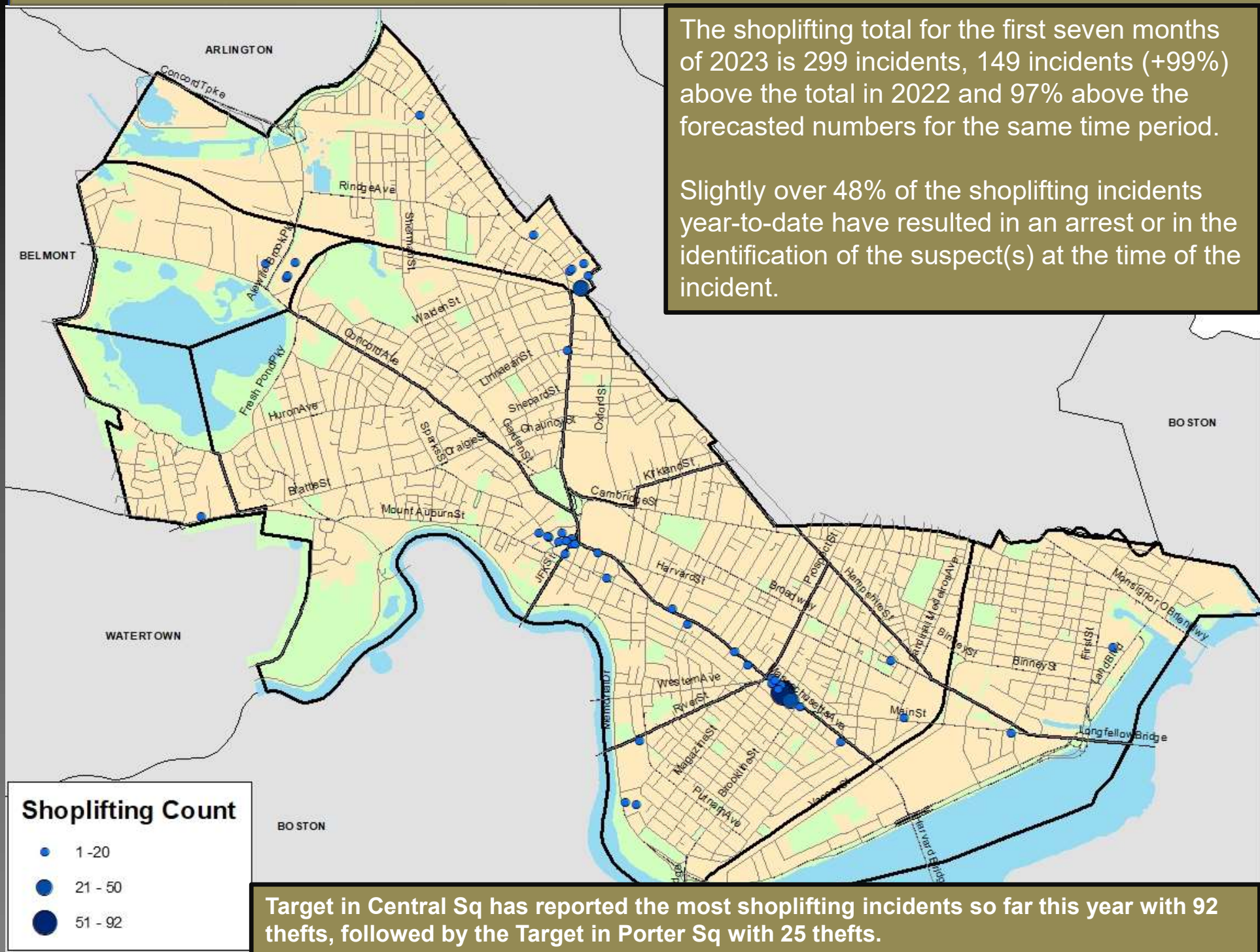


Geographic Breakdown of Package Thefts: 1.1.23 – 7.31.23





Geographic Breakdown of Shoplifting: 1.1.23 – 7.31.23





AUTO THEFT

No Patterns

- The five-year weighted average for auto thefts through July 31st is 66, and with 90 reported so far in 2023, Cambridge has experienced an increase of 36% above the expected total. Auto thefts in 2023 are also up 2% above last year's total of 88 through July 31st.
- When comparing the most recent four weeks (July) to the previous four weeks (June), auto thefts increased by 62%, with 8 more incidents reported in July than in June.
- The neighborhood breakdown for auto theft totals so far in 2023 is as follows: North Cambridge – 14; East Cambridge – 12; Cambridgeport – 11; The Port and Inman/Harrington, – 9 each; Riverside and West Cambridge – 7 each; the Highlands and Mid-Cambridge – 6 each; Baldwin and Peabody – 4 each; and Strawberry Hill – 1.
- There have been multiple thefts reported so far in 2023 where the operator left the vehicle unlocked and running in order to warm up the vehicle, deliver a package, or grab food. When the victim returned, the vehicle was gone.
- Eight of the twenty-two thefts in July involved that of a two wheeled vehicle.
- There is an emerging trend in Cambridge and regionally of Kia and Hyundai thefts due to a recent TikTok trend targeting these vehicles. There have been at least ten of these thefts in Cambridge so far in 2023, as well as multiple breaks into these model cars, as mentioned on the Larceny from Motor Vehicle map on slide 18.
- Forty-four of the 90 vehicles reported stolen so far in 2023 have been recovered to date.

Percent Change

Last 4 Weeks

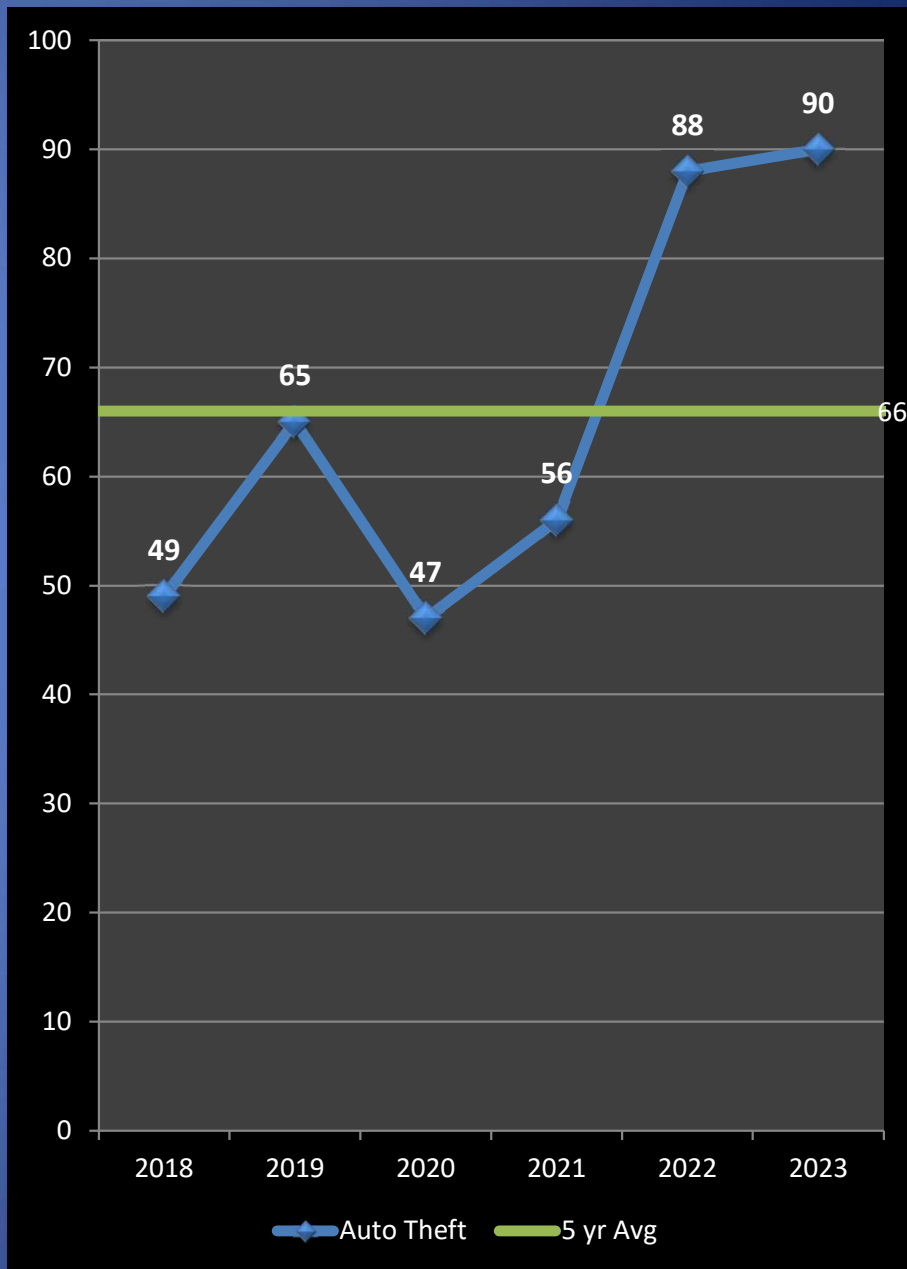
+62%

Previous Year

+2%

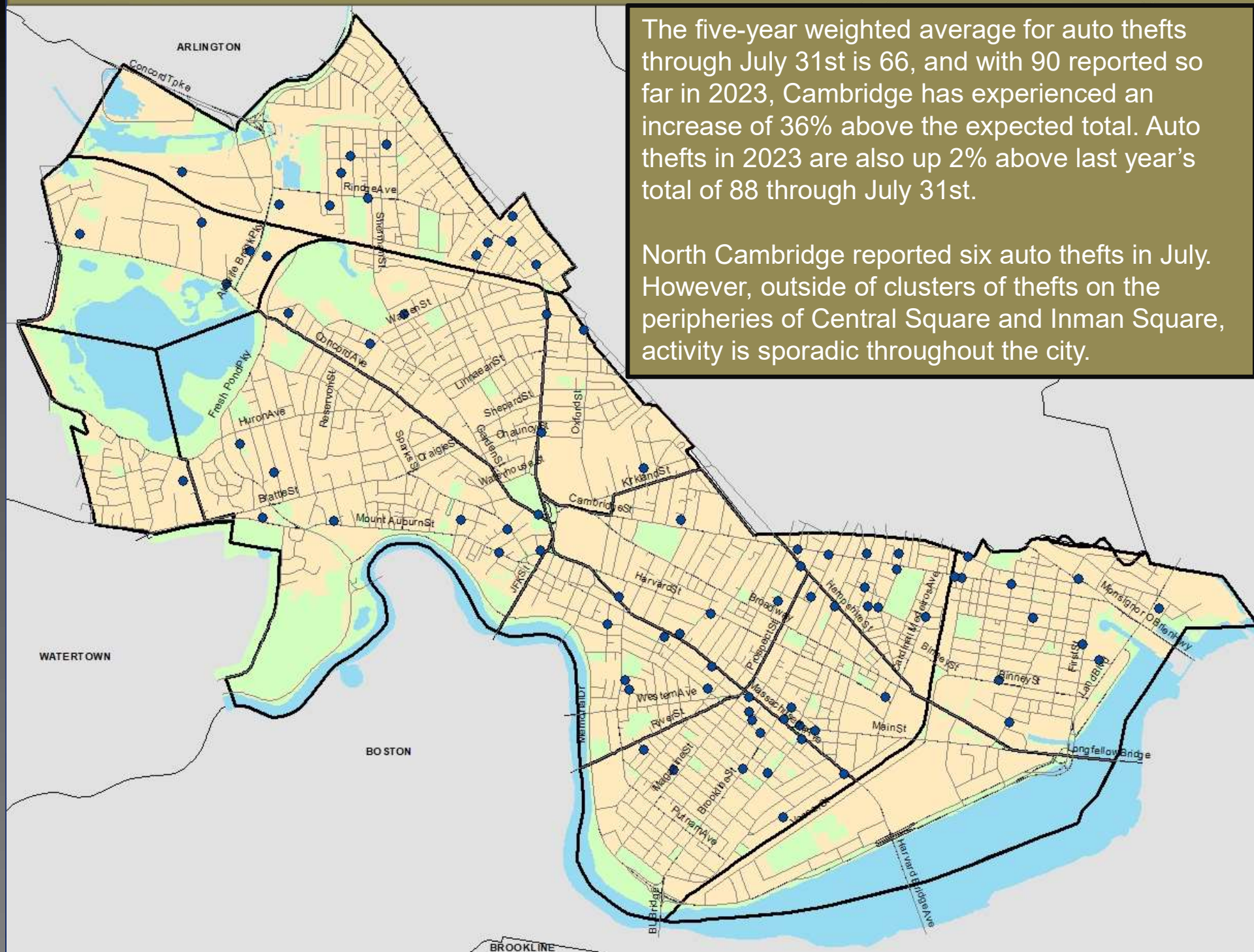
5-Year Average

+36%





Geographic Breakdown of Auto Theft: 1.1.23 – 7.31.23





Help Prevent Crime

And keep yourself informed!

To receive information from the CPD:

- Sign up with for the **Cambridge Alert Network**, to receive alerts about emerging crime patterns, neighborhood meetings, and crime prevention tips, by visiting www.CambridgeMa.gov/AlertNetwork.
- “Like” the Cambridge Police Department on Facebook at www.facebook.com/CambridgePolice
- Follow [@CambridgePolice](https://twitter.com/CambridgePolice) on Twitter.
- Visit our website at www.CambridgePolice.org for valuable information and reports including the Daily Log and BridgeStat, which is published on the first Friday of every month.
- Download our “MyPD” smartphone app at www.CambridgePolice.org/MyPD.

To Share Information with the CPD:

- Call our Non-Emergency Telephone Number at **617-349-3300**.
 - Every call for service generates a police response, so help drive our resources by reporting things that seem suspicious or out of the ordinary.
- Send an Anonymous TEXT-A-TIP:
 - Send an ANONYMOUS text message to **Tip411 (847411)**. Begin your message with Tip650 and then type your message. You will receive a response from the Cambridge Police with the option to continue communicating. Please remember that this is not a replacement for 9-1-1. **If you witness an emergency situation, please call 9-1-1 immediately.**
- Send an Anonymous Crime Tip E-Mail at www.CambridgePolice.org/Tips