



# Cambridge Police Department BridgeStat

August 2022

Produced by the Crime Analysis Unit

# Part I Total Crime

A review of serious crime incidents reported over the first eight months of 2022 reveals a slight increase of 3% in the Part One Index total for Cambridge when compared with the same time period in 2021. Through August 29<sup>th</sup> of this year, there were 1,716 serious crimes reported in the City. For the same time period in 2021, the combined total for Murder, Rape, Robbery, Aggravated Assault, Burglary, Larceny & Auto theft was 1,673 incidents, 43 fewer than this year. When measured against the five-year average, an 8% increase in the crime index has been reported.

Further analysis of the crime totals for the first eight months of 2022 indicates that violent crimes leaped upward 29% when compared with 2021, with 56 additional crimes reported. A review of violent crimes reveals that there were: zero homicides, 24 rapes, 68 robberies and 157 aggravated assaults reported over the first 34 weeks of 2022. Meanwhile, property crime decreased 1% with 13 fewer crimes counted through August 29<sup>th</sup>.

Two target crimes have recorded major increases this year, with street robberies leaping from 31 incidents to 56 crimes and housebreaks from 74 reports to 112 incidents, when comparing the first eight months of 2022 with that of the same time frame last year. The 39% decrease in larcenies of bicycles and the 11% drop in thefts from residences when compared with the first 34 weeks of 2021 are the key trend indicators identified so far in 2022 that have kept the overall crime index at a minor increase.

When analyzing the serious crime totals of August of 2022 versus the previous month of July, there has been a modest rise of 3% in the number of index incidents with six more crimes reported. A key indicator this month was the 33% increase in larceny from residences.

	<u>4 Week Snapshot</u>			<u>Year to Date</u>			<u>Five Year</u>	
	7/5/22 - 8/1/22	8/2/22 - 8/29/22	Change	2021	2022	Change	Avg	Change
<b>Total Violent Crime</b>	<b>37</b>	<b>26</b>	<b>-30%</b>	<b>193</b>	<b>249</b>	<b>29%</b>	<b>194</b>	<b>28%</b>
<b>Total Property Crime</b>	<b>192</b>	<b>209</b>	<b>9%</b>	<b>1480</b>	<b>1467</b>	<b>-1%</b>	<b>1396</b>	<b>5%</b>
<b>Total Part I Crime</b>	<b>229</b>	<b>235</b>	<b>3%</b>	<b>1673</b>	<b>1716</b>	<b>3%</b>	<b>1589</b>	<b>8%</b>



# Part I Property Crime

Analysis of property crime totals for the first eight months of 2022 points to a 1% decline when measured against the 2021 totals and a 5% jump above the five-year average, with 13 fewer incidents below the total for the first 34 weeks of last year and 71 crimes above the forecasted number of 1,396.

Two of the major property crime categories recorded significant declines when measured against the first eight months of 2021. Notably there has been a 39% reduction in larceny of bicycles, which is down 154 incidents from the high total of 394 bike thefts through August 29<sup>th</sup> of 2021. Commercial Breaks also registered a sharp dip of 39% for the first eight months of the year.

	<u>4 Week Snapshot</u>			<u>Year to Date</u>			<u>Five Year</u>	
	7/5/22 - 8/1/22	8/2/22 - 8/29/22	Change	2021	2022	Change	Avg	Change
<b>Burglary</b>	<b>14</b>	<b>18</b>	<b>29%</b>	<b>131</b>	<b>147</b>	<b>12%</b>	<b>134</b>	<b>10%</b>
Commercial Break	6	7	17%	57	35	-39%	44	-20%
Housebreak	8	11	38%	74	112	51%	90	24%
<b>Larceny</b>	<b>157</b>	<b>172</b>	<b>10%</b>	<b>1275</b>	<b>1213</b>	<b>-5%</b>	<b>1193</b>	<b>2%</b>
Larceny (Misc)	6	7	17%	33	52	58%	29	79%
Larceny from Building	15	14	-7%	87	143	64%	121	18%
Larceny from MV	34	32	-6%	310	283	-9%	226	25%
Larceny from Person	7	8	14%	60	76	27%	77	-1%
Larceny from Residence	33	44	33%	244	216	-11%	205	5%
Larceny of Bicycle	39	39	0%	394	240	-39%	330	-27%
Larceny of Plate	2	2	0%	20	18	-10%	14	29%
Larceny of Services	0	1	IN-CALC	3	11	267%	8	38%
Shoplifting	21	25	19%	124	174	40%	183	-5%
<b>Auto Theft</b>	<b>21</b>	<b>19</b>	<b>-10%</b>	<b>74</b>	<b>107</b>	<b>45%</b>	<b>69</b>	<b>55%</b>
<b>Total Property Crime</b>	<b>192</b>	<b>209</b>	<b>9%</b>	<b>1480</b>	<b>1467</b>	<b>-1%</b>	<b>1396</b>	<b>5%</b>



# Part I Violent Crime

From January 1<sup>st</sup> to August 29<sup>th</sup> of 2022, there were 249 violent crimes recorded in Cambridge, 56 more (+29%) than the first eight months of 2021, and 55 (+28%) above the 194 incidents forecasted for the first eight months of the year.

There were 24 rapes recorded in Cambridge during the first eight months of 2022, while there were 18 reported during the same time period in 2021. The trend observed during Covid of a high percentage of aggravated assaults occurring in Central Square and peripheral side streets has continued in 2022 with 56 of the 157 citywide reports occurring in this area. The street robbery total has climbed from 31 incidents over the first 34 weeks of 2021 to 56 (+81%) through August 29<sup>th</sup> of 2022. This total is also 21 incidents (60%) above the forecasted total of 35 street robberies for this time period.

The last murder in Cambridge took place on March 27<sup>th</sup>, 2021. In that incident, a fatal shooting occurred at approximately 12:40 a.m. on Pemberton Street. The victim was reportedly located unconscious outside his vehicle by a passerby who called 911. The victim was transported to Mount Auburn Hospital where he later died. The victim has been identified as Xavier Louis-Jacques, 19, of Cambridge. The investigation is ongoing.

	4 Week Snapshot			Year to Date			Five Year	
	7/5/22 - 8/1/22	8/2/22 - 8/29/22	Change	2021	2022	Change	Avg	Change
Homicide	0	0	IN-CALC	1	0	IN-CALC	1	-100%
Rape	1	2	100%	18	24	33%	18	33%
Robbery	11	5	-55%	41	68	66%	48	42%
Commercial Robbery	2	0	-100%	10	12	20%	12	0%
Street Robbery	9	5	-44%	31	56	81%	35	60%
Aggravated Assault	25	19	-24%	133	157	18%	127	24%
Total Violent Crime	37	26	-30%	193	249	29%	194	28%





# MURDER

*No Patterns*

- There has not been a murder recorded in Cambridge during the first eight months of 2022.
- Seventeen months ago, on Saturday 3/27/21, there was a fatal shooting that occurred at approximately 12:40 a.m. on Pemberton Street. The victim was reportedly located unconscious outside his vehicle by a passerby who called 911. The victim was transported to Mount Auburn Hospital where he later died. The victim has been identified as Xavier Louis-Jacques, 19, of Cambridge. The investigation is ongoing. Zero murders have been reported in Cambridge since this incident.
- On April 23, 2020, Jose Bermudez was arrested for the fatal daylight stabbing of 33-year-old Danilo Perez in Central Square on April 14. Bermudez and Perez were both part of the homeless community and were known to each other. Bermudez is being held without bail. This was the first homicide reported in Cambridge since January of 2019 and it ended up being the only homicide recorded in 2020.
- There was one murder in Cambridge in 2019. The Middlesex DA's Office and the Cambridge Police are asking for public assistance regarding the ongoing investigation into the fatal incident that occurred in the New Street area of Danehy Park around 6:30PM on the night of January 2<sup>nd</sup>, 2019. This incident is being investigated as a homicide. The preliminary investigation suggests that the victim, 60-year-old Paul Wilson, died as a result of blunt force trauma and that robbery does not appear to have been the motive.

## Percent Change\*

Last 4 Weeks

0%

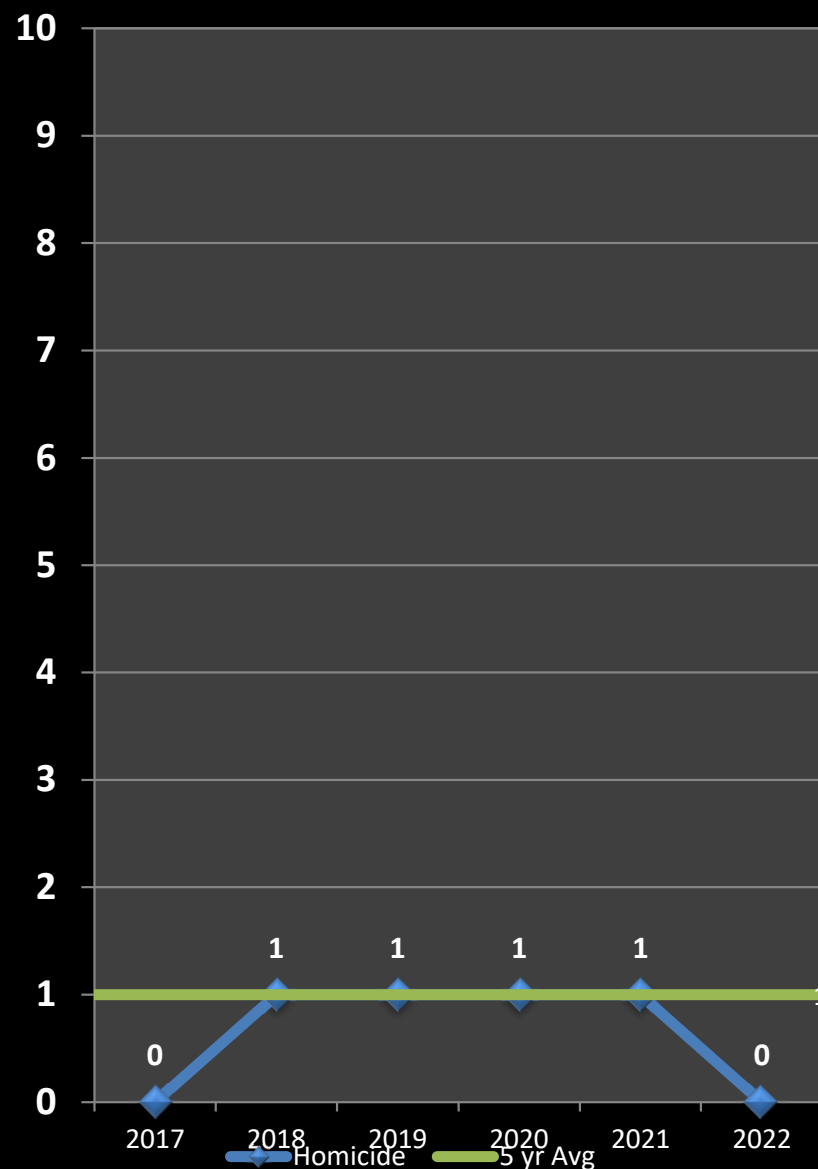
Previous Year

-100%

5-Year Average

-100%

\*IN -CAL: Percentages are not calculated for numbers so small as to present a statistically misleading percentage.





# RAPE

*No Patterns*

- There were 24 rapes reported in Cambridge during the first eight months of 2022, while there were 18 incidents reported through August 29<sup>th</sup> of 2021. The 24 rapes so far in 2022 have been categorized as 11 acquaintance incidents, five blitz scenarios, four domestic incidents, three contact assaults, and a home invasion. One of the blitz incidents did result in an arrest.
- Final counts indicate that there were 36 rapes reported in 2021, nine more than were reported in 2020. That total was also nine incidents above the five-year average of 27 crimes.
- The sexual assaults in 2021 were classified as 11 domestic situations, 17 involving acquaintances as the predator, five contact incidents, and three blitz scenarios that remain under investigation.
- The total number of reported rapes tends to fluctuate from year to year, but the number of stranger-to-stranger rapes reported each year in Cambridge—typically between one and five—remains extremely low.

## Percent Change\*

Last 4 Weeks

**+100%**

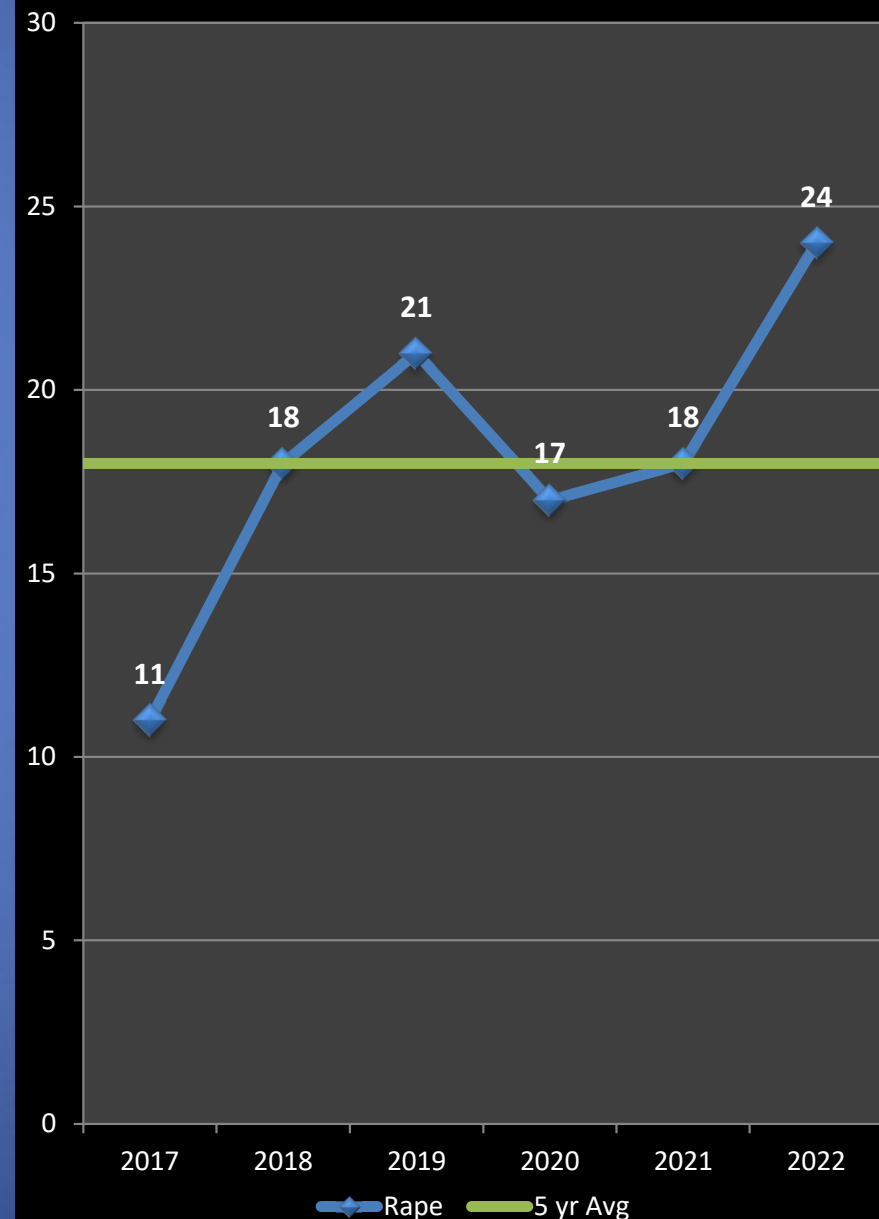
Previous Year

**+33%**

5-Year Average

**+33%**

\*IN -CAL: Percentages are not calculated for numbers so small as to present a statistically misleading percentage.





## AGGRAVATED ASSAULT

### *No Patterns*

- The total of 157 aggravated assaults reported through August 29<sup>th</sup> of 2022 is 24 crimes (+18%) above the total for the first eight months of 2021, and 30 incidents (+24%) above the forecast of 127 crimes for the five-year average.
- The 157 aggravated assaults reported over the first eight months of this year were composed of the following classifications: 38 domestic altercations; 28 unprovoked scenarios; 16 road rage incidents; 14 assaults between unhoused individuals; 13 assaults between acquaintances; 10 shop owner/patron assaults; 10 juvenile-related assaults; 9 affrays; 7 psychotic episodes; 5 assaults on police officers; 3 drug deals that went awry; 2 workplace assaults; 1 landlord/ neighbor assault and 1 bar/alcohol.
- The trend observed during the Covid period of a high percentage of aggravated assaults occurring in and around the periphery of Central Square has continued in 2022 with 56 of the 157 citywide reports in this area. There were four individuals arrested in July in connection with an early morning stabbing and a late evening double stabbing that took place in Central Sq on July 10, 2022.
- There have been 9 confirmed shots fired incidents in Cambridge through Aug. 31, 2022. The first shooting with injuries this year was recorded on 8/19/22 when two teenage males from Cambridge were non-fatally shot at Hoyt Field. Through the same time period in 2021, there were 5 shots fired incidents and 7 shootings with injuries reported in Cambridge (including the last recorded homicide). See map on slide 9 for more info.

### Percent Change

Last 4 Weeks

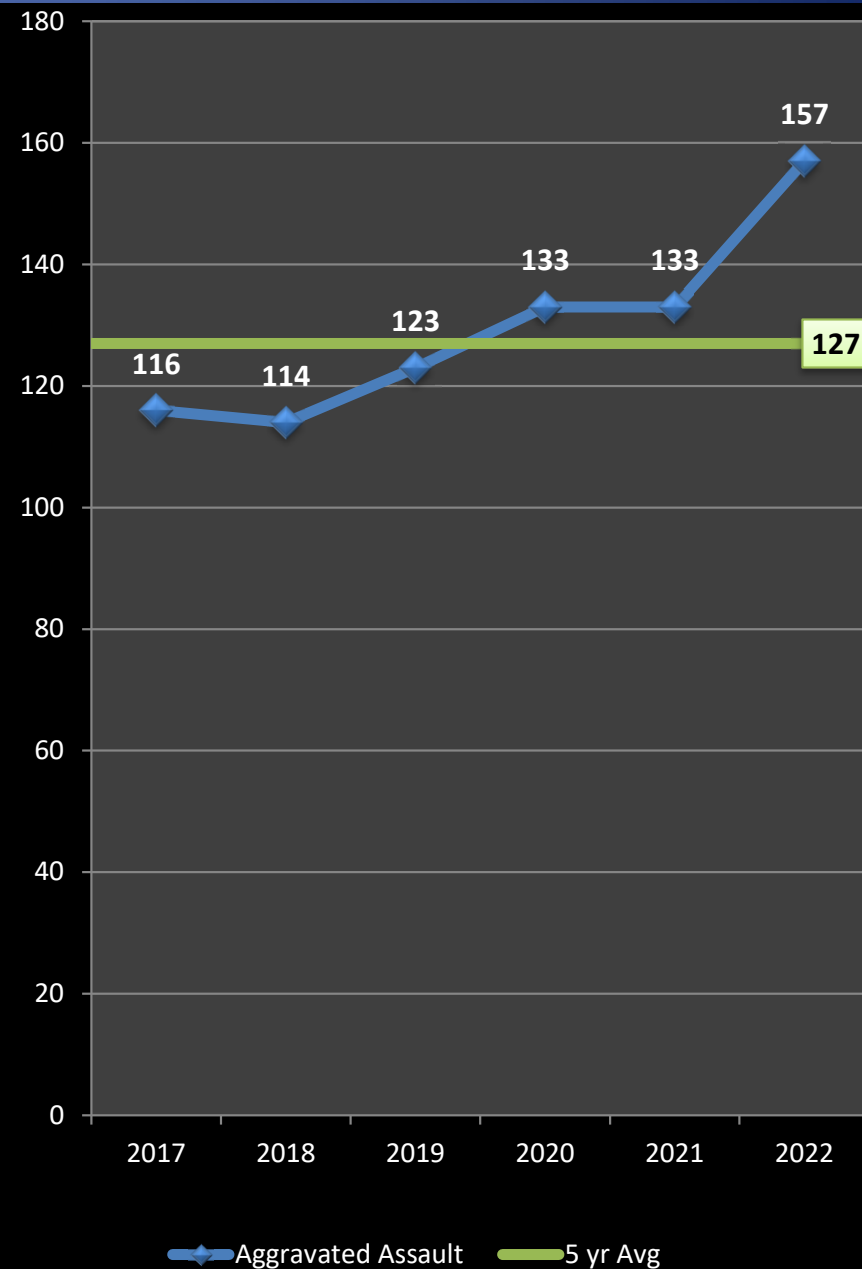
**-24%**

Previous Year

**+18%**

5-Year Average

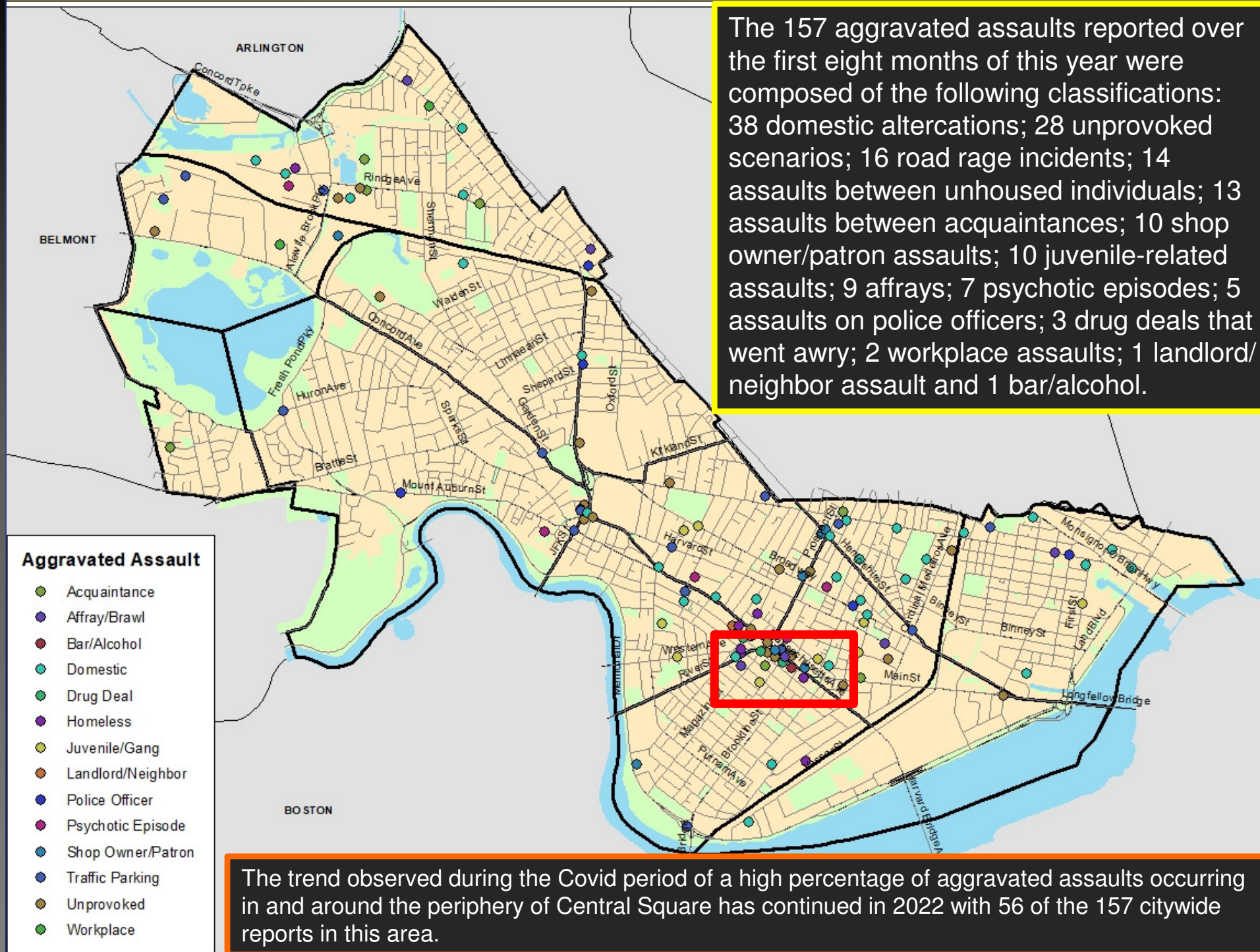
**+24%**







# Geographic Breakdown of Larceny of Aggravated Assaults: 1.1.22 – 8.29.22







## Confirmed Shots Fired and Shootings in Cambridge: 1.1.22 – 8.29.22

There have been nine confirmed shots fired incidents in Cambridge through 8.29.22, one of which resulted in non-fatal injuries. Through the same time period in 2021, there were five shots fired incidents and seven shootings with injuries reported in Cambridge (including the last recorded homicide).

**Shots Fired** on 7.30 at 2:30am  
Church St  
No ShotSpotter alert. Ballistic evidence and a firearm recovered. No injuries reported. One male from Reading arrested.

**Shots Fired** on 8.27 at 12:33am  
Magee St & Putnam Ave  
ShotSpotter alert. Multiple shell casings recovered. No injuries reported.

**Shots Fired** on 1.19 at 5:05pm  
River St & Putnam Ave  
No ShotSpotter alert. Multiple shell casings recovered. No injuries reported.

**Shooting** on 8.19 at 10:32pm  
Hoyt Field  
ShotSpotter alert. Multiple shell casings recovered. 18-year-old male and 19-year-old male, both from Cambridge, suffered non-fatal injuries.

**Shots Fired** on 1.6 at 12:53pm  
Pine St & School St  
No ShotSpotter alert. Multiple shell casings recovered. No injuries reported.

**Shots Fired** on 2.15 at 7:20pm  
Windsor St & Harvard St  
ShotSpotter alert. Multiple shell casings recovered. No injuries reported.

**Shots Fired** on 6.18 at 12:30pm  
Hurley St & First St  
No ShotSpotter alert. Multiple shell casings recovered. No injuries reported. Three males, two from Boston and one from Somerville, arrested.

**Shots Fired** on 7.3 at 2:55pm  
Mass Ave & Douglass St  
ShotSpotter alert. Ballistic evidence recovered. No injuries reported.

**Shots Fired** on 3.11 at 5:35pm  
Windsor St near School St  
ShotSpotter alert. Ballistic evidence recovered. No injuries reported.

### Shooting Type

- Shooting w/ Victim(s)
- Shots Fired (no victims)



# Robbery

## No Patterns

- The five-year average for overall robbery in Cambridge for the first eight months of the year is 48 incidents. Through August 29<sup>th</sup> of 2022, 68 robberies were recorded, which translates to a 42% increase above the projected total and a 66% spike above the 41 robberies counted during the first 34 weeks of 2021.
- There have been 12 commercial robberies committed in Cambridge over the first eight months of this year, two more (+20%) than in 2021. There have been three bank robberies at the same bank in Harvard Square since April 27<sup>th</sup>. The two incidents in June involved an arrest during a shoplifting escalation on Broadway and a bank robbery arrest on Alewife Brook Pkwy. Both of the commercial robberies during July involved shoplifting escalations at a convenience store and a department store. One resulted in an arrest and a suspect was identified in the second. There were no commercial robberies recorded in Cambridge during August of 2022.
- The street robbery total leaped from 31 incidents over the first eight months of last year to 56 (+81%) through August 29<sup>th</sup> of 2022. This total is also 21 incidents above the forecasted total of 35 street robberies for the first eight months of the year. Thirty-five of these street robberies have been concentrated in and around the periphery of Central Square, with the predominant scenario involving a few predatory suspects stealing cell phones/personal belongings from unhoused individuals around the Square. This continues a trend that emerged over the last few months of 2021. Otherwise, no discernable patterns have emerged with this increase.

### Percent Change

Last 4 Weeks

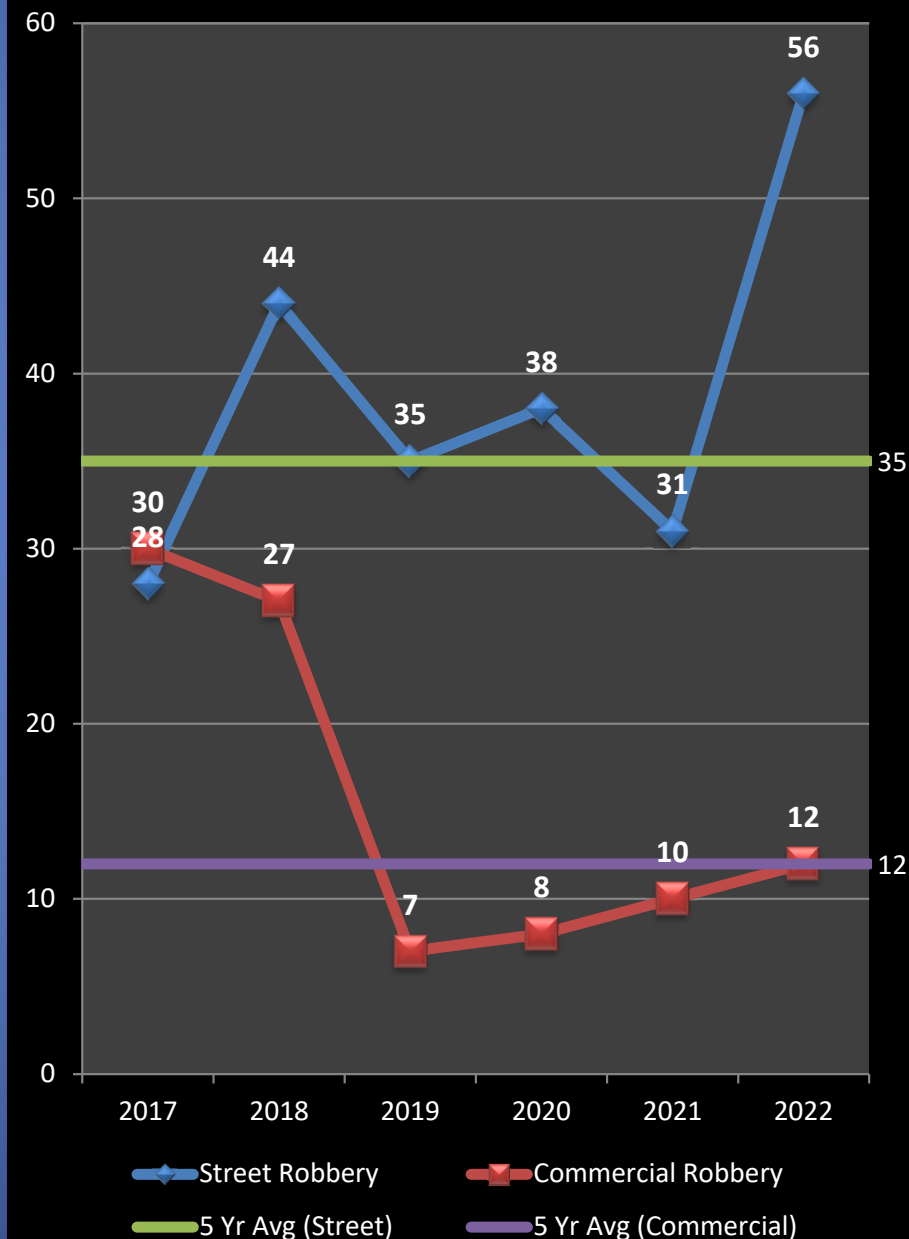
-55%

Previous Year

+66%

5-Year Average

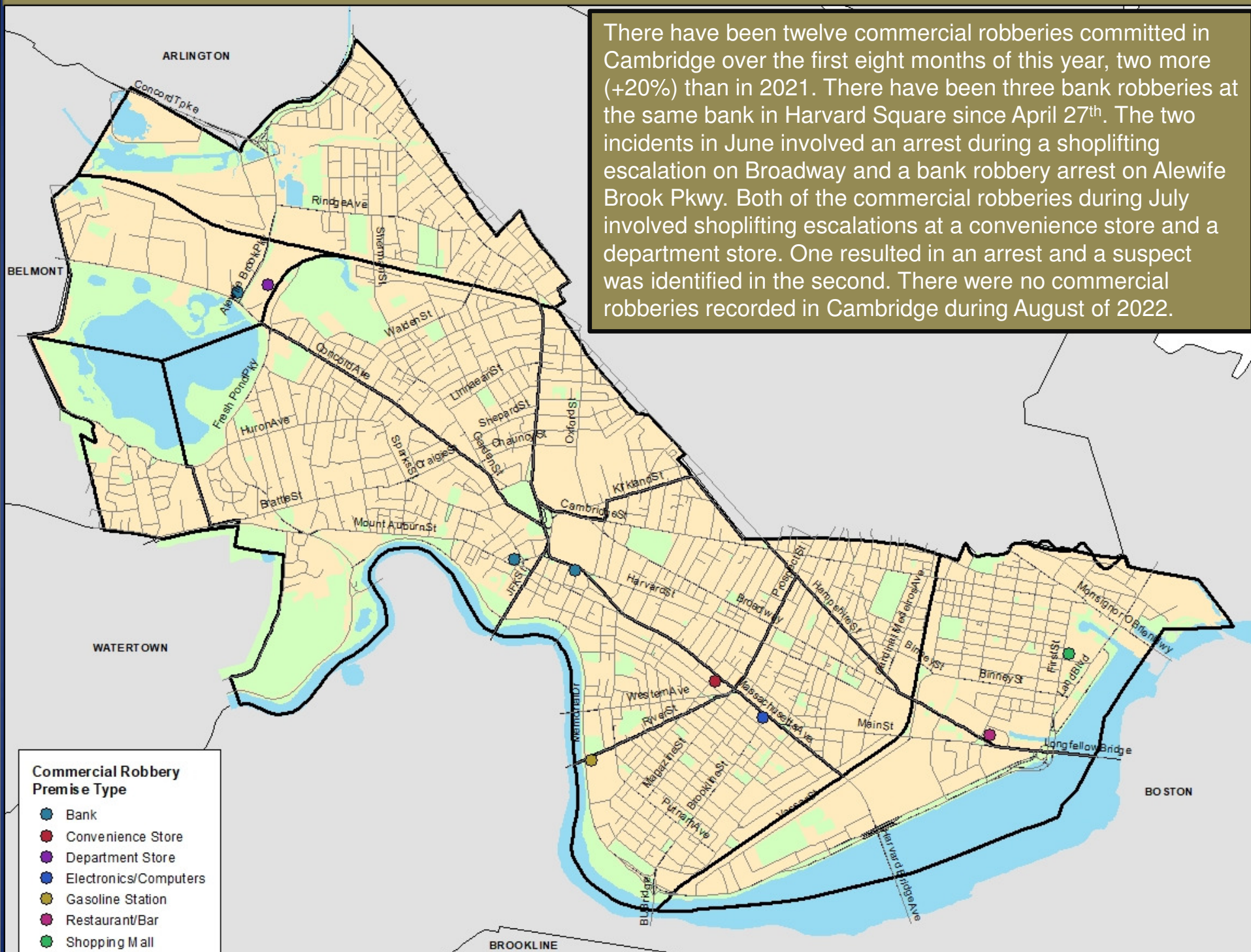
+42%







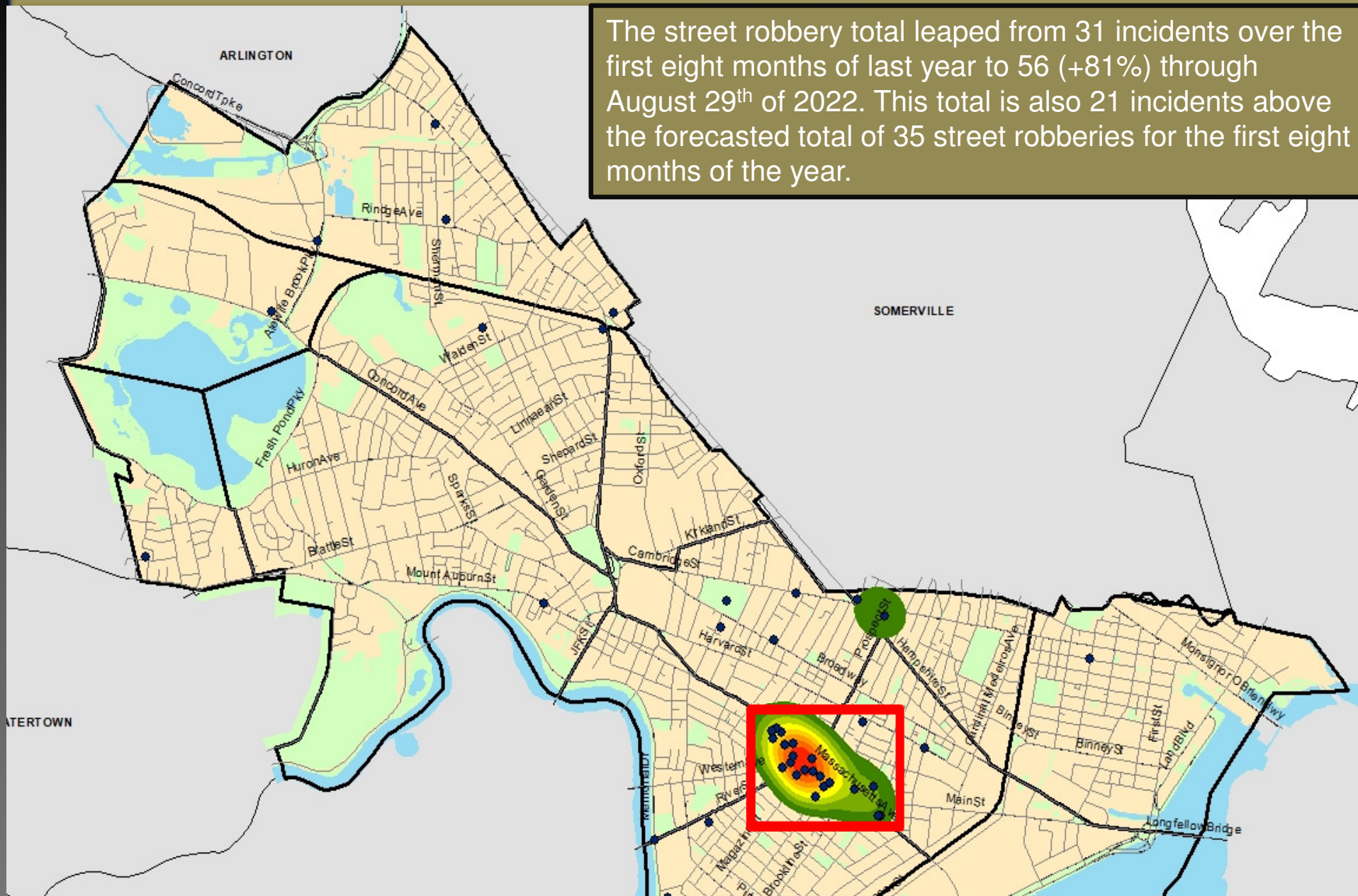
# Geographic Breakdown of Commercial Robberies: 1.1.22 – 8.29.22





## Geographic Breakdown of Street Robberies: 1.1.22 – 8.29.22

The street robbery total leaped from 31 incidents over the first eight months of last year to 56 (+81%) through August 29<sup>th</sup> of 2022. This total is also 21 incidents above the forecasted total of 35 street robberies for the first eight months of the year.



Thirty-five of these street robberies have been concentrated in and around the periphery of Central Square, with the predominant scenario involving a few predatory suspects stealing cell phones/personal belongings from unhoused individuals around the Square. This continues a trend that emerged over the last few months of 2021. Otherwise, no discernable patterns have emerged with this increase.





# Burglary

*No Patterns*

- The property index crime of burglary, the combination of residential and commercial breaks, has recorded a conservative increase of 10% with 13 additional incidents during the first eight months of 2022 when compared to the five-year average projected total of 134 breaks, and a 12% rise when compared with 2021 through August 29<sup>th</sup>, 2022.
- Housebreaks over the first eight months of 2022 have risen 51% over the same time period in 2021, with 112 incidents reported this year compared to the 74 recorded over the first 34 weeks of 2021. There was a minor increase in housebreaks from July to August of this year with three additional incidents reported. A series of nighttime breaks along the Arlington and Belmont borders appears to have been curtailed with the arrest of a career housebreaker in a neighboring town in late July.
- There have been 35 commercial breaks reported in the first eight months of 2022, which is nine incidents (-20%) below the 44 crimes forecasted for the first 34 weeks of the year. After nearly 18 months of registering increases during the Covid period, this target crime is registering a decrease of 39% below last year's total through August 29<sup>th</sup> with 22 fewer incidents recorded.

## Percent Change

Last 4 Weeks

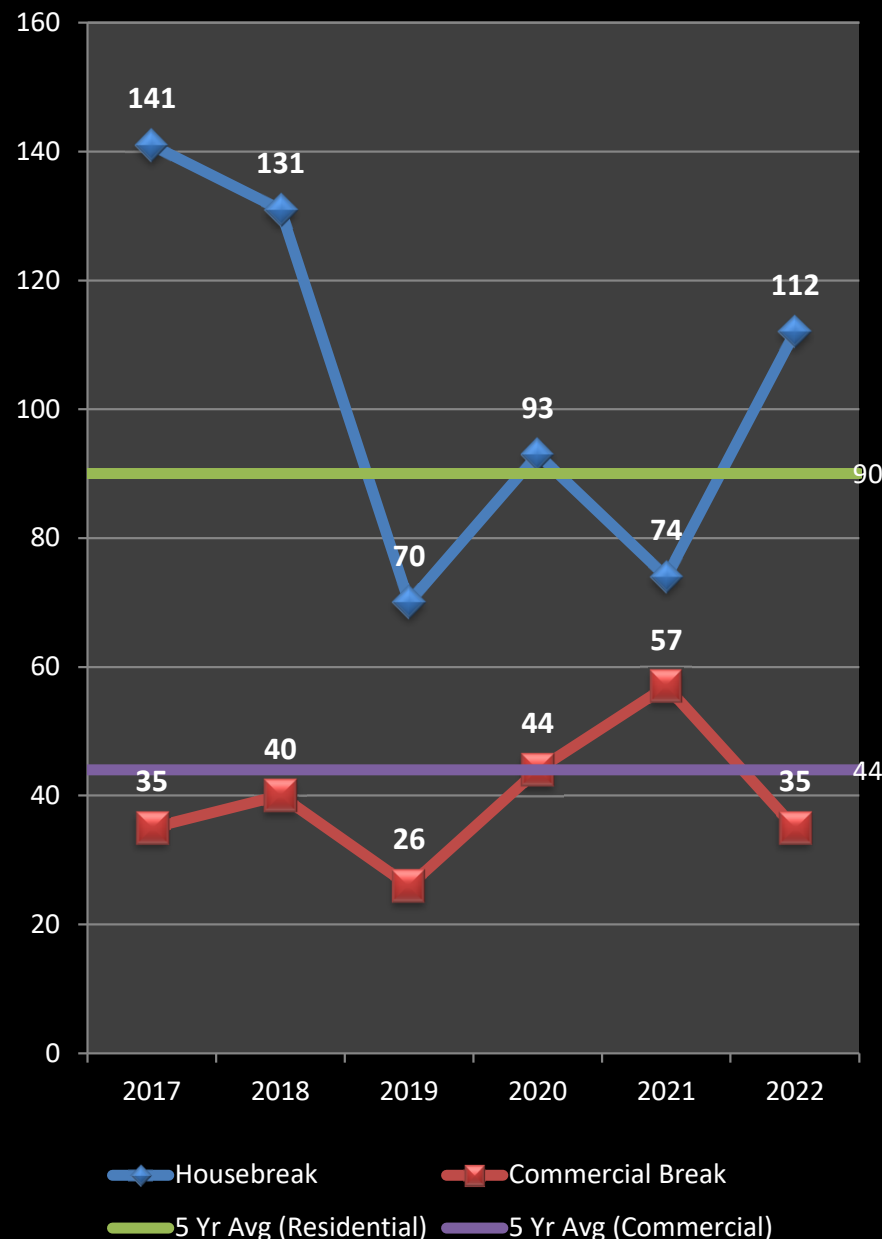
**+29%**

Previous Year

**+12%**

5-Year Average

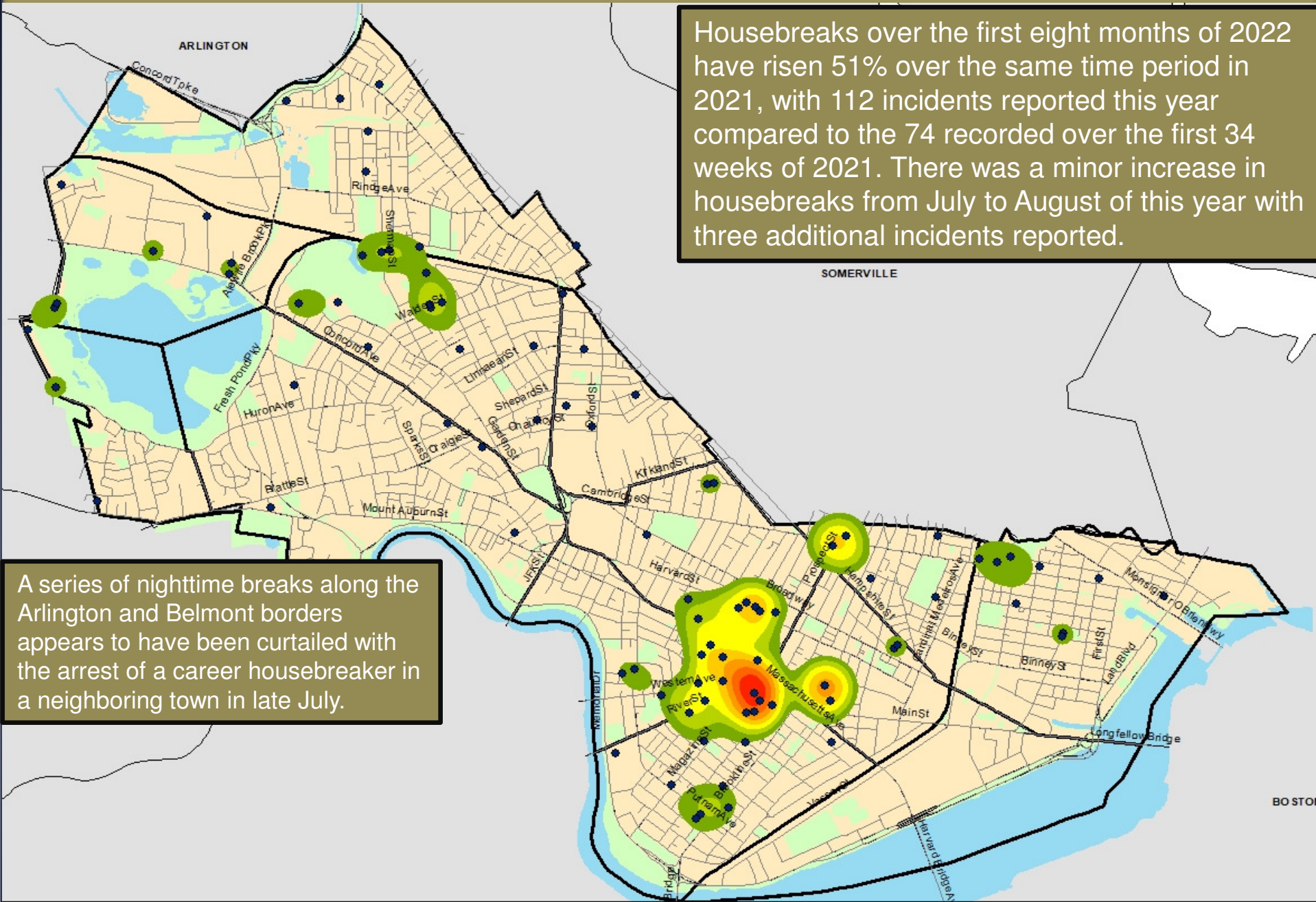
**+10%**





# Geographic Breakdown of Housebreaks: 1.1.22 – 8.29.22

Housebreaks over the first eight months of 2022 have risen 51% over the same time period in 2021, with 112 incidents reported this year compared to the 74 recorded over the first 34 weeks of 2021. There was a minor increase in housebreaks from July to August of this year with three additional incidents reported.



A series of nighttime breaks along the Arlington and Belmont borders appears to have been curtailed with the arrest of a career housebreaker in a neighboring town in late July.

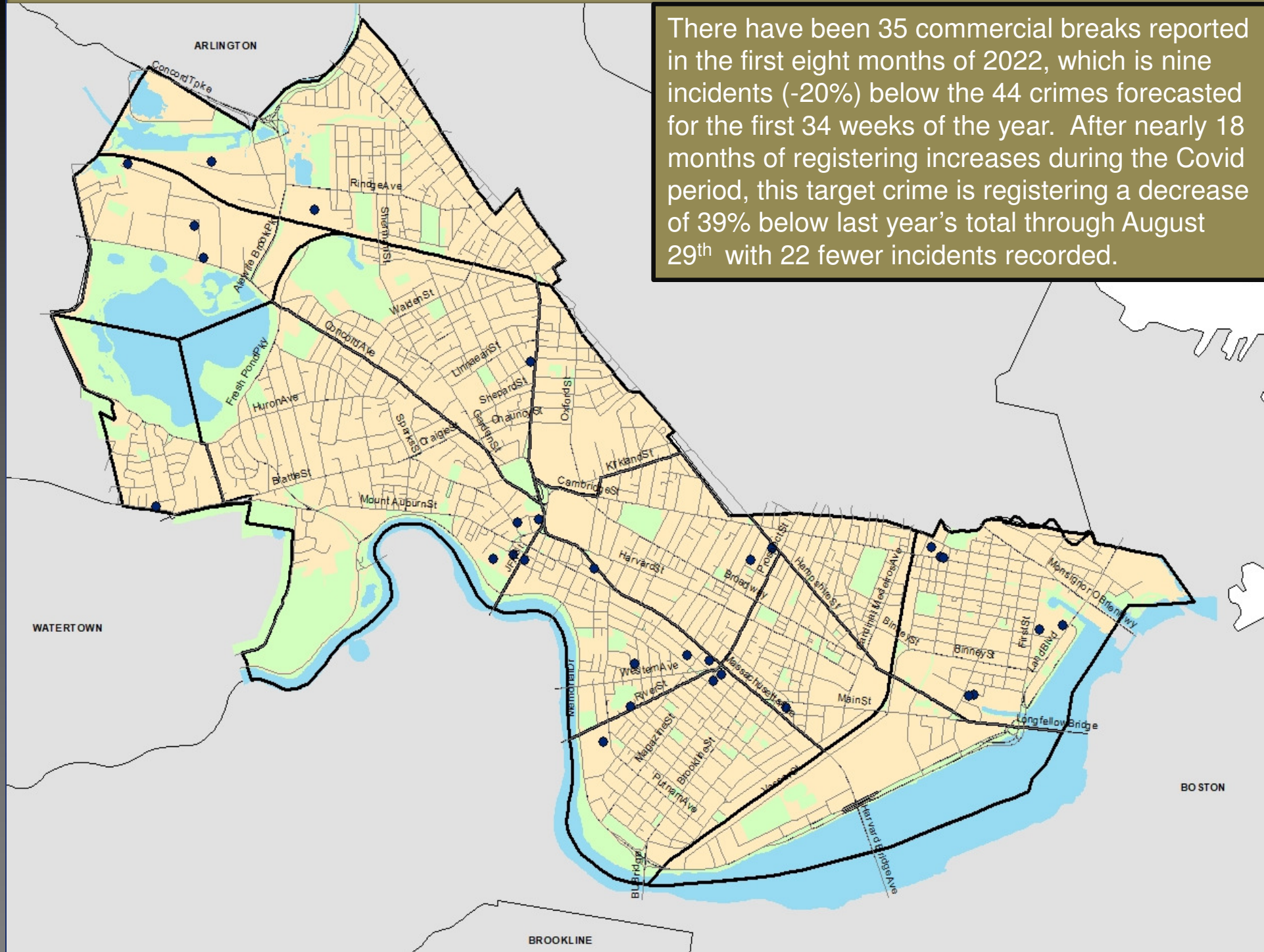
The highest concentration of housebreaks has been in the neighborhoods on the periphery of Central Square: Cambridgeport, Mid-Cambridge, the Port, and Riverside. Close to 62% of the housebreaks over the first eight months of the year were committed in the lower half of the City below Harvard Square.





## Geographic Breakdown of Commercial Breaks: 1.1.22 – 8.29.22

There have been 35 commercial breaks reported in the first eight months of 2022, which is nine incidents (-20%) below the 44 crimes forecasted for the first 34 weeks of the year. After nearly 18 months of registering increases during the Covid period, this target crime is registering a decrease of 39% below last year's total through August 29<sup>th</sup> with 22 fewer incidents recorded.





# LARCENY

## Sporadic Pattern

- Preliminary stats indicate that overall larceny in 2022 is registering at 1,213 incidents, 5% below the same time frame in 2021. The total number of larcenies reported year-to-date in 2022 is 2% above the 5-year average of 1,193 incidents.
- The larceny from motor vehicle total through August 29<sup>th</sup>, 2022, is 283 incidents, which is 9% below the same time frame in 2021. The 283 thefts reported represent an increase of 57 incidents (+25%) above the number forecasted for 2022. Much of this upsurge can be attributed to the continuing trend of catalytic converter thefts citywide.
- Through August 29<sup>th</sup>, 2022, there were 76 larcenies from the person reported in Cambridge, up 16 incidents (27%) over the same time period in 2021. The 2022 total is down 1% below the 5-year average of 77.
- There were 143 larcenies from buildings reported through the first eight months of 2022. This total is 64% (56 incidents) above the same time frame in 2021 and is 22 incidents (18%) above the 5-year average. There has been a series of thefts from lockers at a gym near Porter Sq this year. Incidents slowed after an arrest was made, but they continue to occur sporadically. With buildings open to the public again in 2022, it is expected that we will continue to see an increase in this activity when compared to the past two years.
- Larcenies from residences are down 28 incidents (-11%) in 2022 when compared with 2021. Package thefts made up the majority of this crime in recent years and registered even higher than average in 2020 and 2021, likely due to the increased volume of deliveries during the pandemic. Package thefts have accounted for 140 (or 65%) of the 216 larcenies from residences thus far in 2022.
- Larceny of bicycles is typically one of the major property crimes in the city. However, there have only been 240 bike thefts reported in 2022, which is 39% less than the same time frame in 2021. Bike thefts are also down 27% (90 thefts) below the five-year average.

### Percent Change

Last 4 Weeks

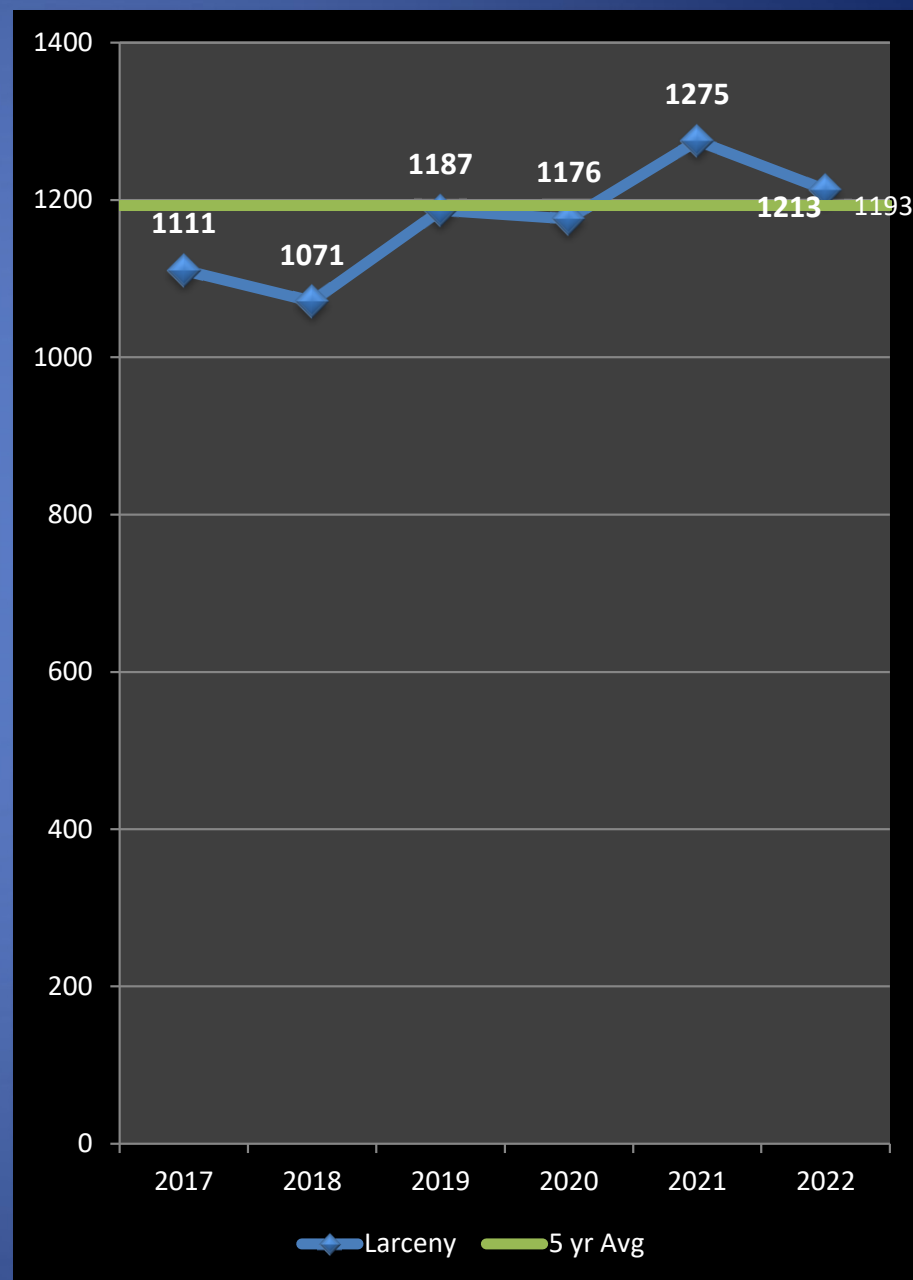
+10%

Previous Year

-5%

5-Year Average

+2%







## LARCENY From MV

*No Patterns*

- The larceny from motor vehicle total through August 29<sup>th</sup>, 2022, is 283 incidents, which is 9% below the total for the same time period in 2021. The 283 thefts from cars reported thus far in 2022 also indicates an increase of 57 crimes (+25%) above the number forecasted through the first 34 weeks of 2022. Comparing the last four weeks to the previous four, there has been a minor decline in larcenies from motor vehicles with two fewer crimes reported.
- The neighborhoods with the highest larceny from motor vehicle totals so far in 2022 are: North Cambridge (46), Mid Cambridge (38), Peabody (36) and West Cambridge (34).
- Catalytic converter thefts became a problem in Cambridge when a series of thefts were reported by residents primarily in the Cambridgeport neighborhood in January of 2021. Surges continued sporadically throughout the year with the pattern resurfacing over the final two months of 2021.
- In 2022, catalytic converter thefts have continued with an additional 90 incidents reported. There was not a single catalytic converter theft reported in August. The majority of the catalytic converter thefts in Cambridge have involved 2004-2009 Toyota Priuses, along with a few Honda Elements and CR-Vs. The highest concentrations in 2022 have been in the northern part of Cambridge, along the periphery of Central Sq, and in East Cambridge—see the map on the next slide for a visual interpretation.

### Percent Change

Last 4 Weeks

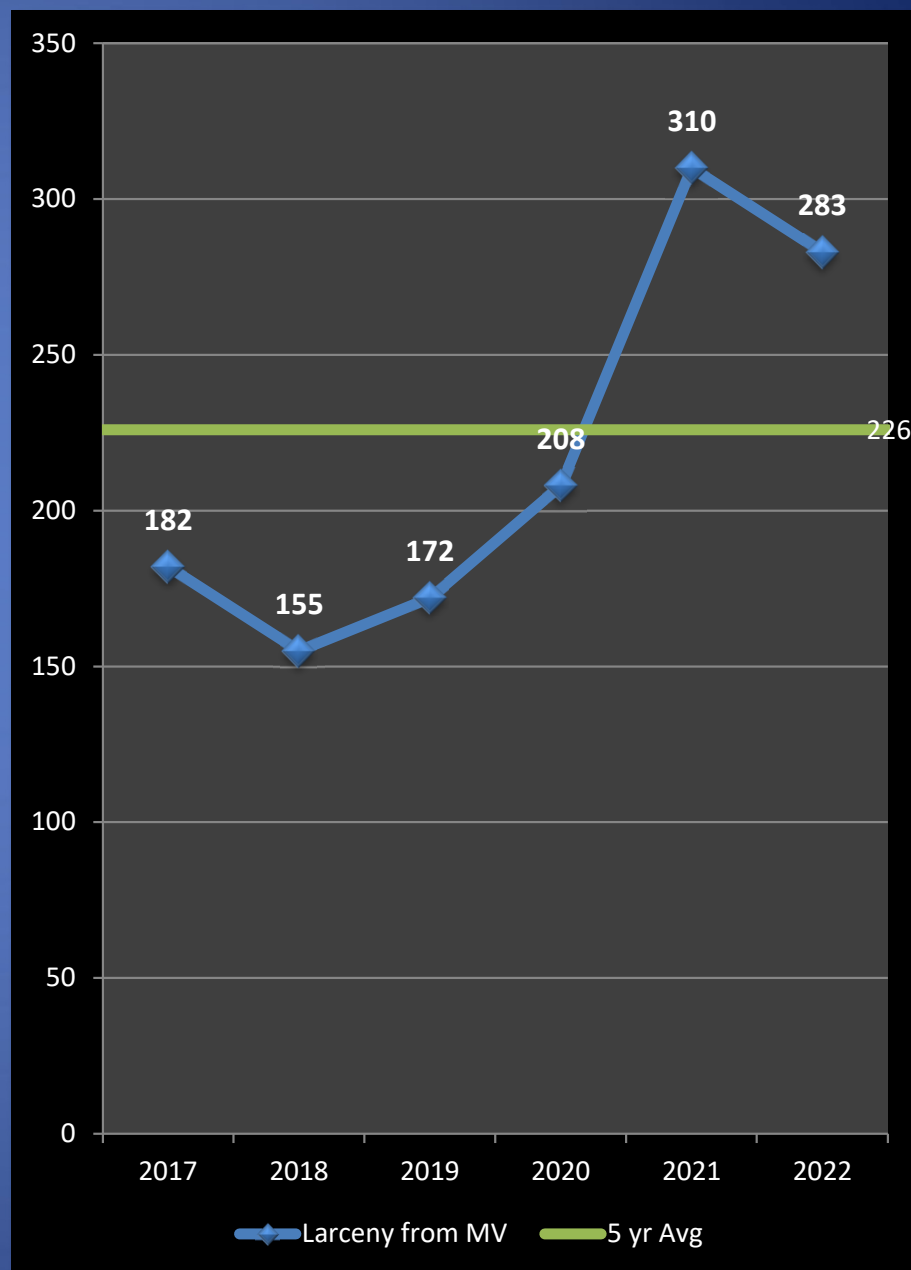
**-6%**

Previous Year

**-9%**

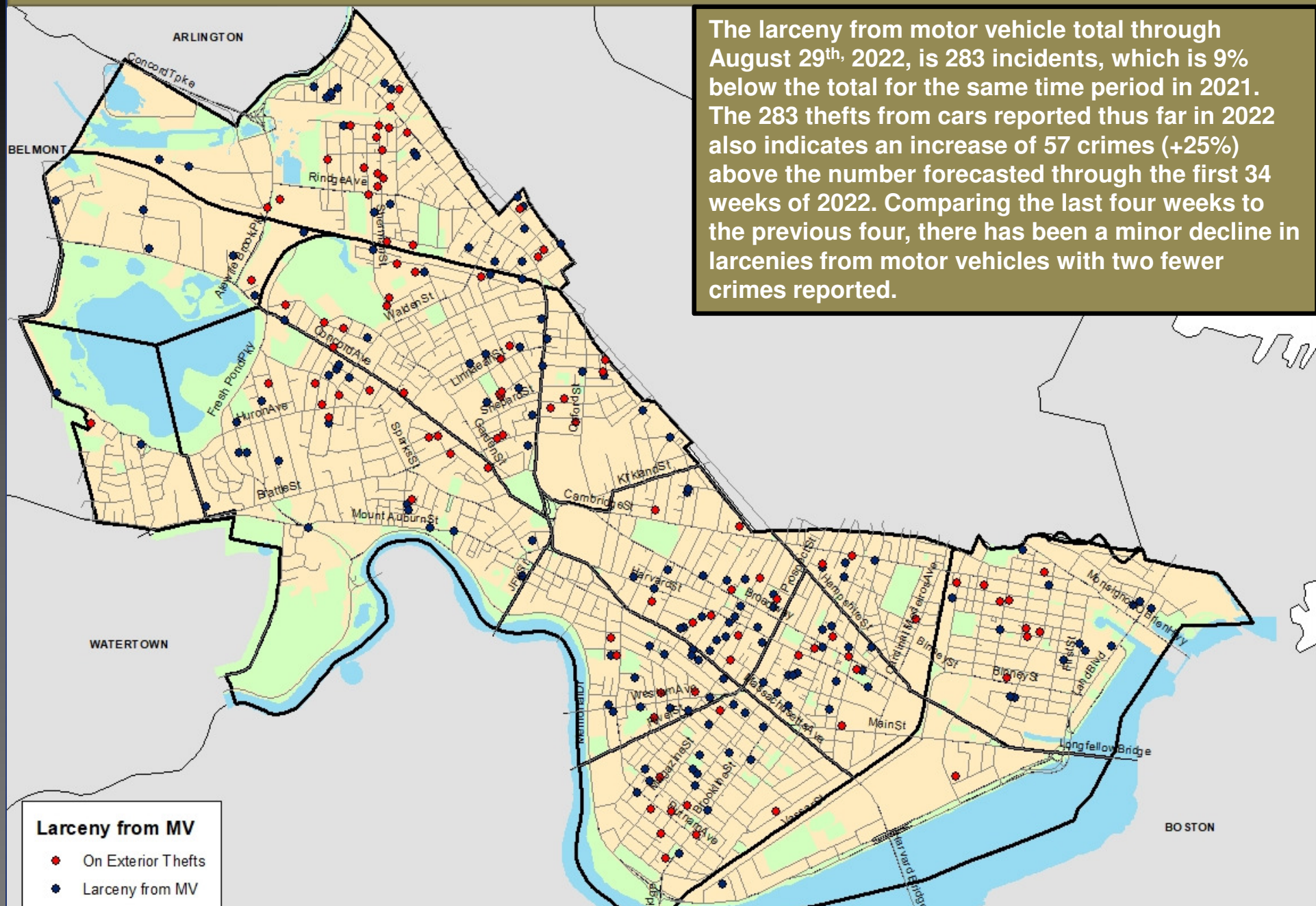
5-Year Average

**+25%**





## Geographic Breakdown of Larceny from Motor Vehicles: 1.1.22 – 8.29.22





## LARCENY *from Person*

### No Patterns

- Larcenies from the person in 2022 have increased by 16 incidents when compared to the same time period in 2021 and have gone down by one incident when compared to the five-year average of 77. Eight thefts were reported in the past four weeks, up 14% (one incident) from the previous four weeks when seven were reported.
- Forty of the 76 incidents this year have taken place in Central Square. Until March, there had not been a larceny from the person reported at all in Harvard Square. However, this business district now accounts for 13 larcenies from the person in 2022. The others took place throughout the city, with Porter Square registering eight thefts and Cambridgeport/Riverside and Alewife/West Cambridge each recording three. The numbers citywide have been trending upward compared to the last two years, as COVID-related closures and restrictions have been lifted.
- In recent years, higher numbers in Central Sq have mainly been due to grab-and-run situations or incidents that involved individuals who are unhoused whose property may have been stolen while they were asleep or otherwise distracted. In 2022, pocket-picking and unattended items have accounted for 26 of the 40 incidents in Central Square.

### Percent Change

Last 4 Weeks

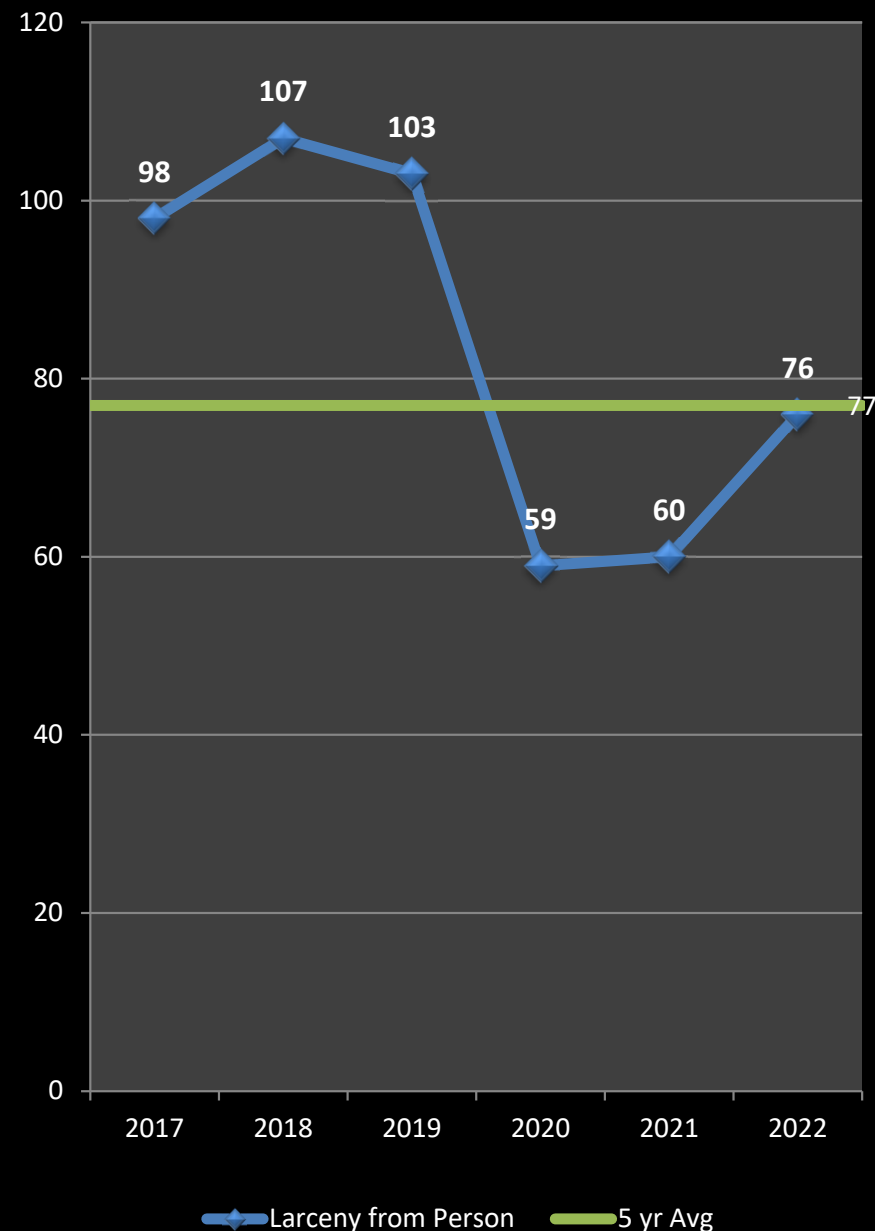
**+14%**

Previous Year

**+27%**

5-Year Average

**-1%**

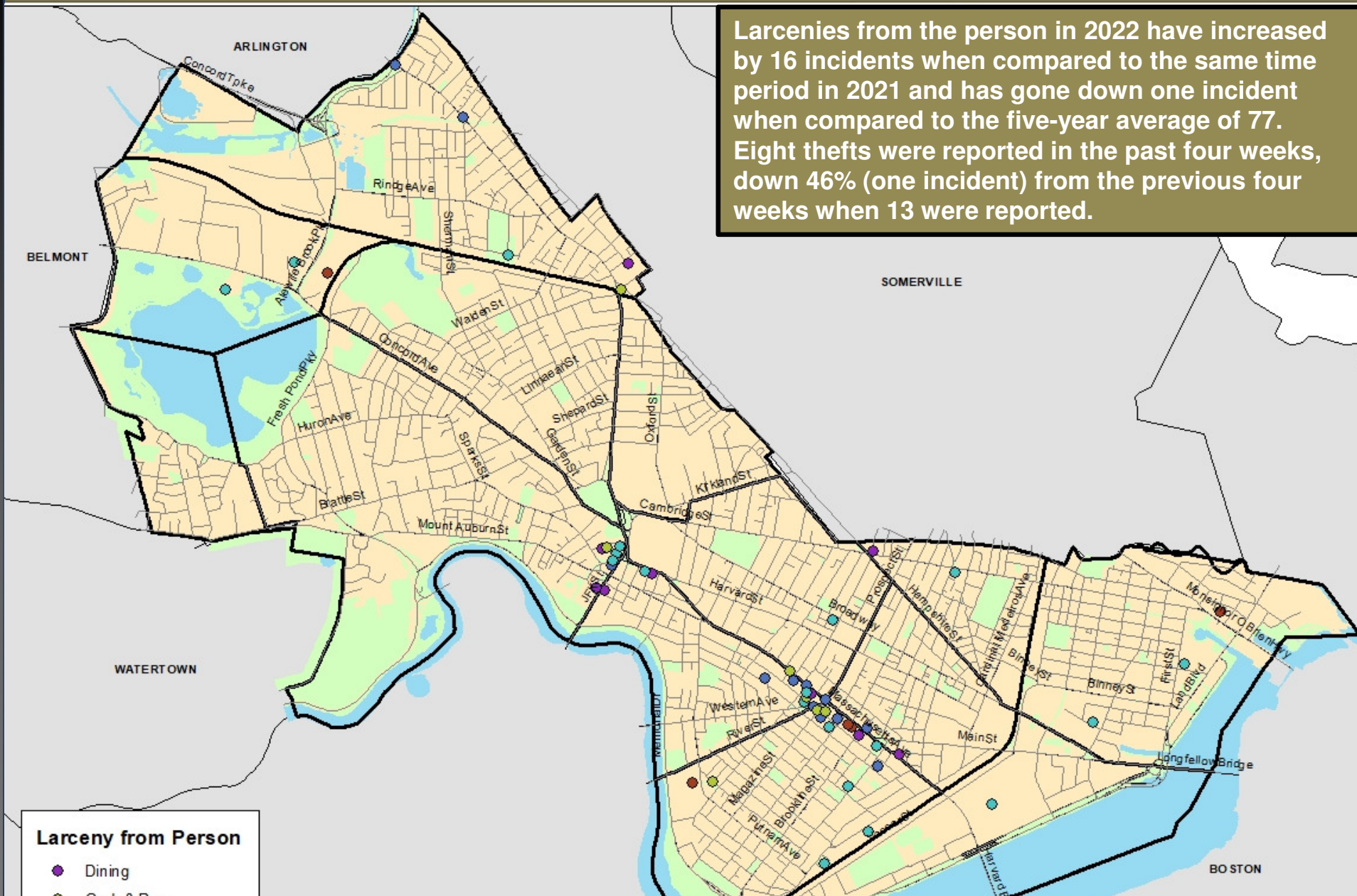






## Geographic Breakdown Larceny from Person: 1.1.22 – 8.29.22

Larcenies from the person in 2022 have increased by 16 incidents when compared to the same time period in 2021 and has gone down one incident when compared to the five-year average of 77. Eight thefts were reported in the past four weeks, down 46% (one incident) from the previous four weeks when 13 were reported.



Central Sq accounts for the highest number of larcenies from the person at 40, while Harvard Sq, which had yet to report a larceny from the person in 2022 until March, has now recorded 13 incidents. People resuming pre-pandemic activities could contribute to an increase in larcenies from the person in 2022 compared to the last couple of years.



# LARCENY of Bicycle

## No Patterns

- Likely due at least in part to the colder weather and snow this year, 2022 started off with a sharp decline in bike thefts. This has, surprisingly, continued as only 240 thefts have been reported citywide through August 29<sup>th</sup>, 2022, leading to a significant 39% decrease below last year and a 27% decline below the 5-year average.
- August did not see a decrease or increase compared to July, with 39 bike thefts reported each month. There is a possibility of increased bike thefts in the fall when students return to schools and universities in the City.
- So far in 2022, only around 35% (85 of the 240) of the thefts reported citywide have occurred north/west of Harvard Square.
- Of the 240 bike thefts reported year-to-date in 2022, 177 (74%) were reportedly locked at the time of the theft.

### Top Neighborhoods for Bike Theft in 2022

Neighborhood	YTD Total	% Citywide
Cambridgeport	43	18%
North Cambridge	32	13%
The Port	30	13%
East Cambridge	27	11%
Peabody	22	9%

### Percent Change

Last 4 Weeks

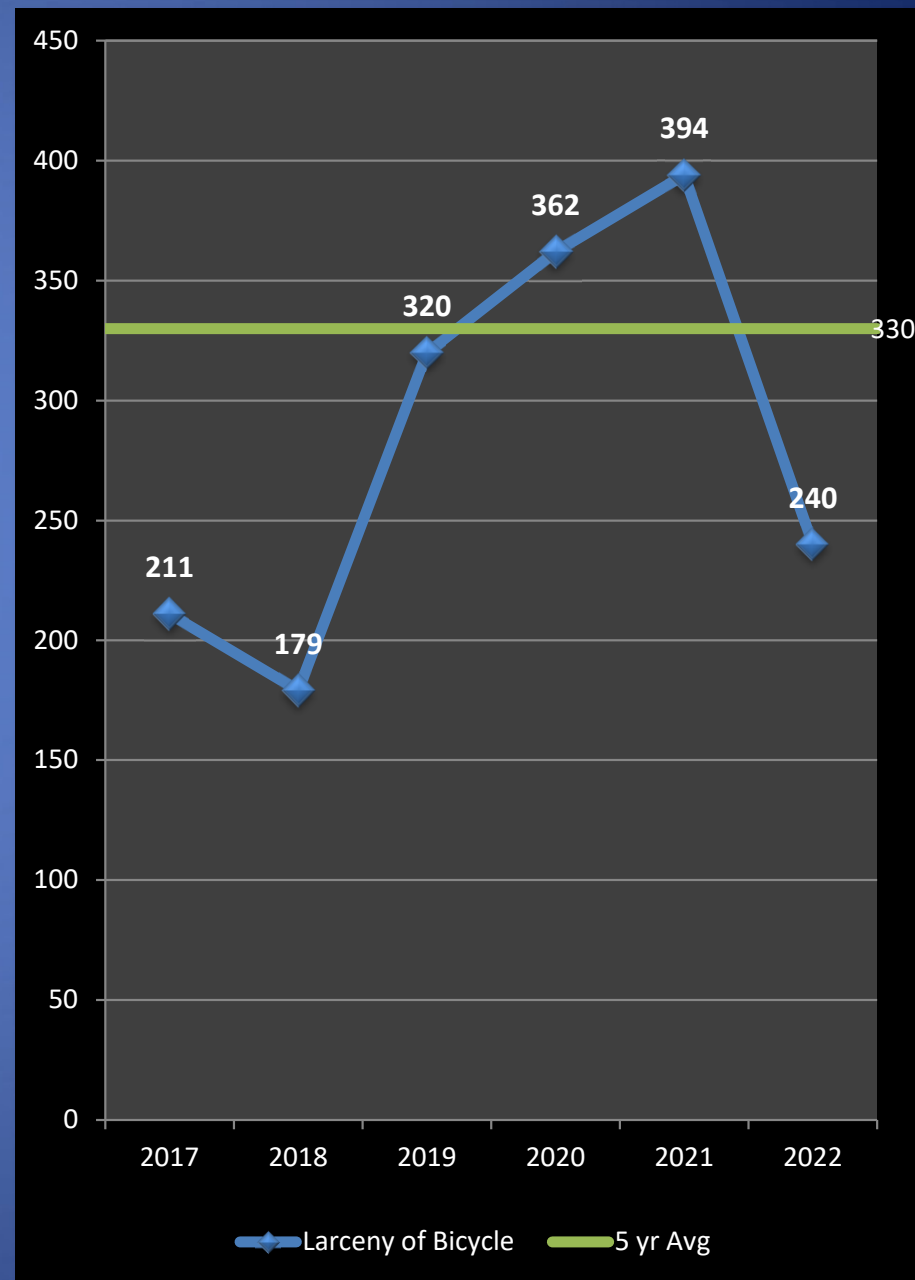
0%

Previous Year

-39%

5-Year Average

-27%

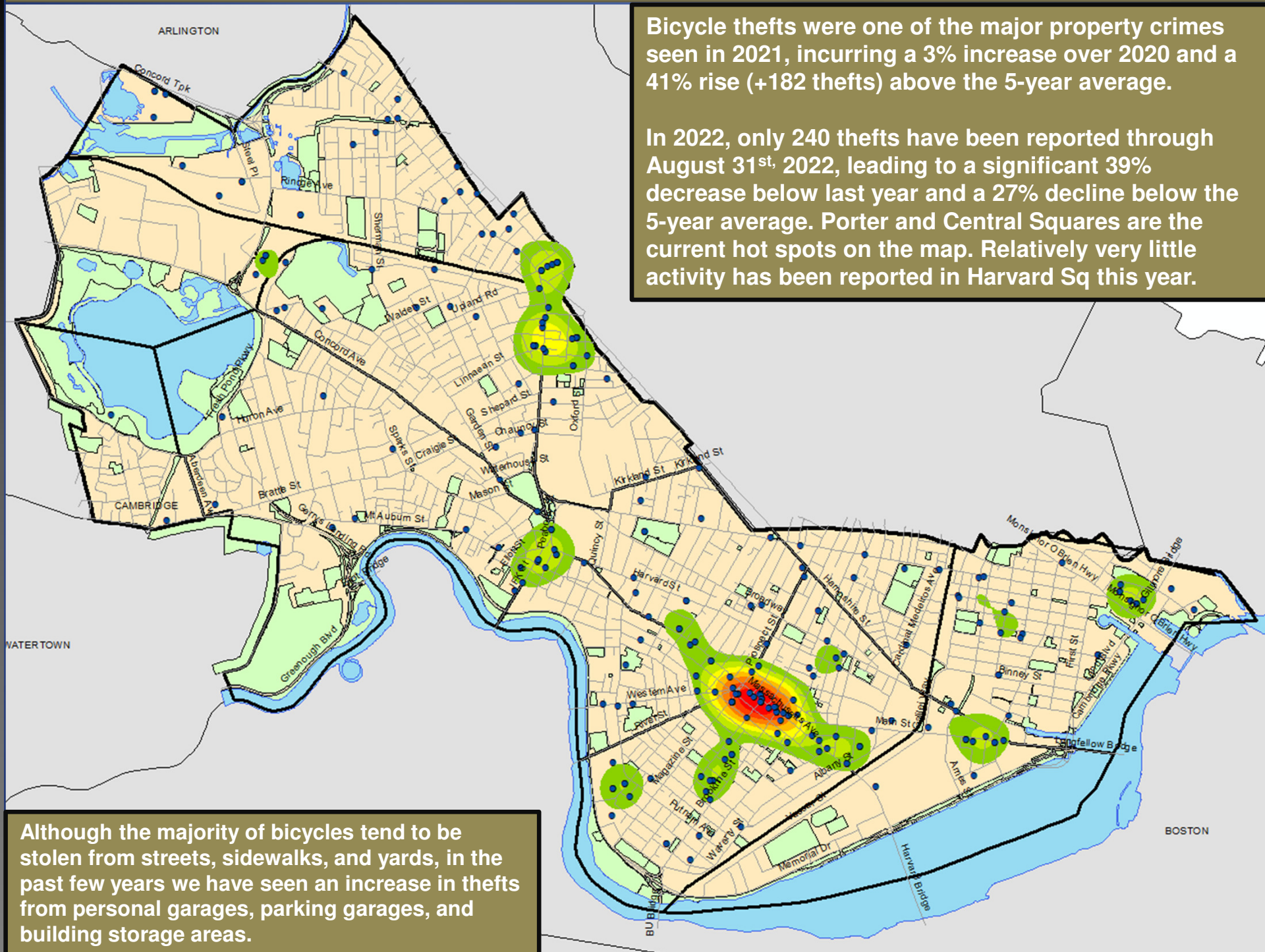




## Geographic Breakdown of Larceny of Bicycles: 1.1.22 – 8.29.22

Bicycle thefts were one of the major property crimes seen in 2021, incurring a 3% increase over 2020 and a 41% rise (+182 thefts) above the 5-year average.

In 2022, only 240 thefts have been reported through August 31<sup>st</sup>, 2022, leading to a significant 39% decrease below last year and a 27% decline below the 5-year average. Porter and Central Squares are the current hot spots on the map. Relatively very little activity has been reported in Harvard Sq this year.



Although the majority of bicycles tend to be stolen from streets, sidewalks, and yards, in the past few years we have seen an increase in thefts from personal garages, parking garages, and building storage areas.



# AUTO THEFT

## No Patterns

- The projected 5-year weighted average for auto thefts through August 29<sup>th</sup> of 2022 is 69, and with 107 reported in 2022, we have experienced an increase of 55% over the expected total thus far this year. Auto thefts in 2022 are also up 45% over last year, with 33 additional incidents reported.
- When comparing the most recent four weeks (August) to the previous four weeks (July), auto thefts have decreased by 10%, with two fewer incidents reported in August. Multiple two-wheeled vehicles have been stolen in the past two months with the warmer weather and the yearly total for these thefts is around 39, accounting for 36% of all auto thefts.
- This year, there have been multiple thefts reported where the operator left the vehicle unlocked and running in order to deliver a package or grab food. When the victim returned, the vehicle was gone. Two juveniles were arrested in February, believed to be responsible for at least two such thefts out of Harvard Square.
- The neighborhood breakdown for auto theft totals thus far in 2022 is as follows: Cambridgeport – 18; Riverside – 16; The Port – 15; East Cambridge – 12; Peabody – 11; North Cambridge – 11; West Cambridge – 8; Inman/ Harrington – 7; Mid-Cambridge – 5; MIT – 2; Strawberry Hill – 1; and Baldwin - 1.
- Twenty-seven of the 107 vehicles reported stolen in 2022 have been recovered to date.

### Percent Change

Last 4 Weeks

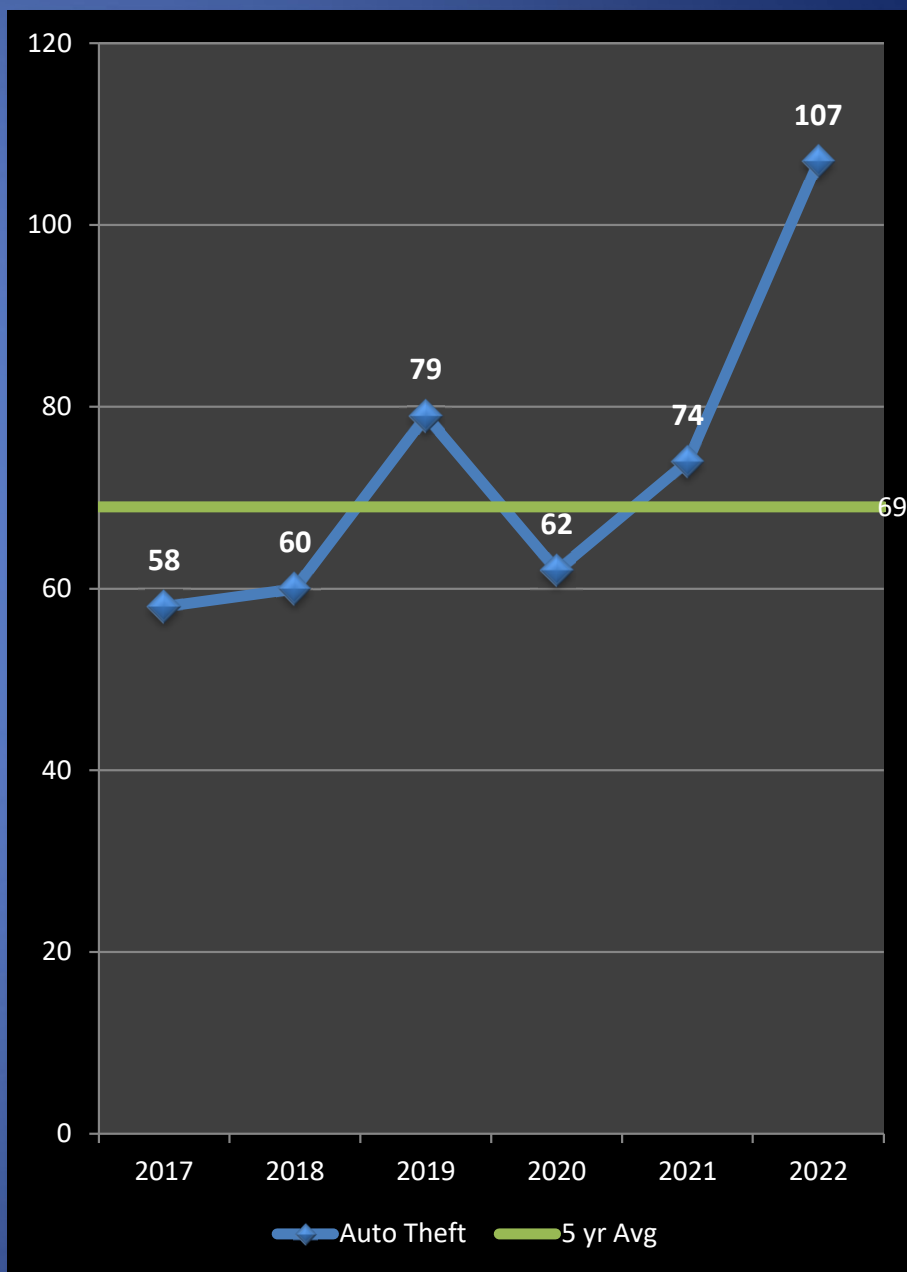
**-10%**

Previous Year

**+45%**

5-Year Average

**+55%**





# Help Prevent Crime

*And keep yourself informed!*

## To receive information from the CPD:

- Sign up with for the **Cambridge Alert Network**, to receive alerts about emerging crime patterns, neighborhood meetings, and crime prevention tips, by visiting [www.CambridgeMa.gov/AlertNetwork](http://www.CambridgeMa.gov/AlertNetwork).
- “Like” the Cambridge Police Department on Facebook at [www.facebook.com/CambridgePolice](http://www.facebook.com/CambridgePolice)
- Follow [@CambridgePolice](https://twitter.com/CambridgePolice) on Twitter.
- Visit our website at [www.CambridgePolice.org](http://www.CambridgePolice.org) for valuable information and reports including the Daily Log and BridgeStat, which is published on the first Friday of every month.
- Download our “MyPD” smartphone app at [www.CambridgePolice.org/MyPD](http://www.CambridgePolice.org/MyPD).

## To Share Information with the CPD:

- Call our Non-Emergency Telephone Number at **617-349-3300**.
  - Every call for service generates a police response, so help drive our resources by reporting things that seem suspicious or out of the ordinary.
- Send an Anonymous TEXT-A-TIP:
  - Send an ANONYMOUS text message to **Tip411 (847411)**. Begin your message with Tip650 and then type your message. You will receive a response from the Cambridge Police with the option to continue communicating. Please remember that this is not a replacement for 9-1-1. **If you witness an emergency situation, please call 9-1-1 immediately.**
- Send an Anonymous Crime Tip E-Mail at [www.CambridgePolice.org/Tips](http://www.CambridgePolice.org/Tips)