



# Cambridge Police Department BridgeStat

August 2015

Produced by the Crime Analysis Unit



# Part I Total Crime

A 19% decline in total incidents when comparing the last two months, July versus August, sparked a decrease in the rate of serious crime in Cambridge from 12% for the first seven months of the year down to 7% for the time period between January 1<sup>st</sup> and August 31<sup>st</sup> of 2015.

Further analysis of the crime totals for the first eight months of this year indicates that violent crimes recorded a 2% decrease with three fewer incidents below the same time period in 2014, while property crimes have edged upward 8% with 132 additional incidents reported when compared with last year's numbers.

The property crimes of burglary and larceny are the key indicators and the driving forces behind the upturn in crime numbers this year. The index crime of burglary has increased 50% and a 3% incline for larceny has been registered. The surge in burglary this year should be tempered by the fact that the 2014 totals for this property crime in Cambridge were at their lowest point in over 50 years.

	4 Week Snapshot			Year to Date			Five Year	
	7/7 - 8/3	8/4 - 8/31	Change	2014	2015	Change	Avg	Change
Total Violent Crime	23	21	-9%	190	187	-2%	233	-20%
Total Property Crime	254	203	-20%	1573	1705	8%	1842	-7%
Total Part I Crime	277	224	-19%	1763	1892	7%	2075	-9%



# Part I Property Crime

Analysis of property crime totals for the first eight months of 2015 indicates an 8% increase when measured against the 2014 totals and a 7% drop below the 5-year average. One of the more significant statistics for this year is the 109% increase in the commercial burglary category. This sudden increase in commercial breaks may be part of a regional trend that emerged early in 2015. This trend appears to be reversing after declines of 57%, 43%, and 50% in commercial burglaries were recorded for the summer months of June, July, and August. The warm weather months typically are plagued with numerous larceny from motor vehicle and larceny from the person series. There were zero patterns for these crimes identified in Cambridge during the Summer of 2015. Both of these crime types registered significant percentage declines below their 5-year averages.

	4 Week Snapshot			Year to Date			Five Year	
	7/7 - 8/3	8/4 - 8/31	Change	2014	2015	Change	Avg	Change
<b>Burglary</b>	<b>50</b>	<b>39</b>	<b>-22%</b>	<b>192</b>	<b>288</b>	<b>50%</b>	<b>262</b>	<b>10%</b>
Commercial Break	6	3	-50%	34	71	109%	44	61%
Housebreak	44	36	-18%	158	217	37%	218	0%
<b>Larceny</b>	<b>191</b>	<b>153</b>	<b>-20%</b>	<b>1293</b>	<b>1333</b>	<b>3%</b>	<b>1492</b>	<b>-11%</b>
Larceny (Misc)	1	3	200%	22	32	45%	21	52%
Larceny from Building	29	24	-17%	236	239	1%	251	-5%
Larceny from MV	34	24	-29%	290	297	2%	373	-20%
Larceny from Person	16	9	-44%	139	112	-19%	200	-44%
Larceny from Residence	17	16	-6%	129	163	26%	129	26%
Larceny of Bicycle	69	52	-25%	228	250	10%	251	0%
Larceny of Plate	0	3	IN-CALC	19	18	-5%	22	-18%
Larceny of Services	2	1	-50%	8	9	13%	12	-25%
Shoplifting	23	21	-9%	222	213	-4%	234	-9%
<b>Auto Theft</b>	<b>13</b>	<b>11</b>	<b>-15%</b>	<b>88</b>	<b>84</b>	<b>-5%</b>	<b>88</b>	<b>-5%</b>
<b>Total Property Crime</b>	<b>254</b>	<b>203</b>	<b>-20%</b>	<b>1573</b>	<b>1705</b>	<b>8%</b>	<b>1842</b>	<b>-7%</b>



# Part I Violent Crime

The projected five-year weighted average for violent crime in Cambridge for the first eight months of 2015 is 233 incidents. Through August 3<sup>1st</sup> of this year, there were 187 violent crimes reported in the City, 46 serious violent crimes under the total forecasted for this period (-20%) and 3 crimes below the same time frame last year (-2%).

There have been five additional street robberies reported in Cambridge this year when compared with the same time frame in 2014, to post a 17% increase. However, in the past two months, only two street robberies has been reported in the City, an exceptionally low total for the warm weather months. The 5-year average for street robbery in Cambridge for the first eight months of the year is 54 incidents. Thus far in 2015, 34 incidents have been reported, which indicates a 37% decrease below the projected total. The street robbery total in 2014 was the lowest in Cambridge in 50 years.

A Medford man was arrested on August 21st and charged with murder in connection with the second homicide of the year in Cambridge, the shooting of Rasaun Nichols, who was struck by gunshots while departing Newtowne Court on the night of August 12<sup>th</sup>.

	4 Week Snapshot				Year to Date				Five Year	
	7/7 - 8/3	8/4 - 8/31	Change		2014	2015	Change		Avg	Change
Homicide	0	1	IN-CALC		2	2	0%		2	0%
Rape	5	0	-100%		22	20	-9%		20	0%
Robbery	2	7	250%		49	52	6%		71	-27%
Commercial Robbery	1	6	500%		20	18	-10%		18	0%
Street Robbery	1	1	0%		29	34	17%		54	-37%
Aggravated Assault	16	13	-19%		117	113	-3%		140	-19%
Total Violent Crime	23	21	-9%		190	187	-2%		233	-20%



# MURDER

*No Patterns*

- On Wednesday, August 12, at approximately 8:41 p.m., shots were fired in the vicinity of 119 Windsor Street in Cambridge. Rasaun Nichols, 31, of Cambridge, was struck by gunshots while in a vehicle that was departing Newtowne Court. Unsuccessful attempts were made to save Mr. Nichols. This incident was the second homicide of 2015 in Cambridge.

On August 24<sup>th</sup>, Middlesex District Attorney Marian Ryan and Cambridge Police Commissioner Robert Haas announced that Roosselin Altidor, 25, of Medford was arraigned in Cambridge District Court on a charge of murder in connection with a homicide in Cambridge on Wednesday, August 12. Altidor was held without bail. The next court hearing in this case for Friday, September 18<sup>th</sup>.

- On April 14<sup>th</sup>, 2015, Carlos D. Colina was arraigned in Middlesex District Court and was charged with the murder of Jonathan Camilien, 26, of Somerville. This was the first murder of 2015 in Cambridge.

Colina was indicted in Superior Court on June 11<sup>th</sup>, 2015, on charges of murder and improper disposal of human remains after the dismembered body of a 26-year-old man, Jonathan Camilien of Somerville, was found in Kendall Square in April.

## Percent Change\*

Last 4 Weeks

**In-calc**

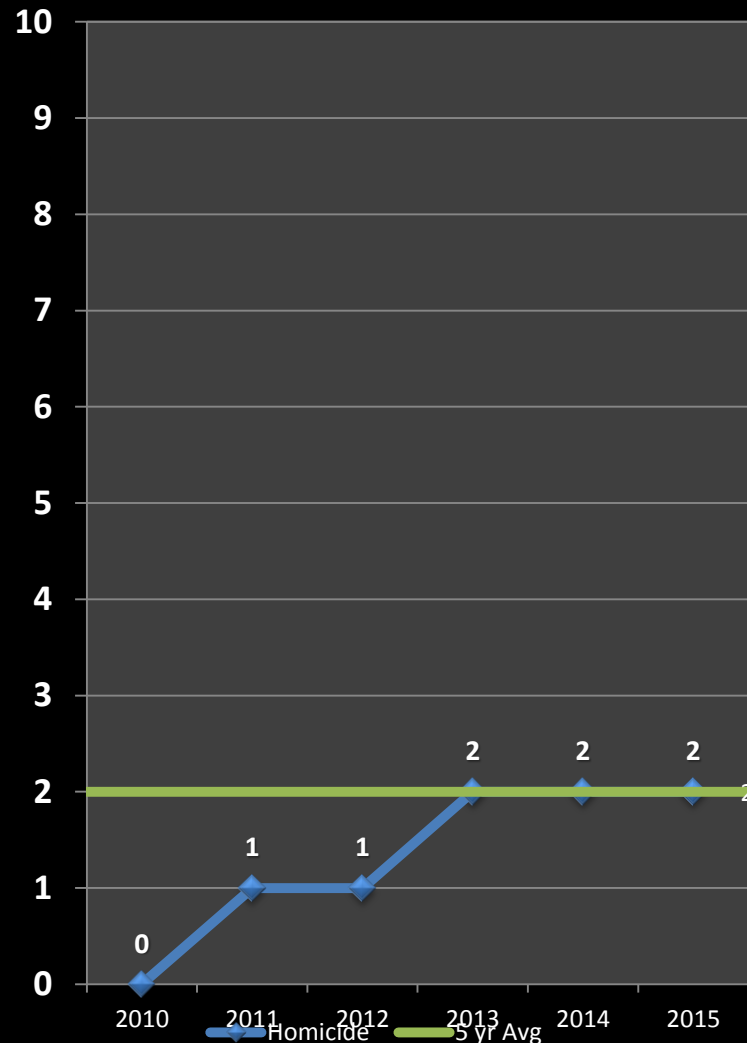
Previous Year

**0%**

5 Year Average

**0%**

\*IN -CAL: Percentages are not calculated for numbers so small as to present a statistically misleading percentage.







# Unsolved Murders: 1999 to 2014

**Colin Burton**, 30, of Dorchester, was shot and killed outside of Hi - Fi Pizza on Mass Ave in Central Square on September 18<sup>th</sup>, 1999. Burton was talking with the occupants of a Ford Explorer when the subject in the passenger seat fired through the window. Two suspects fled the scene. The case remains under active investigation.



September 18, 1999, Mass Ave



April 5, 2002, Mass Ave

**Ian Gray**, 19, of Mattapan, was in an argument outside of the Rhythm & Spice restaurant that spilled out onto Mass Ave. A suspect that had left the scene returned with a group of people and a fight ensued. A knife was produced during the altercation and four gunshots were fired, fatally wounding Gray. This case remains open.

On June 17<sup>th</sup>, 2002 at 7:00PM, **Ricardo Williams**, 27, of Malden, was found in the driver's seat of a motor vehicle suffering from a gunshot wound to his face. Williams was taken to CCH where he was pronounced dead. This case remains open.



June 17, 2002, Windsor St.

**\*Anyone with information about these crimes is asked to contact CPD at 617-349-3370.\***



# Unsolved Murders: 1999 to 2014

Cambridge Police BridgeStat

**Jason Ellcock**, 33, of Malden, formerly of Cambridge and father of three, was found with multiple gunshot wounds in front of the driveway to 364 Rindge Ave at 3:05 AM on the night of June 16<sup>th</sup>, 2009. He was pronounced dead at the scene. This incident remains under investigation.



June 16, 2009, Rindge Ave



March 12, 2011, Brookline St.

**James Lauture**, 30, of Cambridge, was sitting in a vehicle near Brookline and Watson Streets just after midnight on Saturday, March 12<sup>th</sup>, 2011, when an unknown gunman opened fire. The occupants in the car were able to drive to Central Square. Lauture died from multiple gunshot wounds. The other man in the vehicle survived. This case remains open.

On June 3<sup>rd</sup>, 2012, **Charlene Holmes**, 16, of Cambridge, was shot while sitting on a porch on Willow St. She later succumbed to her wounds at the hospital. The investigation into this incident remains active, but no arrests have been made to date.



June 3, 2012, Willow St



July 3, 2014, Windsor Street.

On July 3<sup>rd</sup>, 2014, at 10:00 PM, **Kensley David**, 22, suffered a single gunshot wound to the head while on Windsor Street. Investigators believe that the incident was not random. This case remains under investigation

***\*Anyone with information about these crimes is asked to contact CPD at 617-349-3370.\****



## RAPE

### No Patterns

- There were 20 rapes reported in Cambridge during the first eight months of 2015, two fewer than the 22 incidents that were reported between January and August 31 of 2014.
- There was a blitz attack reported on 7/24/15 in the early morning. A woman reported that she was the victim of an attempted sexual assault on Fayerweather St near Ivy St. She was walking home from a friend's house alone. The victim was able to fend off the attacker and the suspect fled the area. The description of the suspect is a Hispanic male in his early 20's, 5'8", dark brown/black hair, wearing shorts and a short sleeve button down shirt. Cambridge Police Department detectives are actively investigating this incident. A citywide alert was issued in response to this incident.
- The second stranger-to-stranger rape of 2014 was reported in December, resulting in the arrest of Alejandro Done, 46, of Boston, who was charged with assault to rape, kidnapping, and assault and battery. On July 14, 2015, the Suffolk County District Attorney, State Police, and Boston Police announced that they would be obtaining warrants also charging Done with rape in connection with a series of sexual assaults on the Esplanade and in South Boston between 2006 and 2010, thanks to a DNA match connecting these Boston incidents to the Cambridge one. Done is currently held without bail pending trial in Middlesex County for the Cambridge sexual assault.

### Percent Change\*

Last 4 Weeks

**-100%**

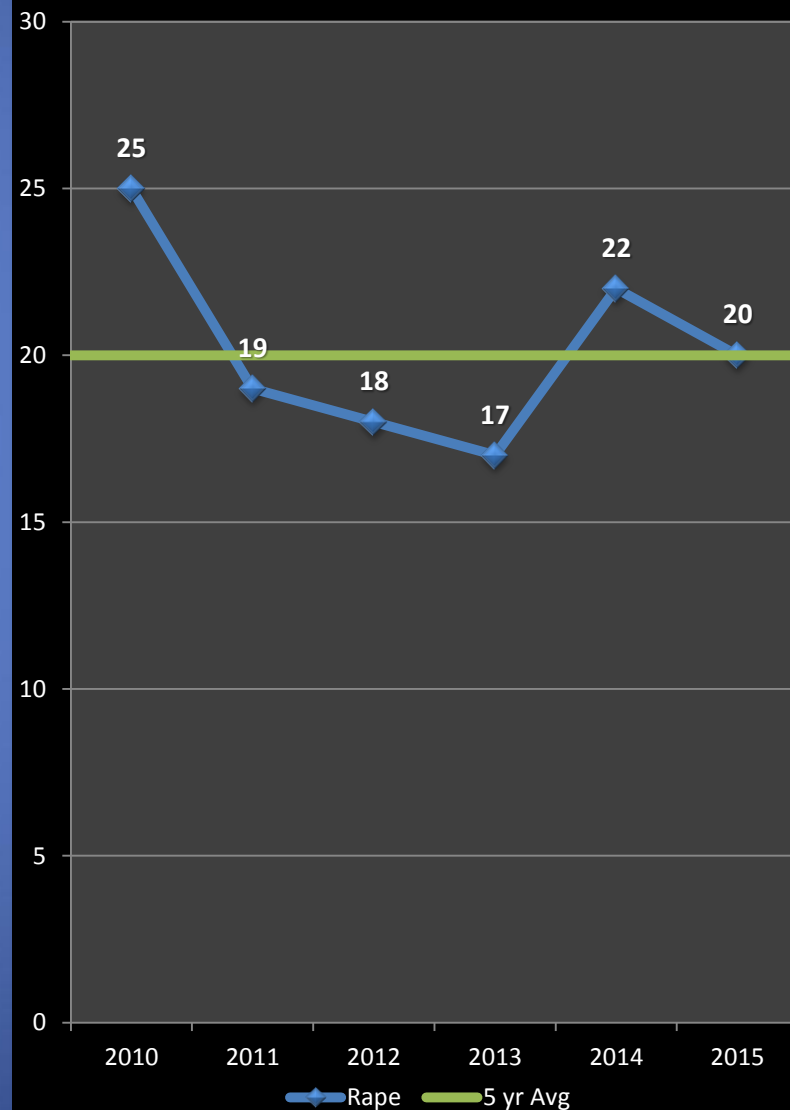
Previous Year

**-9%**

5 Year Average

**0%**

\*IN -CAL: Percentages are not calculated for numbers so small as to present a statistically misleading percentage.







# AGGRAVATED ASSAULT

## No Patterns

- When comparing the total of aggravated assaults for the first eight months of 2015 with the same time frame last year, there has been a slight dip of 3% reported, with 4 fewer incidents. The total of 113 aggravated assaults was 27 incidents (-19%) under the 5-year average of 140 crimes for the time period of January 1<sup>st</sup> to August 31<sup>st</sup>.
- The suspect from the Porter Square stabbing that took place between two homeless individuals in May was arrested on 7/21/15 in Boston.
- Aggravated Assaults dropped from 16 incidents in July down to 13 reported crimes (-19%) in August.
- Domestic assaults, which typically make up around 40% of the aggravated assault total in Cambridge, are only accounting for 31% of the total thus far in 2015.
- There has been a series of indecent assaults in and around the periphery of Harvard Square over the past 3 weeks. See the following slide for a complete review.

### Classification of Top Categories: 1.1.15 to 8.31.15

Type	Number
Domestic	35
Unprovoked	21
Homeless	20

### Percent Change

Last 4 Weeks

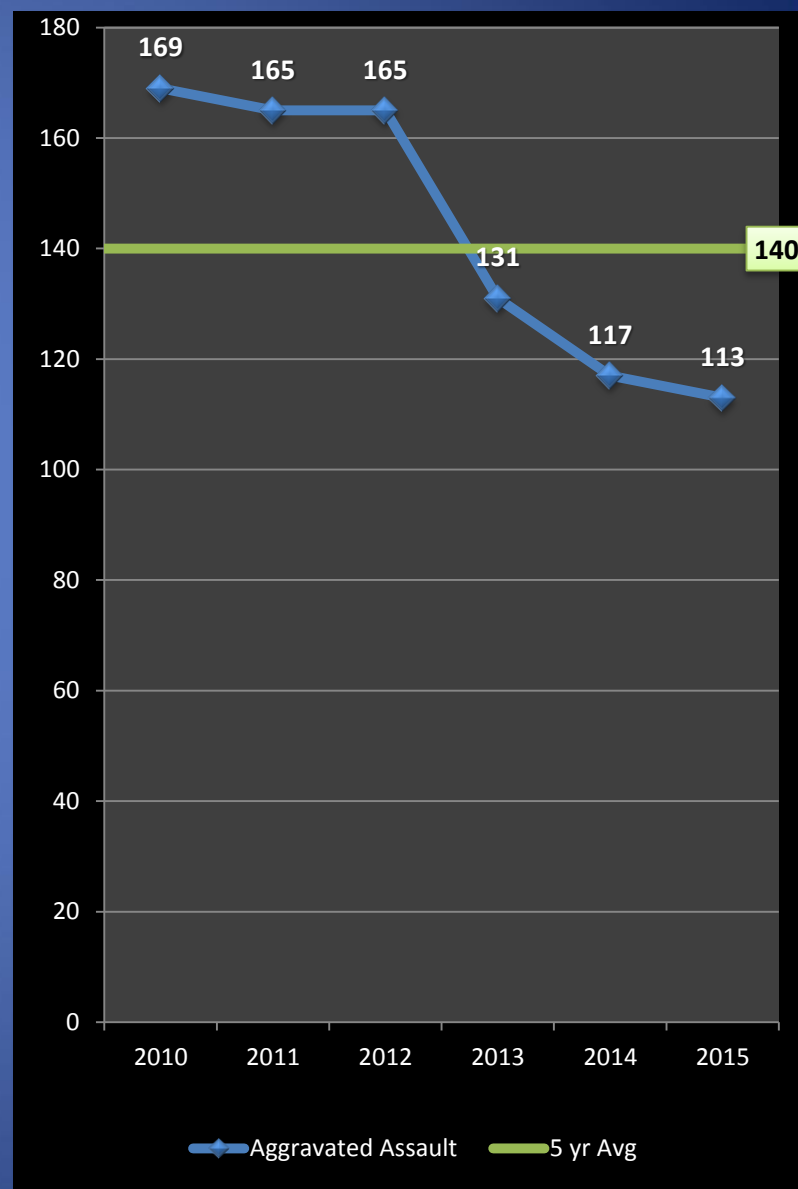
-19%

Previous Year

-3%

5 Year Average

-19%





# Indecent Assaults Past Month

Over the past three weeks, there has been a series of indecent assaults in and on the periphery of Harvard Sq. Due to the disparate suspect descriptions and times of the incidents, it is hard to distinguish which of the crimes are related. There has been one arrest and CPD issued a citywide alert on 9.1.15 when Ronald Cattouse was arrested for an incident at Mass & Peabody. Since mid-July, there have been 3 incidents north of Harvard Sq between Radcliff and Lesley with similar suspect descriptions and victim types. All of these assaults (green arrows on Map) have been between 8-10pm. Incidents were 7/20, 8/26, and 8/31.

**Indecent Assault -  
8.6.15, 2:40PM -  
Lesley library**

**Indecent Assault - 7.20.15,  
9PM - Heavy set, black male**

**Indecent Assault -  
8.31.15, 8:20PM  
Black male - tall - laughed  
Slapped buttocks**

**Indecent Assault - Harvard  
Square - 7.29.15, 2PM  
Hispanic male, 30, facial hair**

**Indecent Assault at Weld Boat  
House - 8.18.15, 2AM - white  
male on bike**

**Indecent Assault -  
8.14.15, 10:30PM  
White male, 40, on bike  
- grabbed buttocks**

**Indecent Assault -  
8.26.15, 10:15PM  
Black male, stocky,  
bald - grabbed breast**

**Indecent Assault -  
Ronald Cattouse  
Arrest 8.30.15,  
7:00PM**

**Indecent Assault - 8.28.15, 7:35PM  
Coop - Black male, not homeless - grabbed  
buttocks**

**Indecent Assault - 8.31.15, 12:15AM  
Unreported incident - white male, 35,  
touched victim below breast**





# ROBBERY

*No Patterns*

- The five-year average for overall robbery in Cambridge for the first eight months of the year is 71 incidents. From January 1<sup>st</sup> to August 31<sup>st</sup> of 2015, 52 robberies were recorded, which indicates a 27% decline below the projected total and a 6% increase when compared with the 49 reported during same time period last year.
- Commercial robbery has declined 10% when compared with the first eight months of 2014, with two fewer incidents reported. The robbery on 6/1 at the East Cambridge Savings Bank in Porter Square was the first bank heist in Cambridge in 363 days. In the 2<sup>nd</sup> bank robbery of 2015, Michael Flaherty of South Boston was captured 2 hours after robbing the Citizen's Bank in East Cambridge on June 20<sup>th</sup>. There were five more note-passing bank robberies in Cambridge during July and August with arrests made in three of the crimes. See the next slide for a review of the bank robberies in Cambridge during the Summer of 2015.
- The five-year average for street robbery in Cambridge for the first eight months of the year is 54 incidents. Over the first eight months of 2015, 34 incidents were reported, translating to a 37% decline below the projected total. The street robbery total in 2014 was the lowest in Cambridge in 50 years.
- There was a dramatic incline from 3 street robberies in May of this year to 11 in June. Four street robberies were then recorded in July, with two being part of a one-night violent regional spree on July 3<sup>rd</sup> committed by four teens from North Shore communities. The astonishingly low total of one street robbery was reported in Cambridge for the month of August.

## Percent Change

Last 4 Weeks

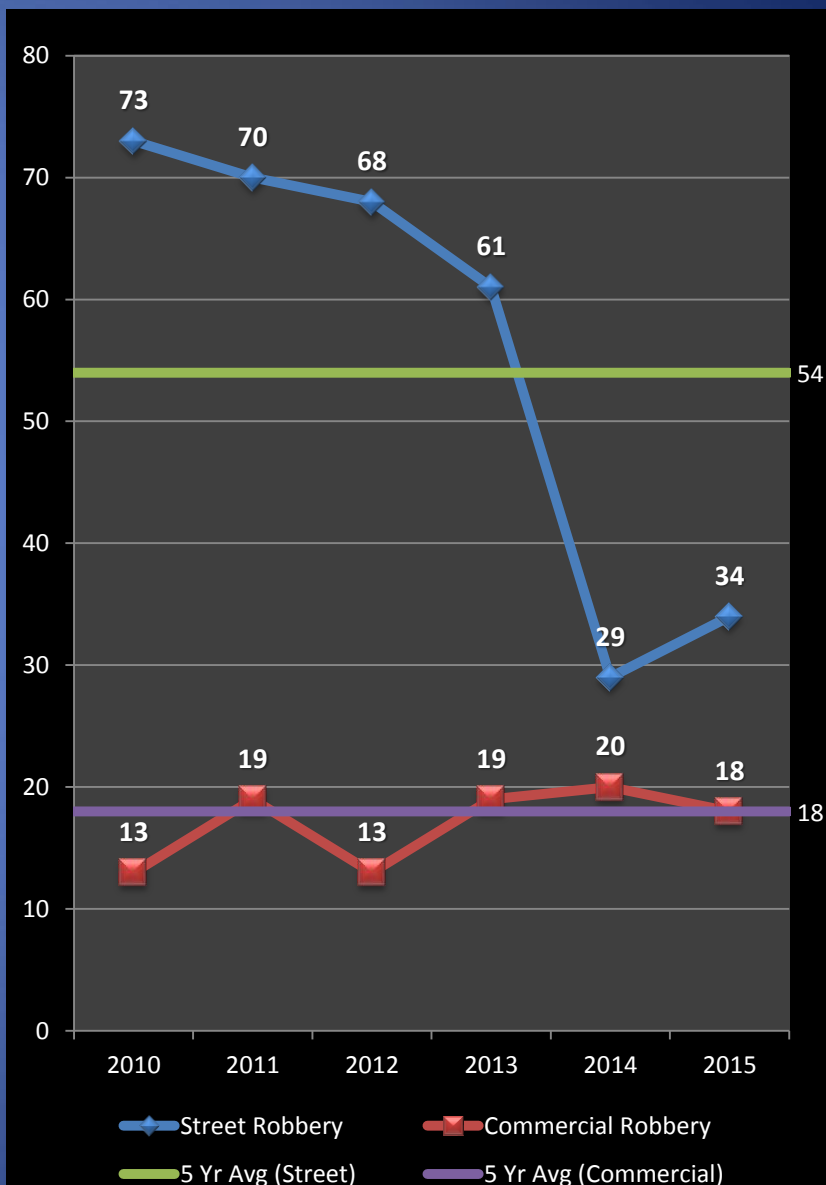
**+250%**

Previous Year

**+6%**

5 Year Average

**-27%**







# Bank Robberies in City – Summer of 2015


Cambridge Police BridgeStat



Bank robbery at E. Boston Savings Bank at 2172 Mass Ave on 8.5.15 at 9:17a. White female or white male, 5'5", passed note, fled w/ \$182.

Bank Robbery at East Cambridge Savings on 6.1.15 – The 1<sup>st</sup> bank robbery for City in 363 Days

Linda Hennessey of 10 Russell St, Cambridge, was arrested for 2 Somerville bank robberies



Bank robbery at TD Bank, 1270 Mass Ave on 8.11.15 at 10:50 – suspect passed note



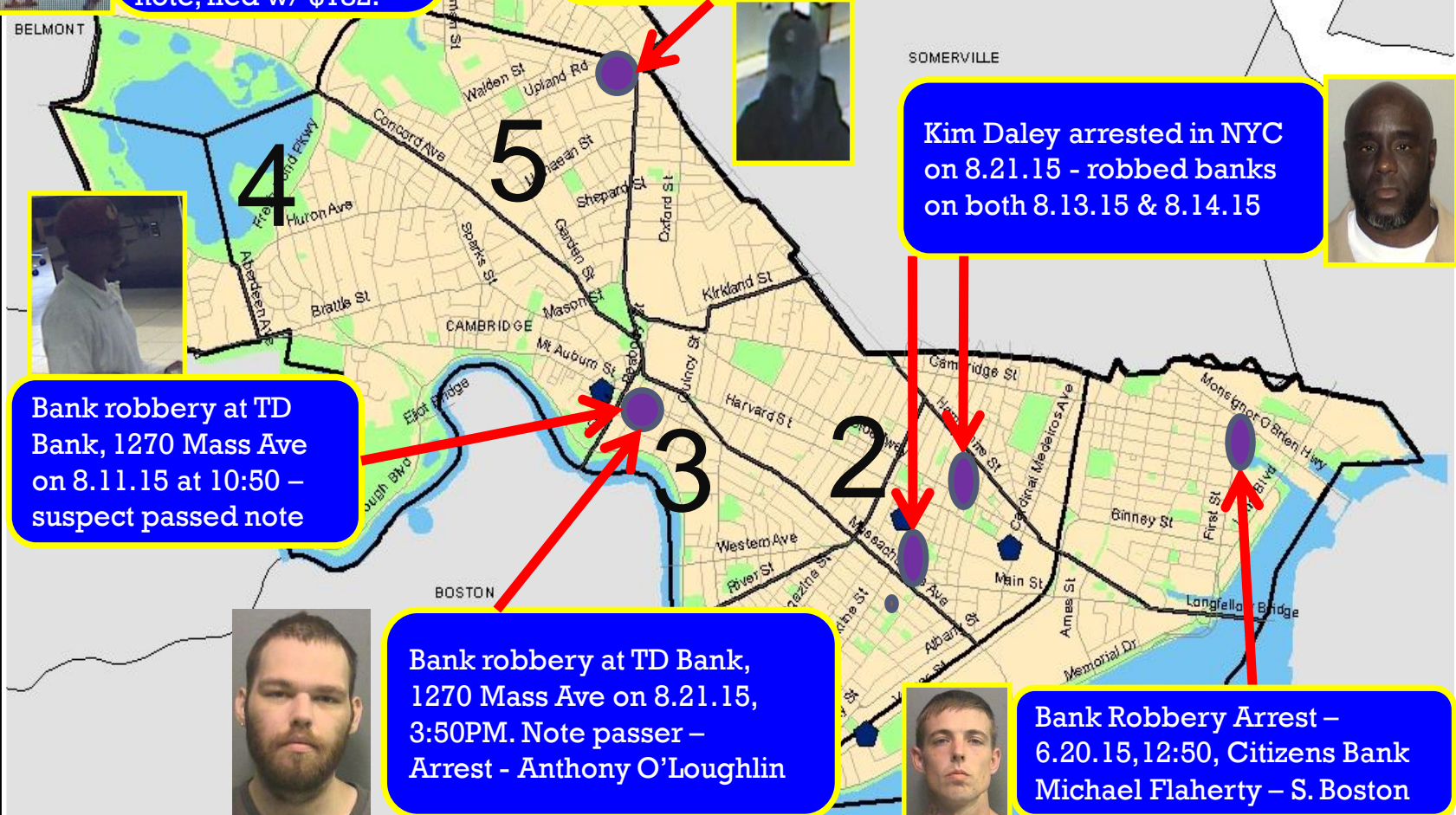
Kim Daley arrested in NYC on 8.21.15 - robbed banks on both 8.13.15 & 8.14.15



Bank robbery at TD Bank, 1270 Mass Ave on 8.21.15, 3:50PM. Note passer – Arrest - Anthony O'Loughlin



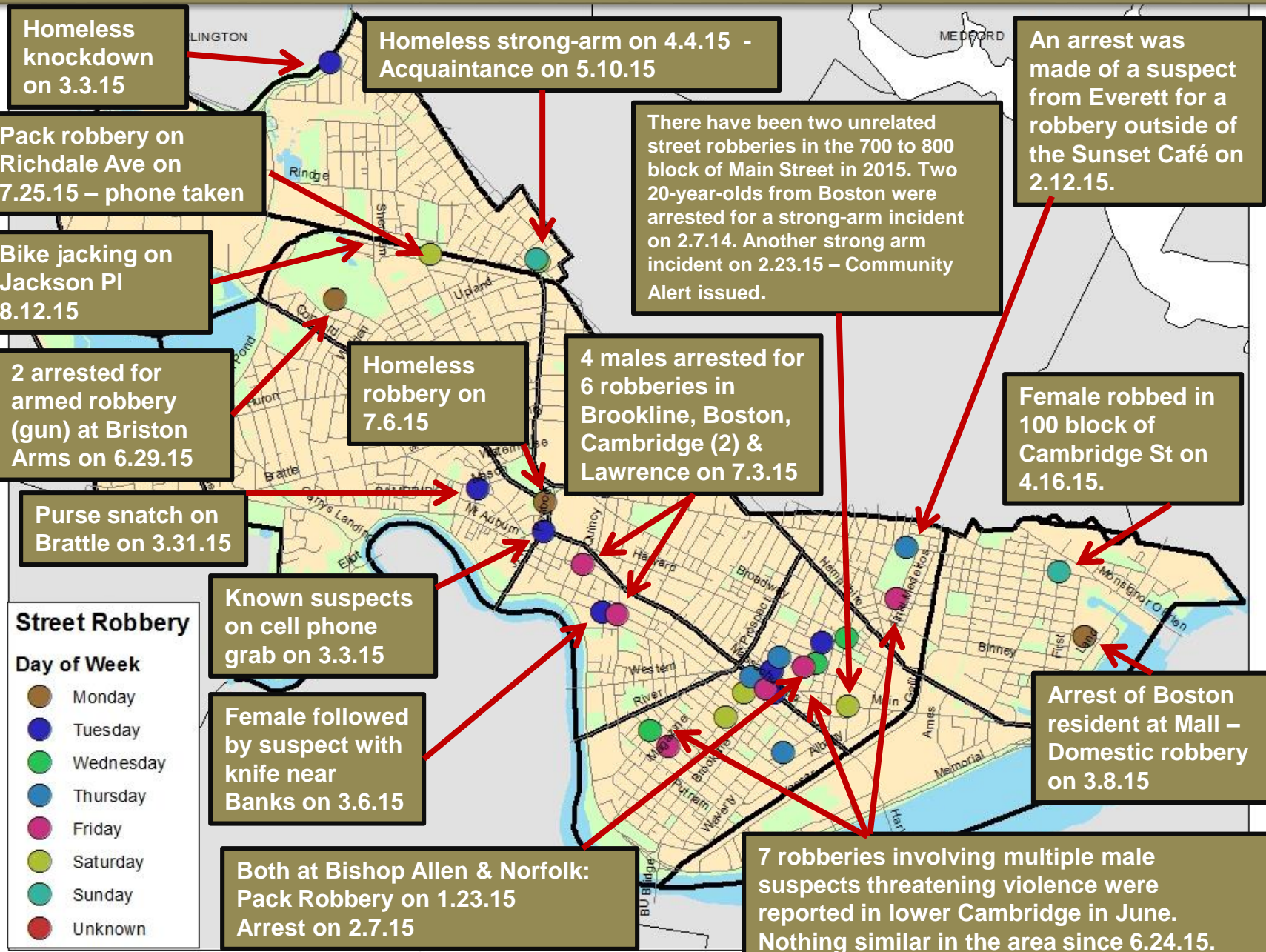
Bank Robbery Arrest – 6.20.15, 12:50, Citizens Bank Michael Flaherty – S. Boston







# Geographic Breakdown of Street Robberies: 1.1.15 to 8.31.15





# Burglary

## Emerging Patterns

- After recording a historic 50-year low watermark in 2014, the property index crime of burglary, the combination of residential and commercial breaks, has ratcheted up 50% when measured against the first eight months of 2014. Much of this rise can be attributed to a surge in commercial breaks from 34 incidents in 2014 to 71 between January and August 31st of 2015.
- The five-year average for overall burglary in Cambridge for the first eight months of the year is 262 incidents. From January 1<sup>st</sup> to August 31<sup>st</sup> of 2015, 288 burglaries were recorded, which translates to a 10% increase above the projected total.
- Commercial break trends identified in 2015 consist of a series of construction site breaks in February, and a clustering of incidents in Porter Square, Huron Village, and Central Squares that have abated since the middle of March. There had been a sharp increase in thefts from offices in Central and Porter Squares during April and May of this year. The rate of commercial burglary has declined sharply over the past two months with only 9 reported during July and August.
- Housebreak patterns in Cambridgeport and East Cambridge have diminished and are now considered interdicted. A new series in Riverside & Mid Cambridge was identified in late August. See the following slides for a review of housebreak activity in Cambridge during the Summer of 2015.

### Percent Change

Last 4 Weeks

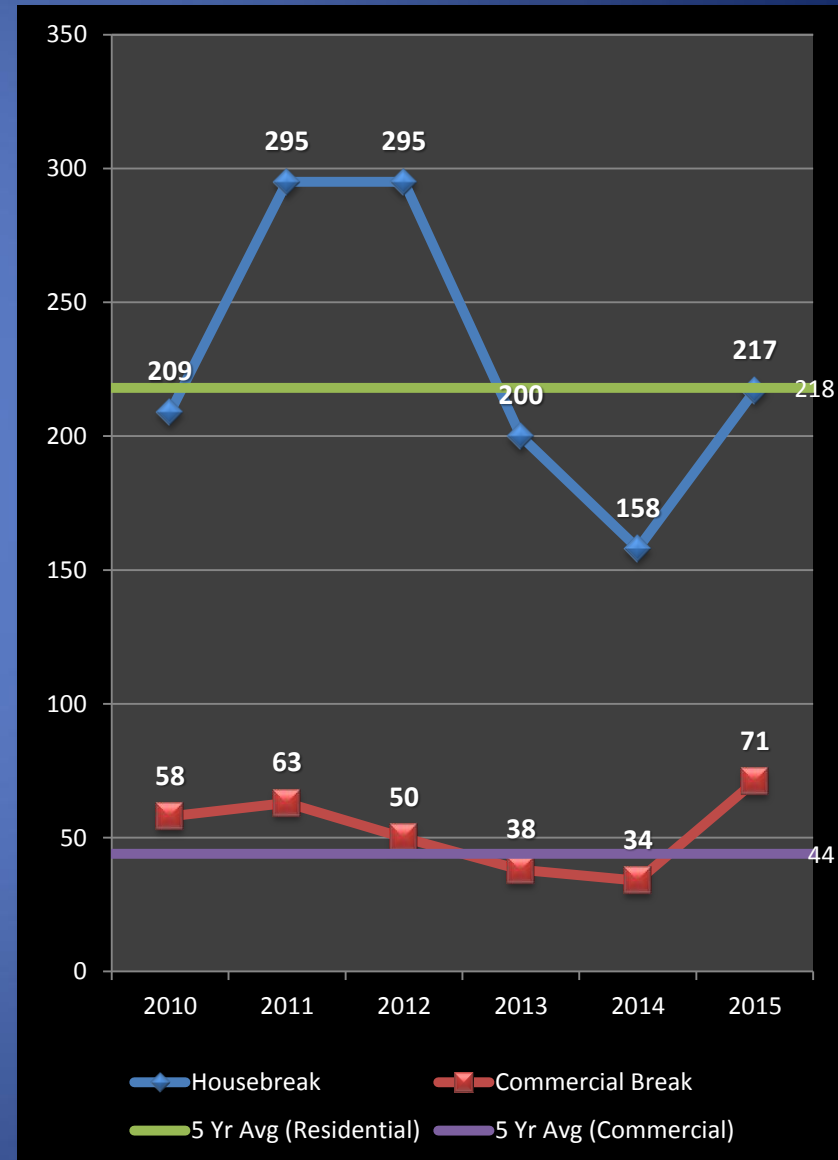
Previous Year

5 Year Average

**-22%**

**+50%**

**+10%**

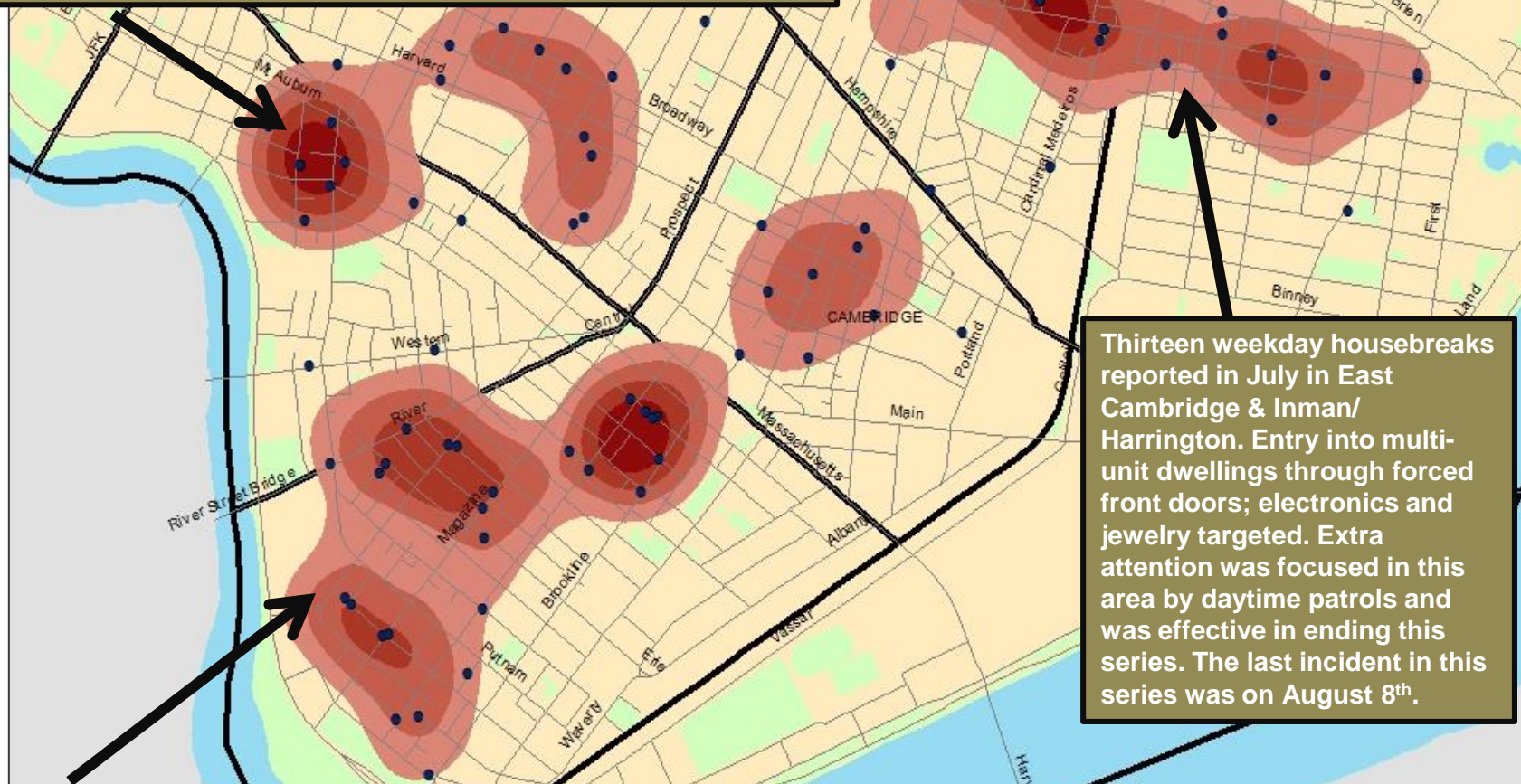






# Housebreak Patterns in Cambridge – Summer of 2015

A housebreak series was identified on August 18<sup>th</sup> on the border of Riverside and Mid-Cambridge. The majority of the 15 housebreaks have been late in the afternoon on Tuesday and Wednesday. See the next side in this presentation for a complete review of the pattern.



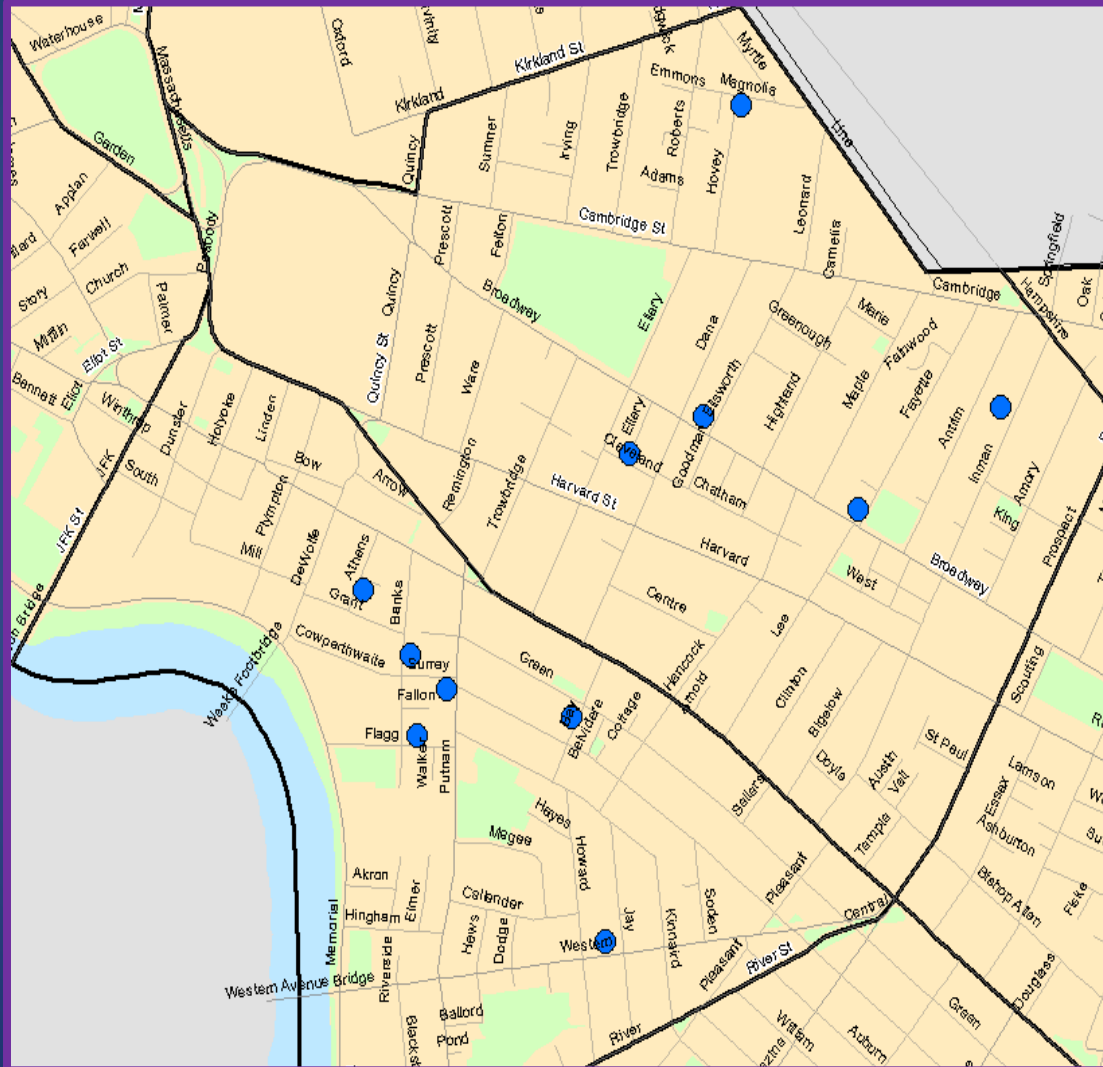
Thirteen weekday housebreaks reported in July in East Cambridge & Inman/Harrington. Entry into multi-unit dwellings through forced front doors; electronics and jewelry targeted. Extra attention was focused in this area by daytime patrols and was effective in ending this series. The last incident in this series was on August 8<sup>th</sup>.

There were two distinct and separate series of housebreaks that were operational in Cambridgeport for a major portion of the Summer. In the upper section of the neighborhood there were 19 incidents that were daytime incidents in the middle of the week. In the lower of the area, a weekend series of breaks targeting vacant residences was identified. A combination of undercover surveillance, directed patrols, neighborhood walks and meetings appears to have diminished this activity with the last crime occurring on August 20<sup>th</sup>.



# Mid-Cambridge /Riverside Housebreak Pattern

Cambridge Police BridgeStat



A housebreak series has emerged since 8/18/15, currently consisting of 15 breaks:

**Riverside breaks** (8) have mostly been on a **Tuesday**, once on **Wednesday**. Two time frames:

- 1:00p – 4:00p
- 8:00p – 10:00p

**Mid Cambridge breaks** (7) have been spread throughout the week, but mostly **Tues, Wed, Thurs**:

- 12:00p – 2:30p
- 7:00p – 9:00p

Laptops primarily targeted. Entry via window (cut screen, removed AC) or unlocked front doors; two on Banks St were forced doors.





# LARCENY

*No Patterns*

- **Larceny through the first eight months of 2015 is up 3% (or 40 incidents)** when compared with the same time frame in 2014. The total of 1333 larcenies reported year-to-date remains 11% below the 5-year weighted average of 1492 incidents.
- **Larcenies from motor vehicles through August have increased by just 7 crimes, or 2%, over the number reported during the same time frame in 2014.** There are currently no patterns anywhere in the city.
- **Larcenies from the person continue their downward momentum. Through the first eight months of 2015, this crime type is down 19%** when compared with the same time frame last year, and is down 44% below the 5-year average. Only 10 were reported citywide in August. Harvard Sq and the Galleria Mall saw the most incidents this month, with 3 each.
- **There have been 239 larcenies from buildings reported during the first eight months of 2015.** This is 1% (3 incidents) above the 236 incidents reported in 2014 and 5% below the 5-year average of 251. Aside from a few sporadic thefts of employee property from back rooms at Harvard Square restaurants/cafes, no patterns or trends of this crime type emerged in August. Similar to July, most incidents this month involved items left unattended on store counters or forgotten / left behind when patrons left establishments.
- **Similar to last year, larcenies from residences continue to be on the rise, registering 26% (34 incidents) higher through August of 2015 than during the same time frame last year.** Over 52% (85) of the 163 incidents to date have involved package thefts from residences. Only 7 were reported in August, which is down from previous months. No neighborhood experienced more than 1 this month. Year-to-date, Mid-Cambridge has seen the most with 21, followed by North Cambridge with 15. Incidents remain sporadic with no temporal patterns identified at this time.
- **Year-to-date, there have been 250 bikes reported stolen in Cambridge, up 10% from the 228 reported through the first eight months of 2014 and just 1 incident below the 5-year average.** Despite the year-to-date increase, bike thefts actually saw a decrease from July to August, with 17 fewer incidents reported this month. Cambridgeport saw the most activity in August with 15 incidents, followed by East Cambridge with 11.

## Percent Change

Last 4 Weeks

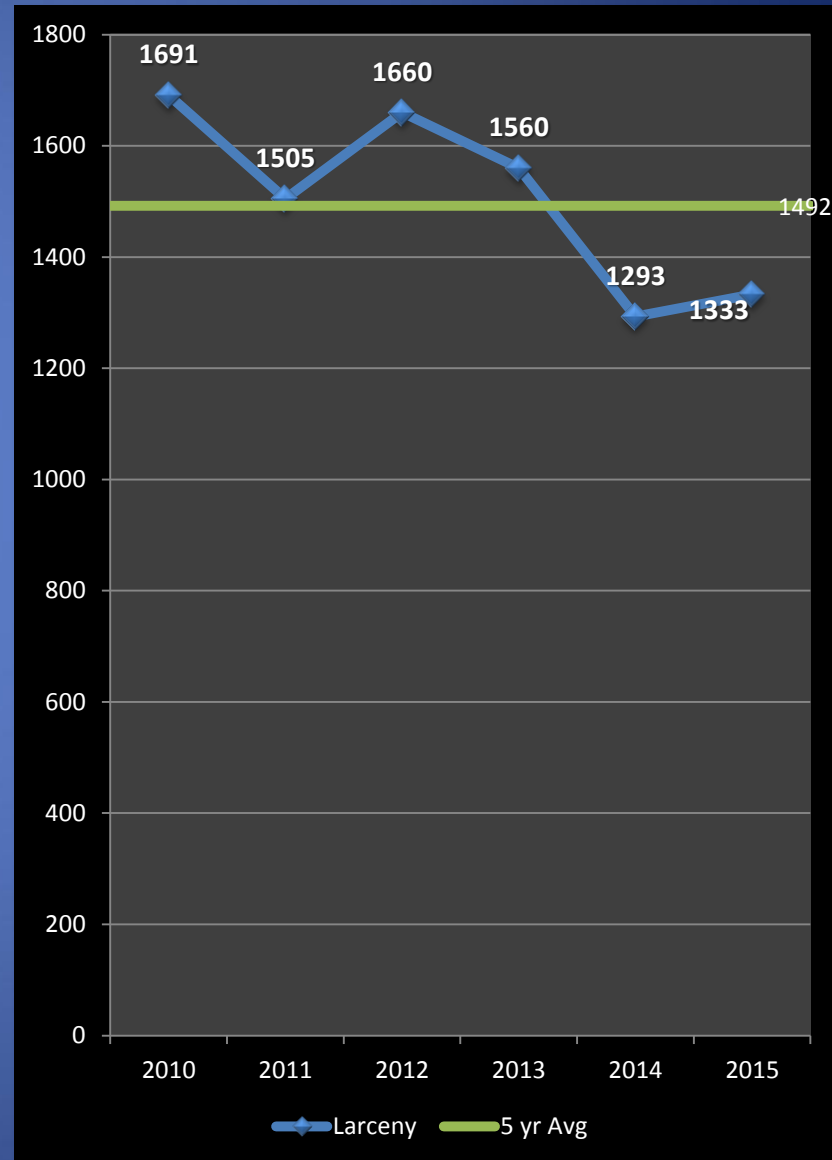
**-20%**

Previous Year

**+3%**

5 Year Average

**-11%**





## LARCENY From MV

*No Patterns*

- Larcenies from motor vehicles climbed from 290 thefts over the first eight months of 2014 up to 297 incidents through the end of August this year. The 5-year average for larceny from MVs in Cambridge for the first eight months of the year is 373 incidents. The 297 LMVs so far in 2015 points to a 20% decline below the projected total.
- The Summer of 2015 has been exceptionally quiet for a target crime that usually peaks during the warm weather months. The combined total of fewer than 60 LMVS in Cambridge for the months of July and August is an astonishingly low number. Warm weather weekends in Cambridge usually produce ten thefts from cars in the City. That number fell to an average of three incidents per weekend during the Summer of 2015.
- There was an uptick in larcenies from motor vehicles in Area 4 in August with ten incidents reported. Thefts occurred throughout the week into unlocked vehicles between the early morning hours of 1AM and 4AM, with the intersection of Main St and Windsor St as an identified hotspot.
- The majority of the crimes this year are involving motor vehicles that have been left unlocked, as this is a crime of opportunity for those looking for a quick grab. Only 3 of the 24 victims in August reported that their window was broken in order to gain entry, and another 3 stated they had left their windows down.
- No arrests were made in the 24 thefts that were reported in August.

### Percent Change

Last 4 Weeks

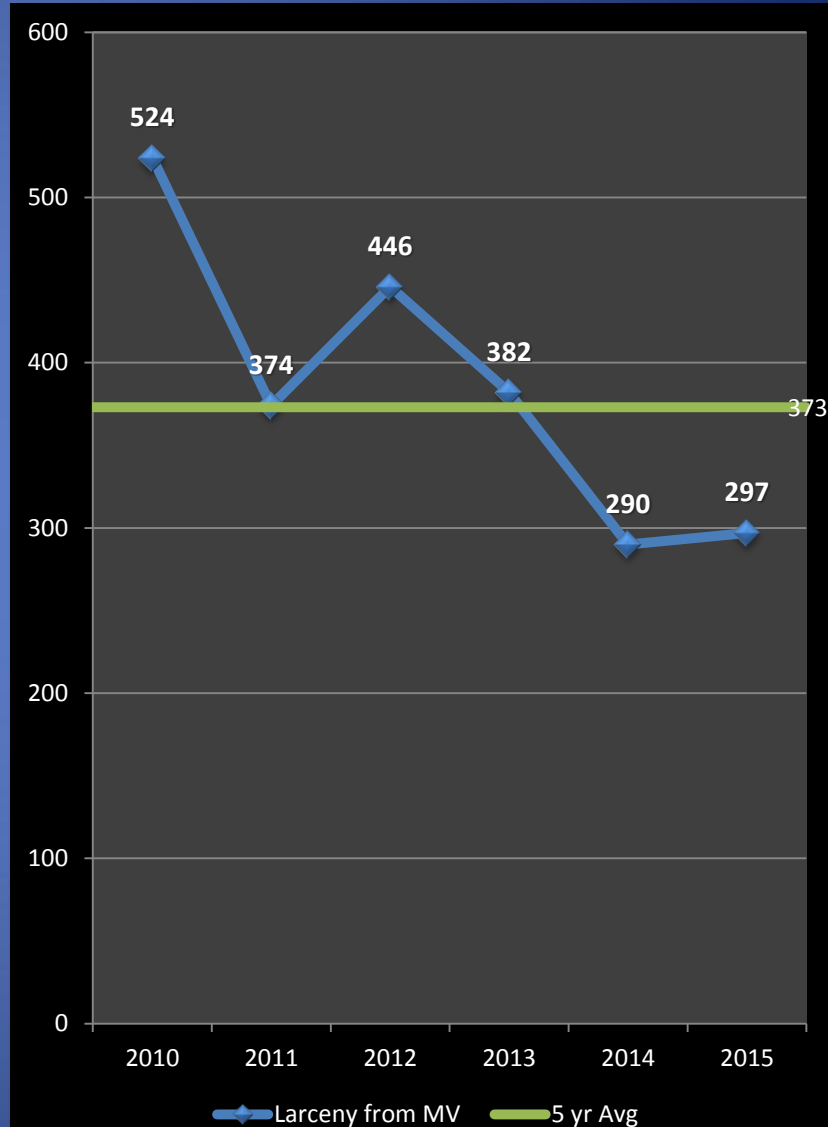
**-29%**

Previous Year

**+2%**

5 Year Average

**-20%**

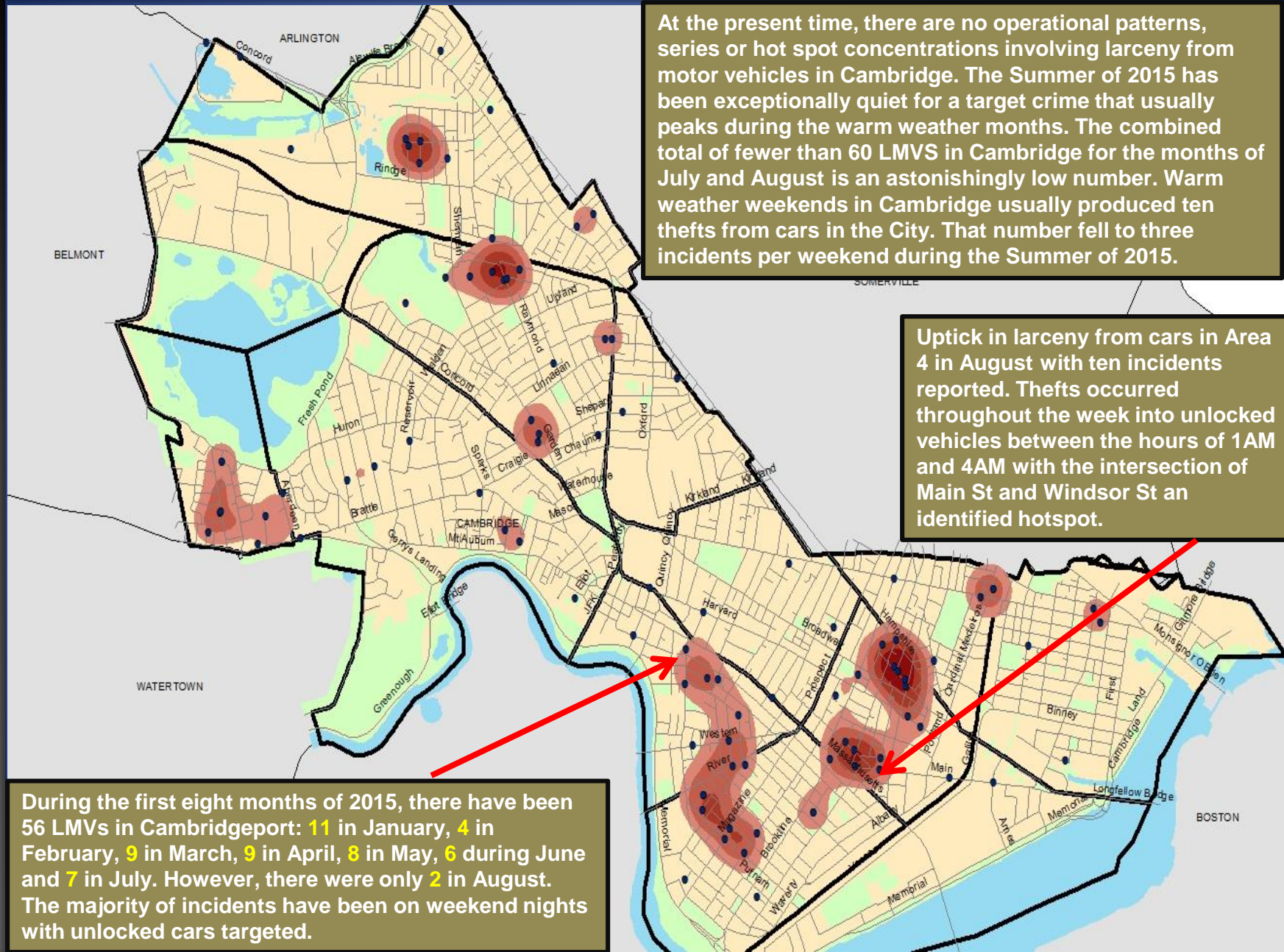




# Larceny from MVs Trends: Summer of 2015

Cambridge Police BridgeStat

August  
2015







## LARCENY: *from Person*

### *No Patterns*

- Larcenies from the person are down 27 incidents through the first eight months of 2015 when compared with the same time frame in 2014. The total of 112 incidents reported thus far in 2015 is 88 incidents, or 44%, below the five-year average of 200. Incidents have dropped over the last four weeks when compared with the previous four weeks, with 7 fewer reported. Harvard Square and the East Cambridge/Galleria area saw the most overall activity in August with 3 incidents each, followed by Central Square with 2.
- Very little pattern activity was seen in 2014, and this trend has continued through 2015. In past years, much of the larceny from person activity was reported at bars and restaurants in the Squares (known as "dipper" activity). In July, there was one dipper incident reported citywide; the theft of a purse from a restaurant in Harvard Square. In August, there were none reported.
- In August, three thefts occurred while people were dining at the time of the incidents. As has also been a new trend for the summer months, both July and August each saw three thefts at parks while victims' belongings were left unattended. These occurred throughout the city with no patterns developing.
- Official totals for 2014 put the final number of larcenies from the person at 220 incidents for the year. This was 35% below the 341 incidents reported in 2013. Part of the explanation for the large reduction in this crime type over the past year may be that a number of the more prolific thieves, particularly ones that tend to target the Harvard Square area, are currently incarcerated.

### Percent Change

Last 4 Weeks

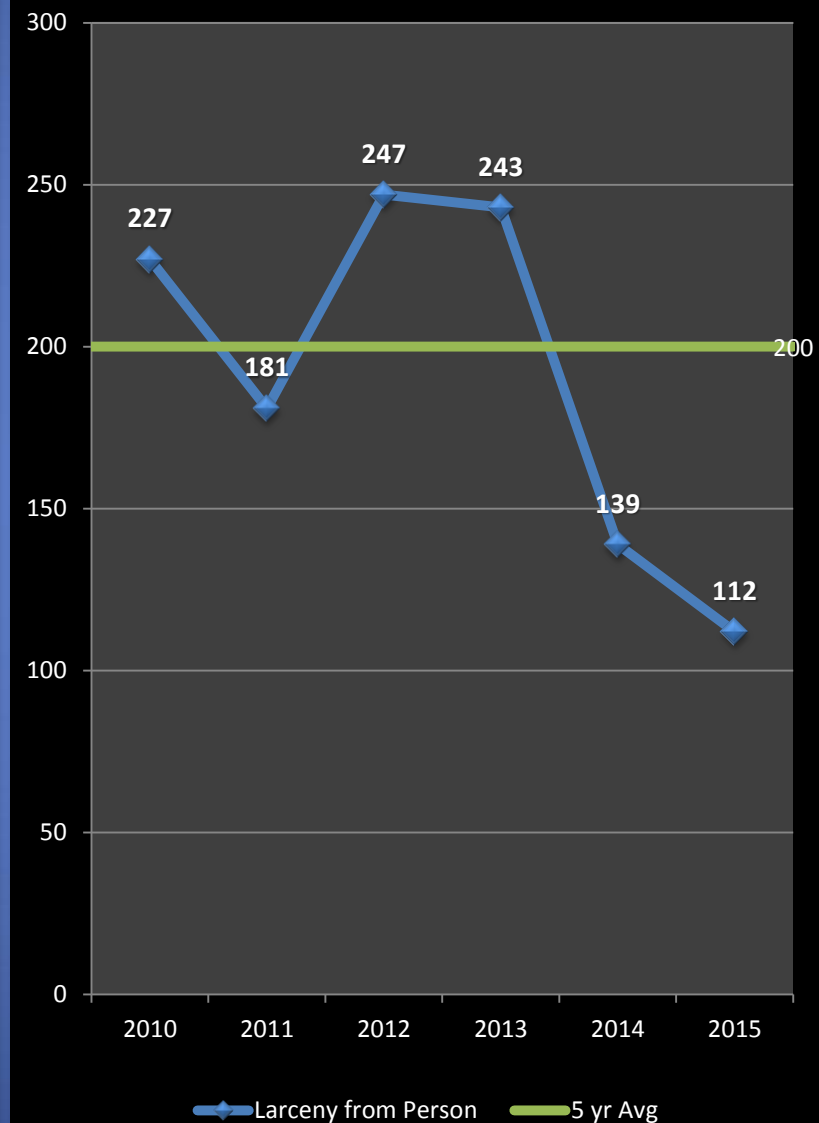
**-44%**

Previous Year

**-19%**

5 Year Average

**-44%**





# LARCENY: of Bicycle

## No Patterns

- Through the first eight months of 2015, there have been 250 bicycles reported stolen citywide in Cambridge. This is 22 incidents above the 228 thefts reported during this time frame in 2014 (+10%) and 1 incident below the five-year average of 251.
- Due to the record-breaking snowy and cold winter this year, our numbers were understandably low prior to May. In fact, likely because of the weather, not a single bike theft was reported in February, and only 4 were reported in March. With the turn of the weather, numbers jumped to 14 thefts in April, to 40 each in May and June, and reaching a peak of 72 in July. Thefts dropped off a bit in August, slipping to 63 reported incidents. Neighborhoods that saw most bike thefts this month were Cambridgeport (15) and East Cambridge (11).
- Hotspot areas can be found in the major Squares.
- Just under 73% (181) of the 250 bicycles stolen year-to-date in 2015 were locked at the time of the thefts.
- Breakdown by Neighborhood, year-to-date 2015:**

Neighborhood	Total	% Citywide
East Cambridge & Cambridgeport	36 each	14% each
West Cambridge & Riverside	30 each	12% each
Mid-Cambridge	26	10%

### Percent Change

Last 4 Weeks

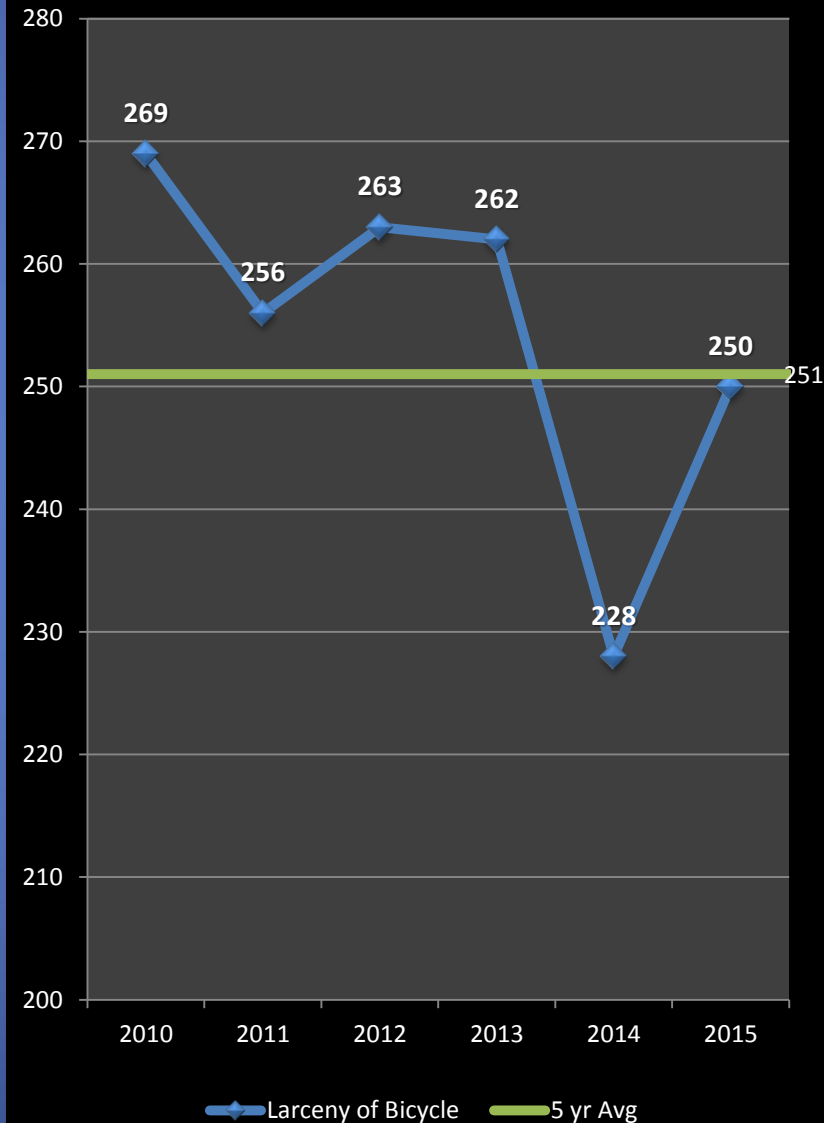
-25%

Previous Year

+10%

5 Year Average

0%

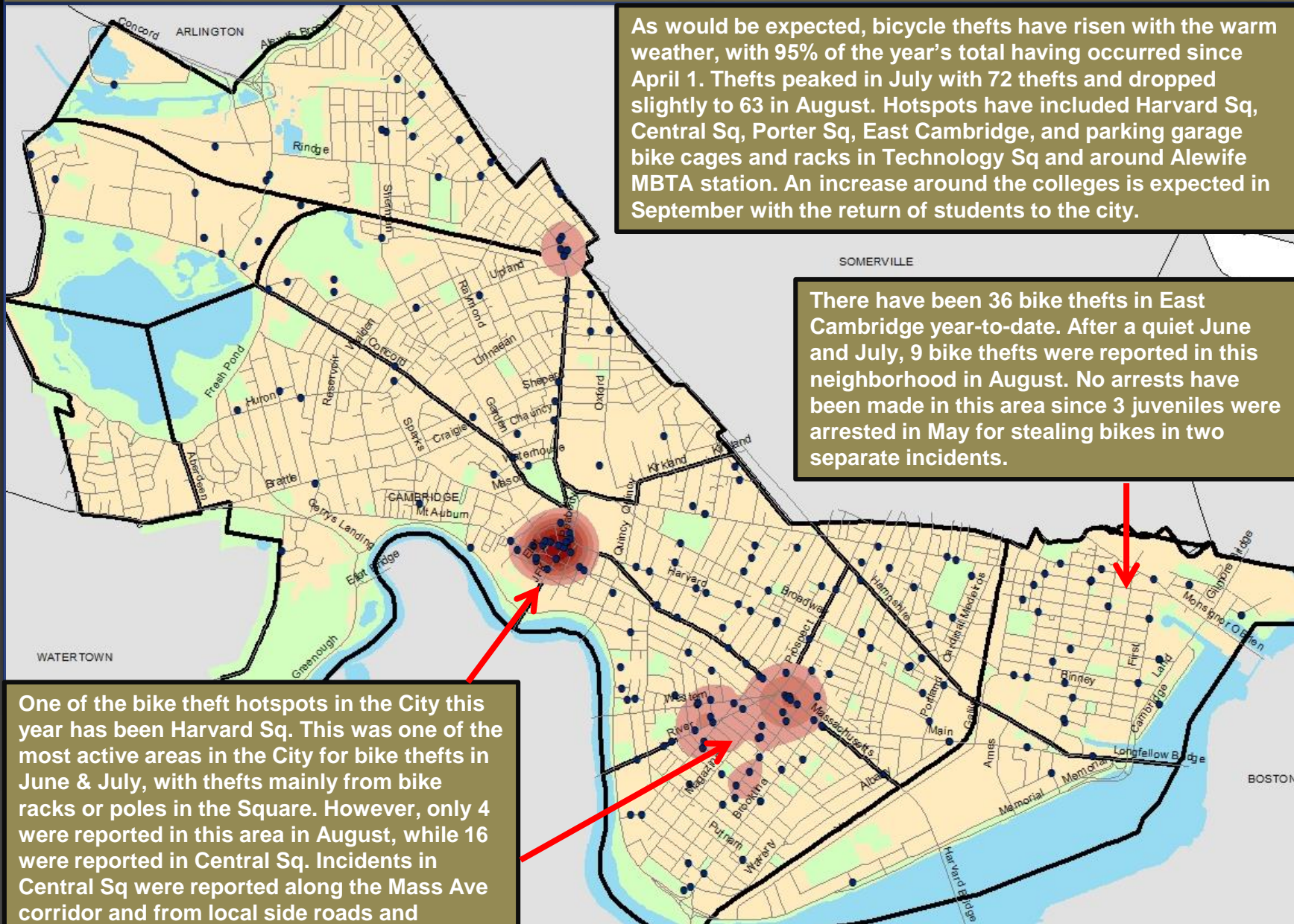




# Larceny of Bicycles: 4.1.15 to 8.31.15

Cambridge Police BridgeStat

August 2015





# AUTO THEFT

*No Patterns*

- The projected 5-year weighted average for auto thefts through the first eight months of the year is 88 incidents. With 84 thefts reported year-to-date, we are 5% below the average and 5% (four incidents) below the number reported during this time frame in 2014.
- There were 11 auto thefts reported in the past four weeks, which is down 2 incidents or 15% from the previous four weeks. With temperatures heating up, so did the thefts of scooters and motorcycles. From June 1<sup>st</sup> to August 3<sup>rd</sup> we had 35 auto thefts, and of those 35, only 7 were automobiles. The highest ranking neighborhoods for two-wheeled thefts during this time were Cambridgeport with 6, and Area 4 and Mid-Cambridge, each with 4. However, quite surprisingly, only 1 scooter was reported stolen in August, with the other 10 thefts involving automobiles. We would expect this switch back to auto thefts to continue as the weather gets cooler in the Fall.
- Since the beginning of the year, the following neighborhoods have been the top four in auto thefts: Cambridgeport (16), North Cambridge (14), Area 4 (9), and Mid Cambridge (8). A larger number of auto thefts in West Cambridge (7) is due to an auto rental company reporting vehicles that were rented and not returned in a timely fashion as stolen.
- Of the 84 cars stolen thus far in 2015, 45 (54%) have been recovered to date.

## Percent Change

Last 4 Weeks

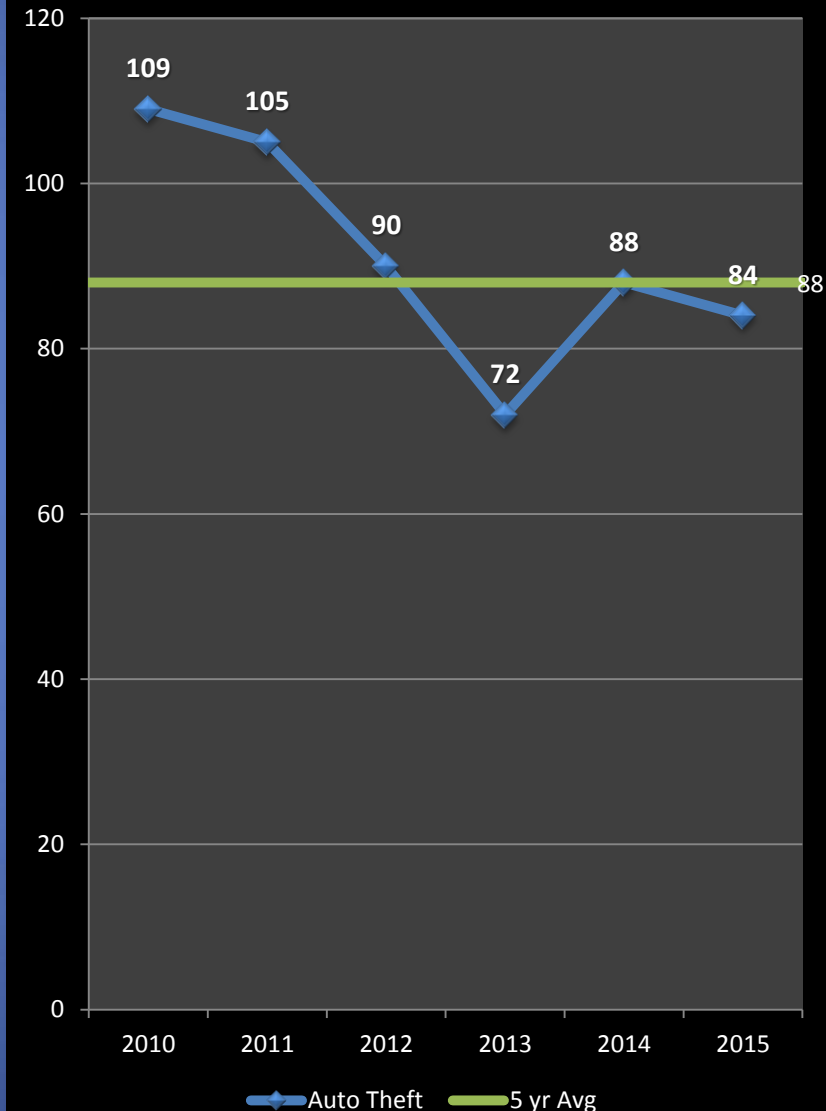
**-15%**

Previous Year

**-5%**

5 Year Average

**-5%**







# Help Prevent Crime

*And keep yourself informed!*

## To receive information from the CPD:

- Sign up with for the **Cambridge Alert Network**, to receive alerts about emerging crime patterns, neighborhood meetings, and crime prevention tips, by visiting [www.CambridgeMa.gov/AlertNetwork](http://www.CambridgeMa.gov/AlertNetwork).
- “Like” the Cambridge Police Department on Facebook at [www.facebook.com/CambridgePolice](http://www.facebook.com/CambridgePolice)
- Follow [@CambridgePolice](https://twitter.com/CambridgePolice) on Twitter.
- Visit our website at [www.CambridgePolice.org](http://www.CambridgePolice.org) for valuable information and reports including the Daily Log and BridgeStat, which is published on the first Friday of every month.
- Download our new “MyPD” smartphone app at [www.CambridgePolice.org/MyPD](http://www.CambridgePolice.org/MyPD).

## To Share Information with the CPD:

- Call our Non-Emergency Telephone Number at **617-349-3300**.
  - Every call for service generates a police response, so help drive our resources by reporting things that seem suspicious or out of the ordinary.
- Send an Anonymous TEXT-A-TIP:
  - Send an ANONYMOUS text message to **Tip411 (847411)**. Begin your message with Tip650 and then type your message. You will receive a response from the Cambridge Police with the option to continue communicating. Please remember that this is not a replacement for 9-1-1. **If you witness an emergency situation, please call 9-1-1 immediately.**
- Send an Anonymous Crime Tip E-Mail at [www.CambridgePolice.org/Tips](http://www.CambridgePolice.org/Tips)



- The complete 2014 Cambridge Police Annual Crime Report is available on our website at [www.CambridgePolice.org](http://www.CambridgePolice.org).

