



# Cambridge Police Department BridgeStat

September 2015

Produced by the Crime Analysis Unit



# Part I Total Crime

For the first three quarters of 2015, serious crime in Cambridge has increased slightly by 3% when compared with the same time period last year. There have been 71 additional Part 1 index crimes reported in the City over the first nine months of the year when compared with 2014. When measured against the 5-year average for the time period between January and the end of September, a notable 11% reduction has been recorded.

Further analysis of the crime totals for the first nine months of this year indicates that violent crimes registered a 3% decrease with six fewer incidents below the same time period last year, while property crimes have edged upward 4% with 77 additional incidents reported when compared with the 2014 numbers.

The property crime of burglary is the key indicator and the driving force behind the modest increase in crime numbers this year. The index crime of burglary has incurred a 58% rise with 118 additional breaks reported. The surge in burglary this year should be tempered by the fact that the 2014 totals for this property crime in Cambridge were at their lowest point in over 50 years.

	4 Week Snapshot			Year to Date			Five Year	
	8/4-8/31	9/1-9/28	Change	2014	2015	Change	Avg	Change
Total Violent Crime	23	29	26%	224	218	-3%	268	-19%
Total Property Crime	209	187	-11%	1821	1898	4%	2100	-10%
Total Part I Crime	232	216	-7%	2045	2116	3%	2368	-11%



# Part I Property Crime

Analysis of property crime totals for the first three quarters of 2015 indicates a 4% ascent when measured against the 2014 totals and a 10% fall below the 5-year average. One of the more significant statistics for this year is the 105% increase in the commercial burglary category. This sudden increase in commercial breaks may be part of a regional trend that emerged early in 2015. This trend appears to be reversing after declines of 57%, 43%, and 50% in commercial burglaries were recorded for the summer months of June, July, and August. The warm weather months typically are plagued with numerous larceny from motor vehicle and larceny from the person series. There were zero patterns for these crimes identified in Cambridge during the Summer of 2015. Larceny from the person (-42%) and larceny from MVs (-28%) have registered significant percentage declines below their 5-year averages.

	4 Week Snapshot			Year to Date			Five Year	
	8/4-8/31	9/1-9/28	Change	2014	2015	Change	Avg	Change
<b>Burglary</b>	<b>40</b>	<b>31</b>	<b>-23%</b>	<b>202</b>	<b>320</b>	<b>58%</b>	<b>295</b>	<b>8%</b>
Commercial Break	3	7	133%	38	78	105%	49	59%
Housebreak	37	24	-35%	164	242	48%	246	-2%
<b>Larceny</b>	<b>159</b>	<b>144</b>	<b>-9%</b>	<b>1519</b>	<b>1483</b>	<b>-2%</b>	<b>1706</b>	<b>-13%</b>
Larceny (Misc)	3	3	0%	30	35	17%	25	40%
Larceny from Building	26	22	-15%	271	263	-3%	281	-6%
Larceny from MV	25	15	-40%	345	313	-9%	435	-28%
Larceny from Person	10	17	70%	162	130	-20%	223	-42%
Larceny from Residence	17	17	0%	154	181	18%	149	21%
Larceny of Bicycle	52	42	-19%	270	292	8%	291	0%
Larceny of Plate	3	1	-67%	20	19	-5%	23	-17%
Larceny of Services	1	1	0%	11	10	-9%	14	-29%
Shoplifting	22	26	18%	256	240	-6%	264	-9%
<b>Auto Theft</b>	<b>10</b>	<b>12</b>	<b>20%</b>	<b>100</b>	<b>95</b>	<b>-5%</b>	<b>99</b>	<b>-4%</b>
<b>Total Property Crime</b>	<b>209</b>	<b>187</b>	<b>-11%</b>	<b>1821</b>	<b>1898</b>	<b>4%</b>	<b>2100</b>	<b>-10%</b>



# Part I Violent Crime

The projected five-year weighted average for violent crime in Cambridge for the first three quarters of 2015 was 268 incidents. Through September 28<sup>th</sup> of this year, there were 218 violent crimes reported in the City, 50 serious violent crimes under the total forecasted for this period (-19%) and 6 crimes below the same time frame last year (-3%).

There have been four additional street robberies reported in Cambridge this year when compared with the same time frame in 2014, indicating an 11% increase. The 5-year average for street robbery in Cambridge for the first nine months of the year is 62 incidents. Thus far in 2015, 41 street robberies have been registered, which translates to a 34% decrease below the projected total. The street robbery total in 2014 was the lowest in Cambridge in 50 years.

There have been three murders in Cambridge during the first three quarters of 2015 as compared to two during the same time period last year. Rape has decreased by one incident over the first nine months of 2015, down from 24 in 2014 to 23 so far this year. There have been five fewer aggravated assaults in 2015 during the first nine months of the year.

	4 Week Snapshot				Year to Date				Five Year	
	8/4-8/31	9/1-9/28	Change		2014	2015	Change		Avg	Change
Homicide	1	1	0%		2	3	50%		2	50%
Rape	1	2	100%		24	23	-4%		22	5%
Robbery	7	7	0%		60	59	-2%		82	-28%
Commercial Robbery	6	0	-100%		23	18	-22%		20	-10%
Street Robbery	1	7	600%		37	41	11%		62	-34%
Aggravated Assault	14	19	36%		138	133	-4%		162	-18%
Total Violent Crime	23	29	26%		224	218	-3%		268	-19%



# MURDER

No Patterns

- There have been three murders in Cambridge during the first nine months of 2015:
- On April 14<sup>th</sup>, 2015, Carlos D. Colina was arraigned in Middlesex District Court and was charged with the murder of Jonathan Camilien, 26, of Somerville. This was the first murder of 2015 in Cambridge. Colina was indicted in Superior Court on June 11<sup>th</sup>, 2015, on charges of murder and improper disposal of human remains after the victim's dismembered body was found in Kendall Square in April.
- On August 24<sup>th</sup>, Roosselin Altidor, 25, of Medford was arraigned in Cambridge District Court on a charge of murder in connection with a homicide in Cambridge on Wednesday, August 12. Rasaun Nichols, 31, of Cambridge, was killed by gunshots while in a vehicle in the area of Newtowne Court. This incident was the second homicide of 2015.
- Antwan Gonsalves, 33, of Cambridge was arrested on September 24<sup>th</sup> and charged with murder in connection with a homicide that involved a stabbing in Central Square on the night of September 12, 2015. This incident was the third homicide of 2015 in Cambridge.

## Percent Change\*

Last 4 Weeks

0%

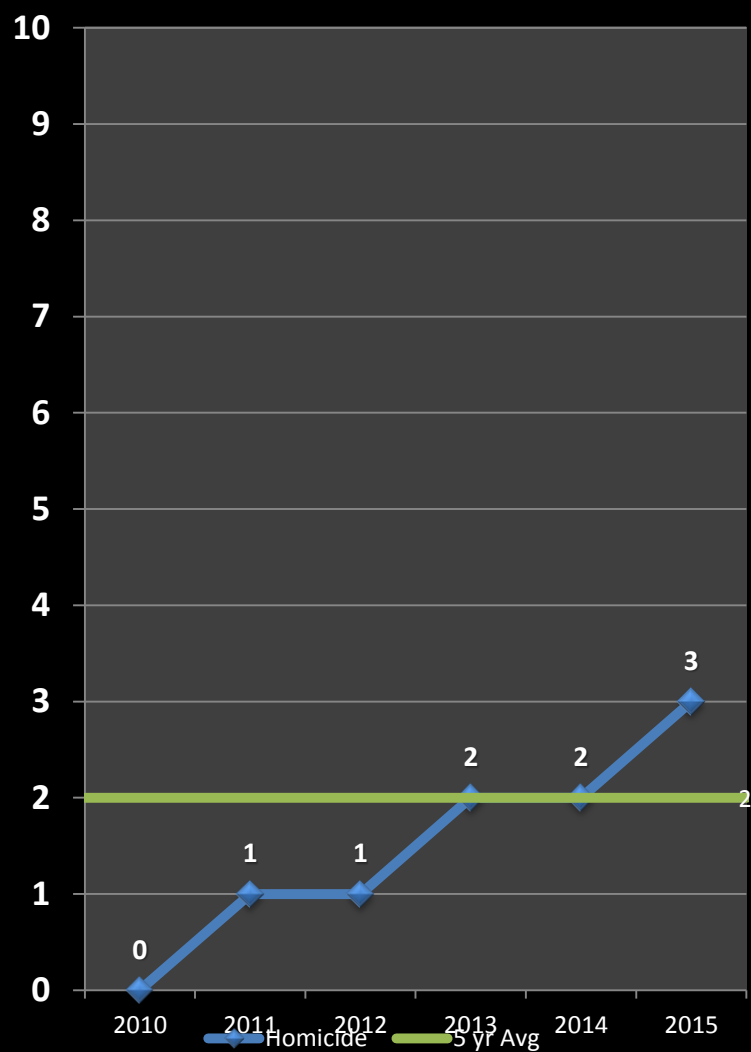
Previous Year

50%

5 Year Average

50%

\*IN -CAL: Percentages are not calculated for numbers so small as to present a statistically misleading percentage.







# Unsolved Murders: 1999 to 2015

**Colin Burton**, 30, of Dorchester, was shot and killed outside of Hi - Fi Pizza on Mass Ave in Central Square on September 18<sup>th</sup>, 1999. Burton was talking with the occupants of a Ford Explorer when the subject in the passenger seat fired through the window. Two suspects fled the scene. The case remains under active investigation.



September 18, 1999, Mass Ave



April 5, 2002, Mass Ave

**Ian Gray**, 19, of Mattapan, was in an argument outside of the Rhythm & Spice restaurant that spilled out onto Mass Ave. A suspect that had left the scene returned with a group of people and a fight ensued. A knife was produced during the altercation and four gunshots were fired, fatally wounding Gray. This case remains open.

On June 17<sup>th</sup>, 2002 at 7:00PM, **Ricardo Williams**, 27, of Malden, was found in the driver's seat of a motor vehicle suffering from a gunshot wound to his face. Williams was taken to CCH where he was pronounced dead. This case remains open.



June 17, 2002, Windsor St.

**\*Anyone with information about these crimes is asked to contact CPD at 617-349-3370.\***



# Unsolved Murders: 1999 to 2015

**Jason Ellcock**, 33, of Malden, formerly of Cambridge and father of three, was found with multiple gunshot wounds in front of the driveway to 364 Rindge Ave at 3:05 AM on the night of June 16<sup>th</sup>, 2009. He was pronounced dead at the scene. This incident remains under investigation.



June 16, 2009, Rindge Ave



March 12, 2011, Brookline St.

**James Lauture**, 30, of Cambridge, was sitting in a vehicle near Brookline and Watson Streets just after midnight on Saturday, March 12<sup>th</sup>, 2011, when an unknown gunman opened fire. The occupants in the car were able to drive to Central Square. Lauture died from multiple gunshot wounds. The other man in the vehicle survived. This case remains open.

On June 3<sup>rd</sup>, 2012, **Charlene Holmes**, 16, of Cambridge, was shot while sitting on a porch on Willow St. She later succumbed to her wounds at the hospital. The investigation into this incident remains active, but no arrests have been made to date.



June 3, 2012, Willow St



July 3, 2014, Windsor Street.

On July 3<sup>rd</sup>, 2014, at 10:00 PM, **Kensley David**, 22, suffered a single gunshot wound to the head while on Windsor Street. Investigators believe that the incident was not random. This case remains under investigation

**\*Anyone with information about these crimes is asked to contact CPD at 617-349-3370.\***



# RAPE

*No Patterns*

- There were 23 rapes reported in Cambridge during the first three quarters of 2015, one less than the 24 incidents that were reported between January and September 28<sup>th</sup> of 2014.
- The following is the breakdown of Rape classifications in Cambridge so far in 2014: one stranger-to-stranger, twelve involving acquaintances, five contact situations, one domestic sexual assault, two blitz scenarios, and two incidents that are still under investigation and have yet to be classified.
- The only stranger-to-stranger incident reported so far in 2015 involved the following case: there was a blitz attack reported in the early morning hours of 7/24/15. A woman reported that she was the victim of an attempted sexual assault in West Cambridge. The victim was walking home from a friend's house alone. The victim was able to fend off the attacker and the suspect fled the area. Cambridge Police Department detectives are actively investigating this incident. A citywide alert was issued in response to this incident.

## Percent Change\*

Last 4 Weeks

**100%**

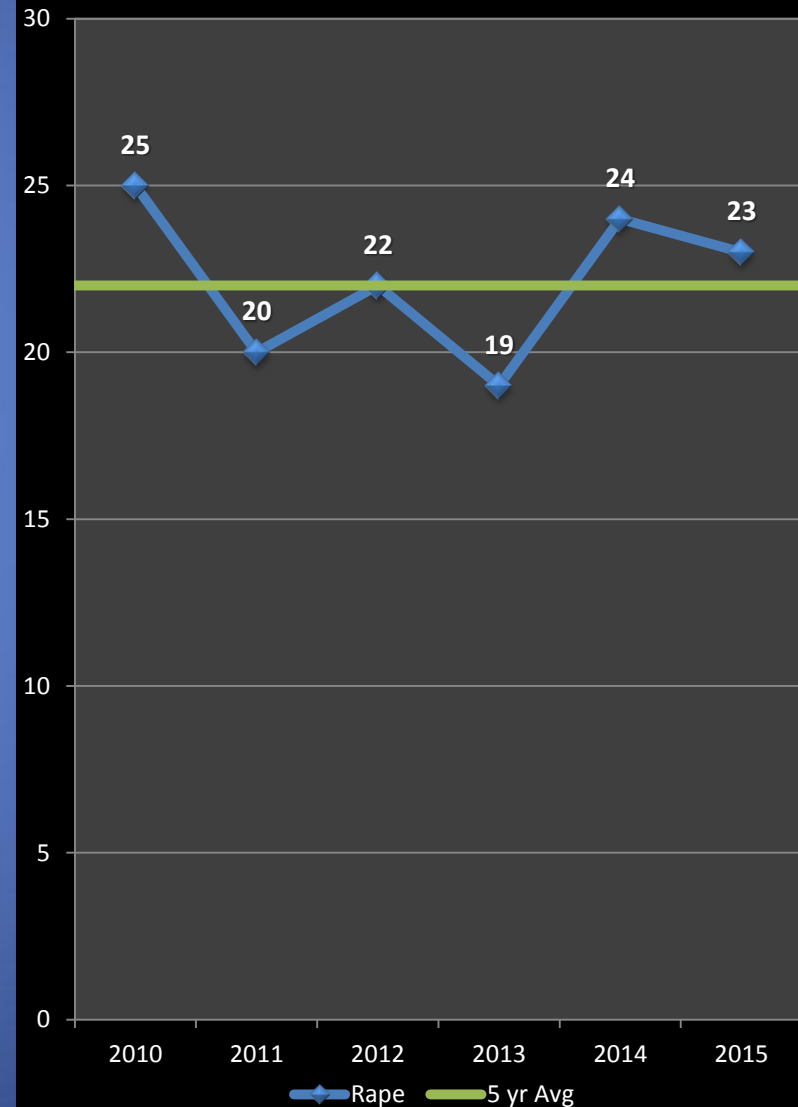
Previous Year

**-4%**

5 Year Average

**5%**

\*IN -CAL: Percentages are not calculated for numbers so small as to present a statistically misleading percentage.







# AGGRAVATED ASSAULT

*No Patterns*

- When comparing the total of aggravated assaults for the first three quarters of 2015 with the same time frame last year, there has been a small decline of 4% recorded, with 5 fewer incidents. The total of 133 aggravated assaults reported so far in 2015 was 29 incidents (-18%) under the 5-year average of 162 crimes for the time period of January 1<sup>st</sup> to September 28<sup>th</sup>.
- The suspect from the Porter Square stabbing that took place between two homeless individuals in May was arrested on 7/21/15 in Boston.
- Aggravated Assaults increased from 14 incidents in August up to 19 reported incidents (+36%) in September.
- Domestic assaults, which typically make up around 40% of the aggravated assault total in Cambridge, are only accounting for 29% of the total thus far in 2015.
- In September, there was only one additional assault to the series of indecent assaults in and around the periphery of Harvard Square that began in August. See the following slide for a review.

## ***Classification of Top Categories: 1.1.15 to 9.28.15***

Type	Number
Domestic	38
Unprovoked	27
Homeless	14

## Percent Change

Last 4 Weeks

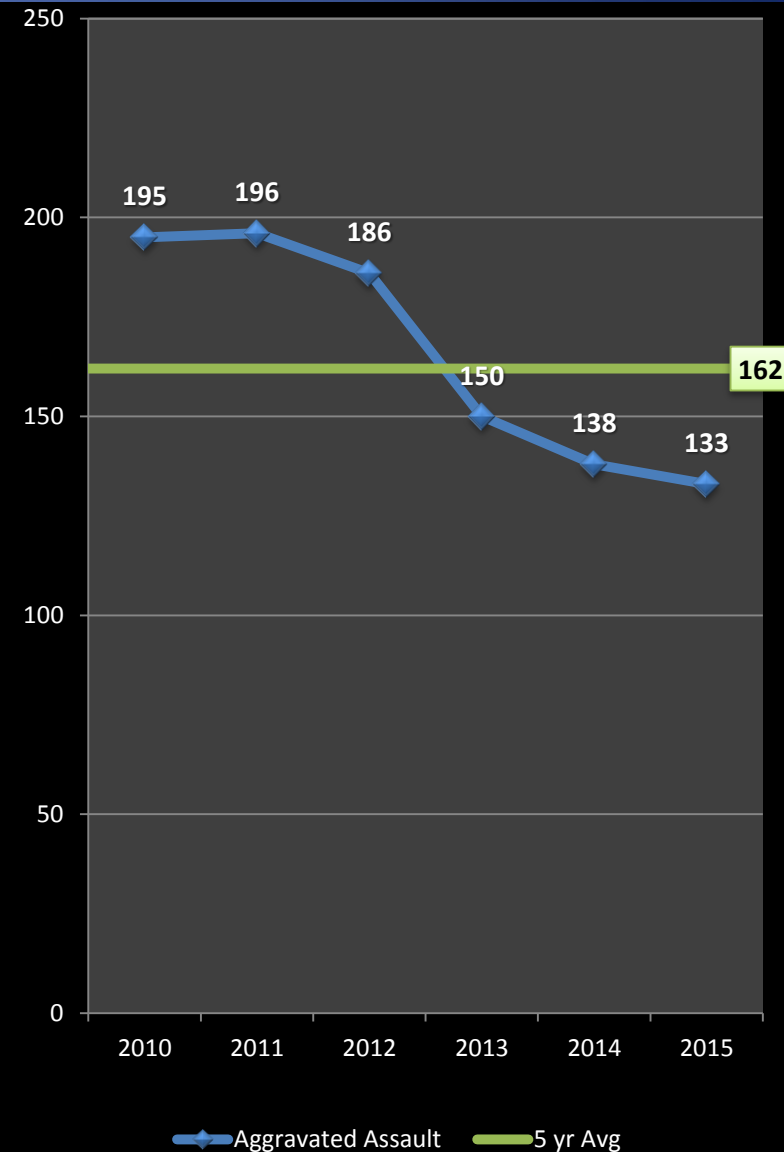
**36%**

Previous Year

**-4%**

5 Year Average

**-18%**





## Indecent Assaults - Only one reported since August

During the last 2 weeks of August, there was a series of indecent assaults in and on the periphery of Harvard Sq. Due to the disparate suspect descriptions and times of the incidents, it was hard to distinguish which of the crimes are related. There has been one arrest and CPD issued a citywide alert on 9.1.15 when Ronald Cattouse was arrested for an incident at Mass & Peabody. Since mid-July, there have been 3 incidents north of Harvard Sq between Radcliff and Lesley with similar suspect descriptions and victim types. All of these assaults (green arrows on Map) have been between 8-10pm. Incidents were 7/20, 8/26, and 8/31. **Nothing new in this series since 9.8.15.**

Indecent Assault -  
8.6.15, 2:40PM -  
Lesley library

Indecent Assault - 7.20.15,  
9PM - Heavy set, black male

Indecent Assault -  
8.31.15, 8:20PM  
Black male - tall - laughed  
Slapped buttocks

Indecent Assault - 9.8.15, 8:40PM,  
Black male, 20-25, 5'10", stocky  
short hair, grabbed butt and front  
area

Indecent Assault - 7.29.15, 2PM  
Hispanic male, 30, facial hair

Indecent Assault at Weld Boat  
House - 8.18.15, 2AM - white  
male on bike

Indecent Assault -  
8.14.15, 10:30PM  
White male, 40, on bike  
- grabbed buttocks

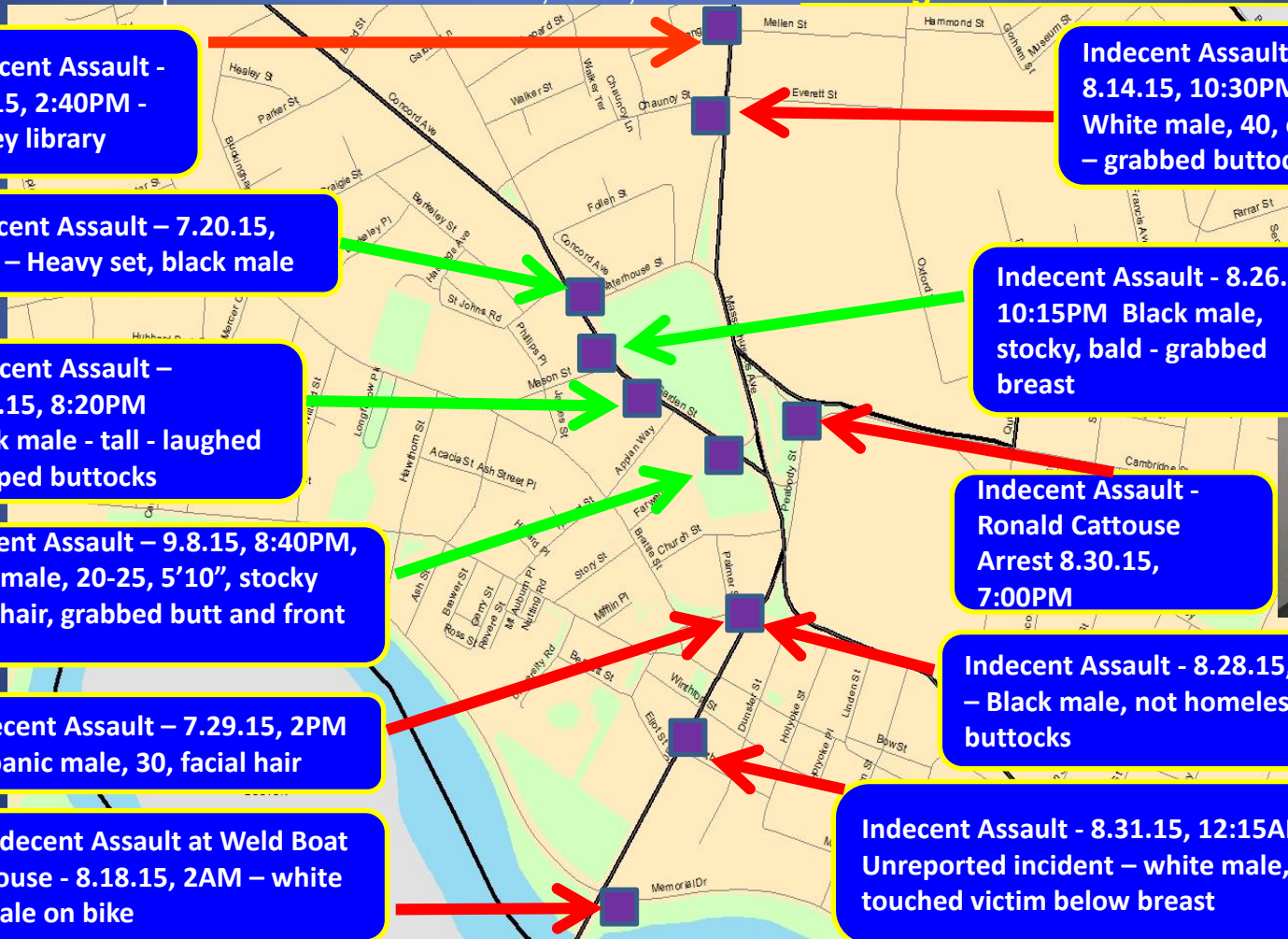
Indecent Assault - 8.26.15,  
10:15PM Black male,  
stocky, bald - grabbed  
breast

Indecent Assault -  
Ronald Cattouse  
Arrest 8.30.15,  
7:00PM



Indecent Assault - 8.28.15, 7:35PM  
- Black male, not homeless - grabbed  
buttocks

Indecent Assault - 8.31.15, 12:15AM  
Unreported incident - white male, 35,  
touched victim below breast

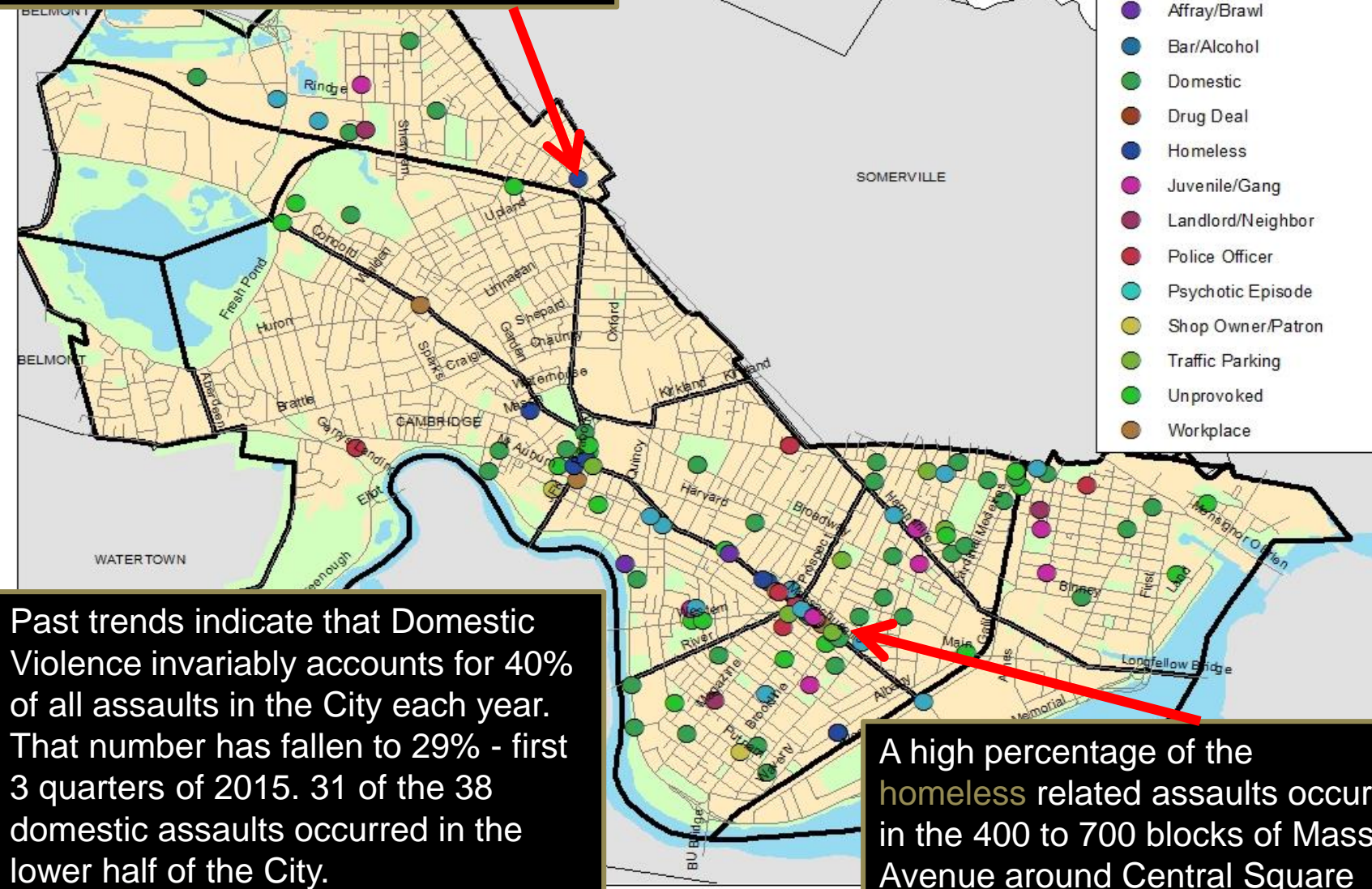






# Aggravated Assault in Cambridge by Category: 1.1.15 to 9.28.15

Stabbing in Porter Square on 5.26.15  
– two homeless persons – Suspect  
arrested in Boston on 7.21.15





# ROBBERY

*No Patterns*

- The five-year average for overall robbery in Cambridge for the first three quarters of the year is 82 incidents. From January 1<sup>st</sup> to September 28<sup>th</sup> of 2015, 59 robberies were recorded, which translates to a 28% decline below the projected total and a 2% decline when compared with the 60 reported during same time period last year.
- Commercial robbery has fallen 22% when compared with the first nine months of 2014, with five fewer incidents reported. The robbery on 6/1 at the East Cambridge Savings Bank in Porter Square was the first bank heist in Cambridge in 363 days. In the 2<sup>nd</sup> bank robbery of 2015, Michael Flaherty of South Boston was captured 2 hours after robbing the Citizen's Bank in East Cambridge on June 20<sup>th</sup>. There were five more note-passing bank robberies in Cambridge during July and August with arrests made in three of the crimes. See the next slide for a review of the bank robberies in Cambridge during the Summer of 2015. There were zero commercial robberies reported in the City during September.
- The five-year average for street robbery in Cambridge for the first nine months of the year is 62 incidents. Over the first 3 quarters of 2015, 41 incidents were reported, indicating a 34% decline below the projected total. The street robbery total in 2014 was the lowest in Cambridge in 50 years.
- In June of 2015, there were 11 street robberies in the City. Four street robberies were then recorded during July. The astonishingly low total of one street robbery was reported in Cambridge for the month of August. September brought seven eclectic, unrelated robberies with no street robbery patterns identified during the entire Summer of 2015.

## Percent Change

Last 4 Weeks

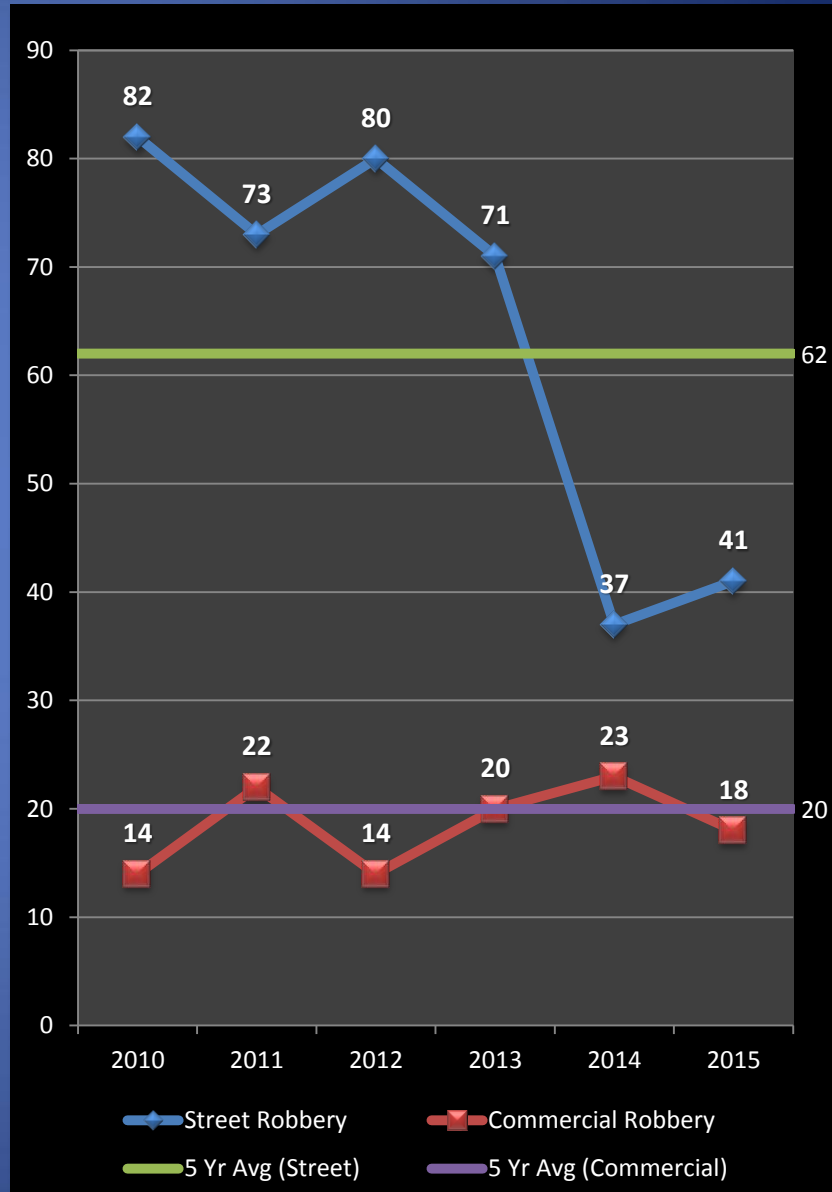
**0%**

Previous Year

**-2%**

5 Year Average

**-28%**








# Geographic Breakdown of Commercial Robberies: 1.1.15 to 8.12.15


(All commercial robberies after 8/12/15 were bank robberies - see next slide)

Cambridge Police BridgeStat

The Dunkin Donuts in Porter Square was robbed on 2.16.15 by a white female, 50, who implied that she had a gun – surveillance photo.



Bank Robbery at East Cambridge Savings on 6.1.15. The first bank robbery for City in 363 days.



Richard Perry of Somerville arrested in Boston on 1.23.15 and charged with armed robberies at the Quick Mart and the Thistle and Shamrock during third week in January.



Unarmed robbery at CVS on 3.16.15 – Juvenile suspects named

Shoplifting at Radio Shack in Harvard Square on 1.20.15 that escalated into a robbery

Incident involving security at construction site in North Point on 2.21.15

Michael Flaherty arrested for Citizen's Bank robbery on 6.20.15



Convenience Store 8.12.15

Shoplifting at Carlos & Tess on 5.26.15 that escalated into a robbery - Arrest

Karma Yoga on 7.23.15 at 2:30am – male and female suspects tricked employee to get in, stole \$\$

Kirkland Convenience on 4.9.15 with gun – suspect hit Somerville previous night



Robbery of Broadway Convenience store on 3.26.15. Arrest of Jason Johnson on 4.16.15



## Commercial Robbery

### Premise Type

- Bank
- Café
- Condominium
- Construction Site
- Convenience Store
- Dance Complex
- Electronics/Computers
- Retail Other





# Bank Robberies in City – Summer of 2015


Cambridge Police BridgeStat



Bank robbery at E. Boston Savings Bank at 2172 Mass Ave on 8.5.15 at 9:17a. White female or white male, 5'5", passed note, fled w/ \$182.

Bank Robbery at East Cambridge Savings on 6.1.15 – The 1<sup>st</sup> bank robbery for City in 363 Days

Linda Hennessey of 10 Russell St, Cambridge, was arrested for 2 Somerville bank robberies



Bank robbery at TD Bank, 1270 Mass Ave on 8.11.15 at 10:50 – suspect passed note



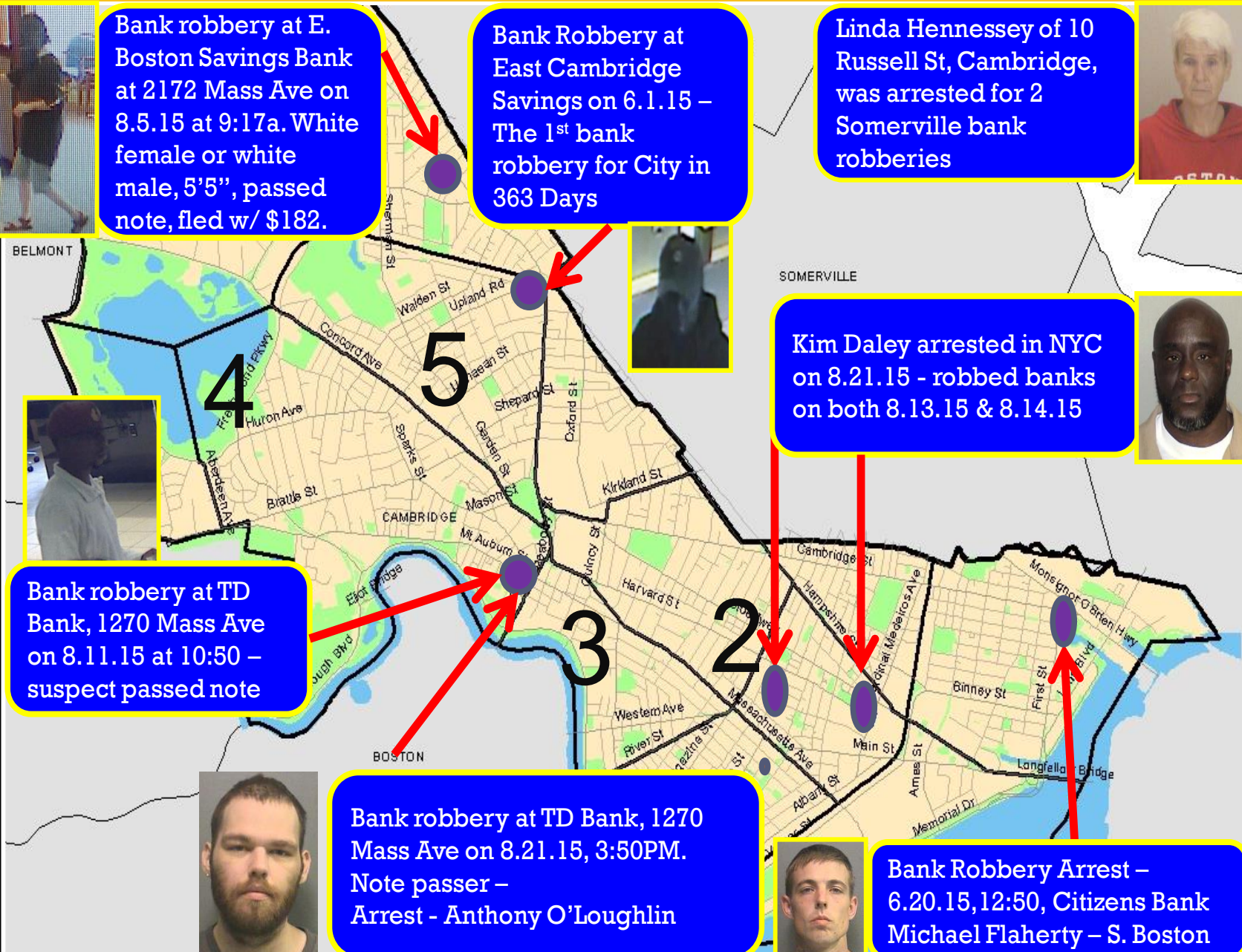
Kim Daley arrested in NYC on 8.21.15 - robbed banks on both 8.13.15 & 8.14.15



Bank robbery at TD Bank, 1270 Mass Ave on 8.21.15, 3:50PM. Note passer – Arrest - Anthony O'Loughlin



Bank Robbery Arrest – 6.20.15, 12:50, Citizens Bank Michael Flaherty – S. Boston







# Geographic Breakdown of Street Robberies: 1.1.15 to 8.31.15

(See next slide for September 2015 Street Robberies)

Cambridge Police BridgeStat

Homeless  
knockdown  
on 3.3.15

Pack robbery on  
Richdale Ave on  
7.25.15 – phone taken

Bike jacking on  
Jackson Pl  
8.12.15

2 arrested for  
armed robbery  
(gun) at Briston  
Arms on 6.29.15

Purse snatch on  
Brattle on 3.31.15

## Street Robbery

### Day of Week

- Monday
- Tuesday
- Wednesday
- Thursday
- Friday
- Saturday
- Sunday
- Unknown

Homeless strong-arm on 4.4.15 -  
Acquaintance on 5.10.15

There have been two unrelated  
street robberies in the 700 to 800  
block of Main Street in 2015. Two  
20-year-olds from Boston were  
arrested for a strong-arm incident  
on 2.7.14. Another strong arm  
incident on 2.23.15 – Community  
Alert issued.

An arrest was  
made of a suspect  
from Everett for a  
robbery outside of  
the Sunset Café on  
2.12.15.

Homeless  
robbery on  
7.6.15

4 males arrested for  
6 robberies in  
Brookline, Boston,  
Cambridge (2) &  
Lawrence on 7.3.15

Female robbed in  
100 block of  
Cambridge St on  
4.16.15.

Known suspects  
on cell phone  
grab on 3.3.15

Female followed  
by suspect with  
knife near  
Banks on 3.6.15

Both at Bishop Allen & Norfolk:  
Pack Robbery on 1.23.15  
Arrest on 2.7.15

Arrest of Boston  
resident at Mall –  
Domestic robbery  
on 3.8.15

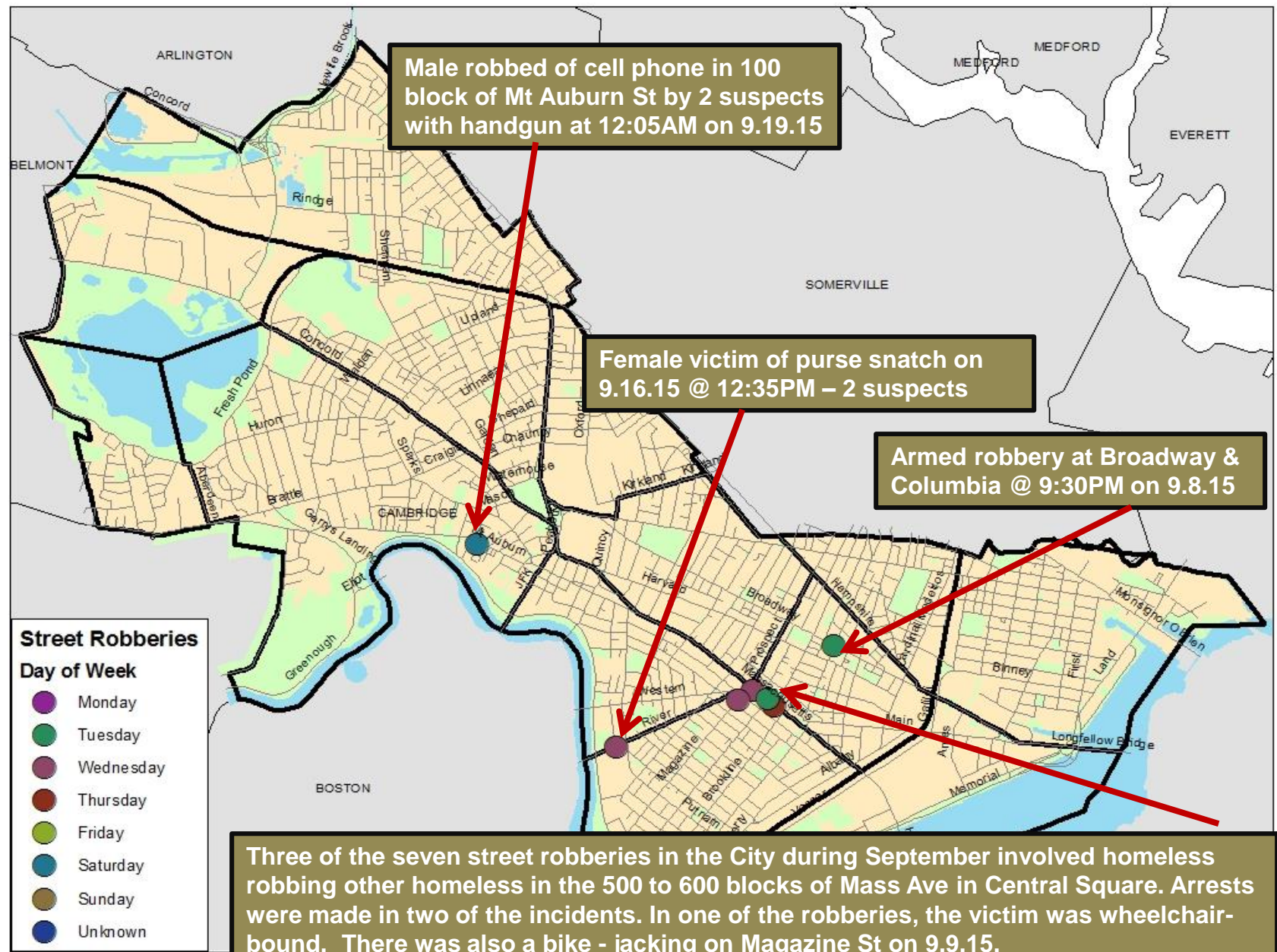
7 robberies involving multiple male  
suspects threatening violence were  
reported in lower Cambridge in June.  
Nothing similar in the area since 6.24.15.

September  
2015



# Geographic Breakdown of Street Robberies: September 2015

Cambridge Police BridgeStat







# Burglary

## Continuing Patterns

- After recording a historic 50-year low watermark in 2014, the property index crime of burglary, the combination of residential and commercial breaks, has climbed upward 58% when measured against the first three quarters of 2014. Much of this rise can be attributed to a surge in commercial breaks from 38 incidents in 2014 to 78 between January and September of 2015.
- The five-year average for overall burglary in Cambridge for the first nine months of the year is 295 incidents. From January 1<sup>st</sup> to September 28<sup>th</sup> of 2015, 320 burglaries were recorded, which indicates to an 8% increase above the projected total.
- Commercial break trends identified in 2015 consist of a series of construction site breaks in February, and a clustering of incidents in Porter Square, Huron Village, and Central Squares that have abated since the middle of March. There had been a sharp increase in thefts from offices in Central and Porter Squares during April and May of this year. After declining for two straight months, Commercial burglary increased by 4 incidents from August to September.
- The July housebreak pattern in East Cambridge has diminished and is now considered interdicted. The housebreak pattern identified in May in Cambridgeport has cooled, with a few sporadic incidents in September. A new series in Riverside & Mid Cambridge was identified in late August. See the following slides for a review of housebreak activity in Cambridge during the Summer of 2015.

### Percent Change

Last 4 Weeks

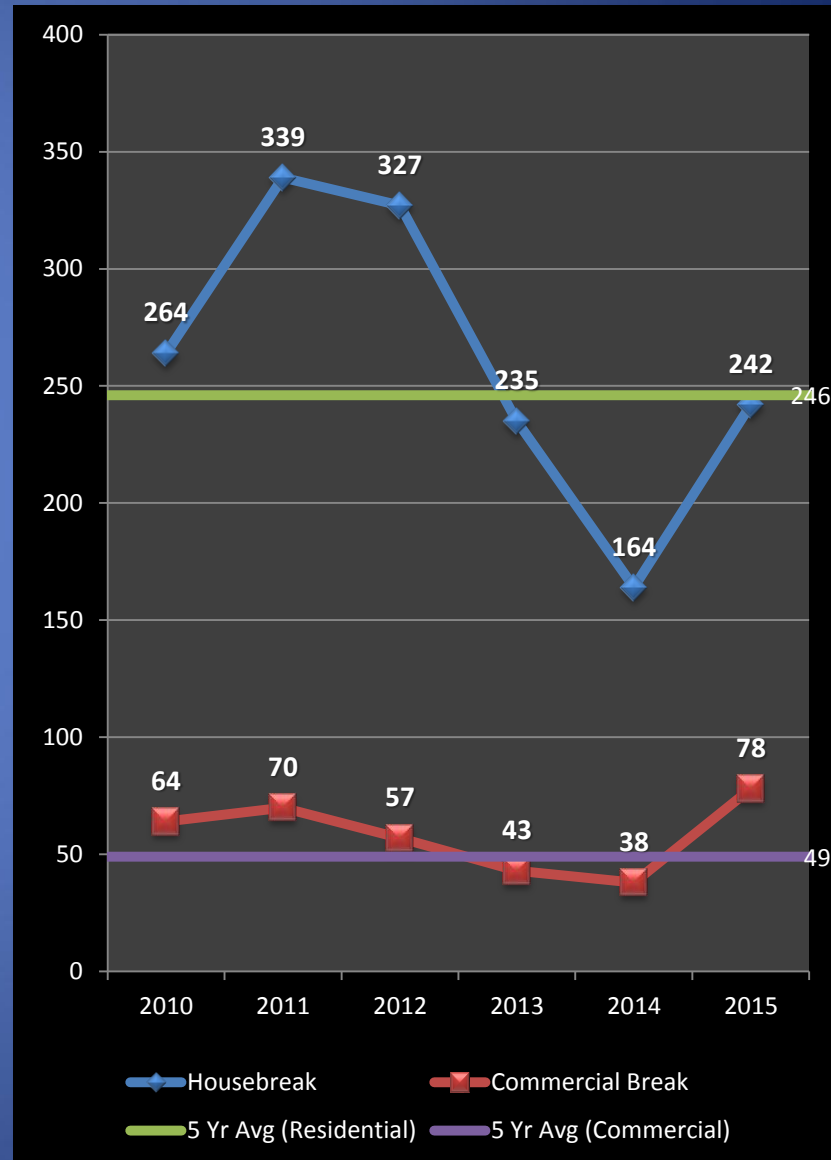
Previous Year

5 Year Average

**-23%**

**+58%**

**+8%**





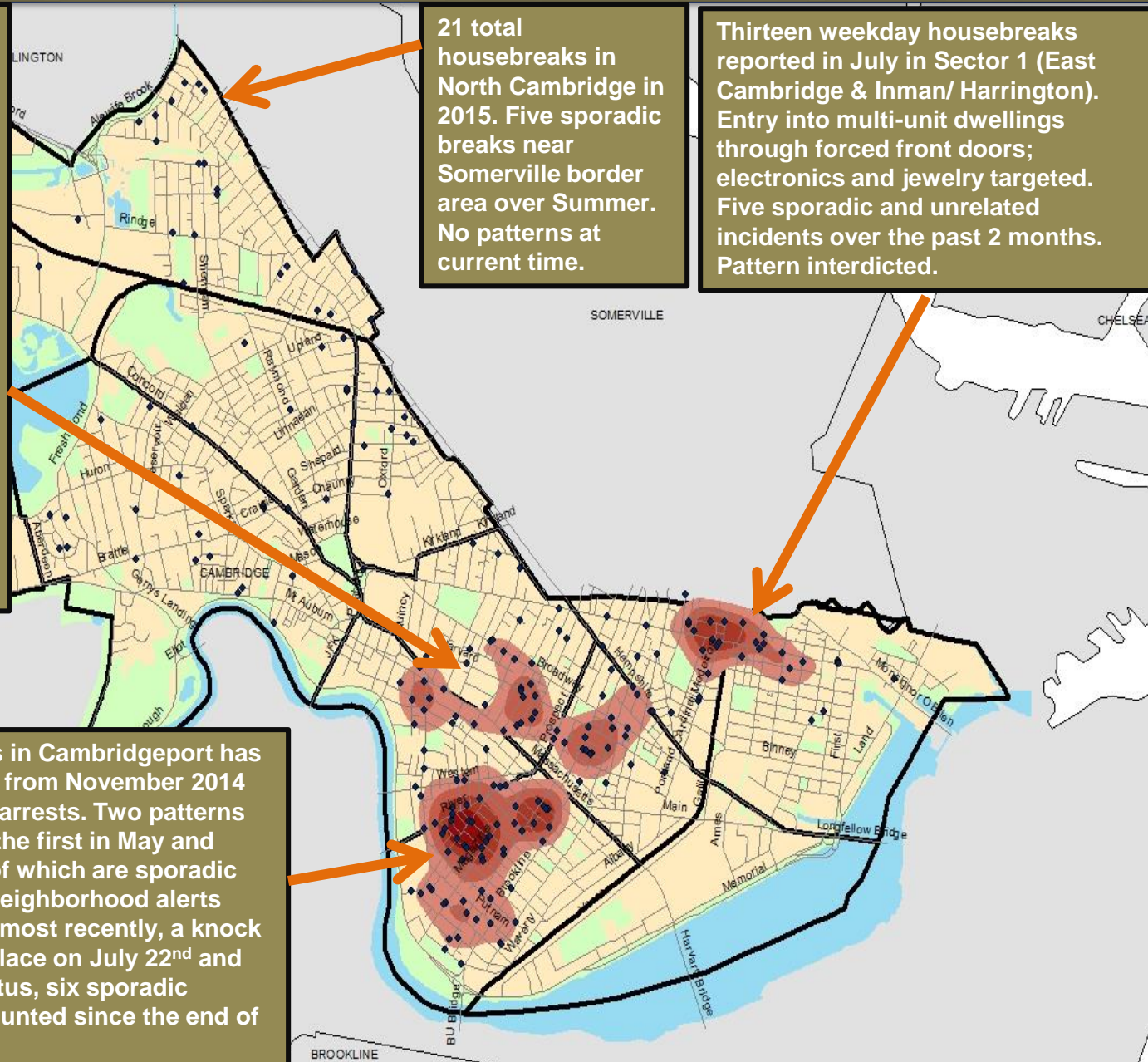
# Geographic Breakdown of Housebreaks: First 3 Quarters of 2015

Area 4 and Mid Cambridge combined reported 26 breaks in the past 3 months. An arrest was made in connection with three Mid-Cambridge breaks that took place over a two-day span in July. In a separate Mid-Cambridge break, an arrest of a known offender was made after a fingerprint link was confirmed and warrants were sought. Nothing solid to classify as operational pattern at the present time.

21 total housebreaks in North Cambridge in 2015. Five sporadic breaks near Somerville border area over Summer. No patterns at current time.

Thirteen weekday housebreaks reported in July in Sector 1 (East Cambridge & Inman/ Harrington). Entry into multi-unit dwellings through forced front doors; electronics and jewelry targeted. Five sporadic and unrelated incidents over the past 2 months. Pattern interdicted.

Pattern of housebreaks in Cambridgeport has continued sporadically from November 2014 to the present, despite arrests. Two patterns have been identified – the first in May and another in June, both of which are sporadic but ongoing. Multiple neighborhood alerts have been issued and, most recently, a knock & talk campaign took place on July 22<sup>nd</sup> and 23<sup>rd</sup>. After a 3-week hiatus, six sporadic incidents have been counted since the end of August.

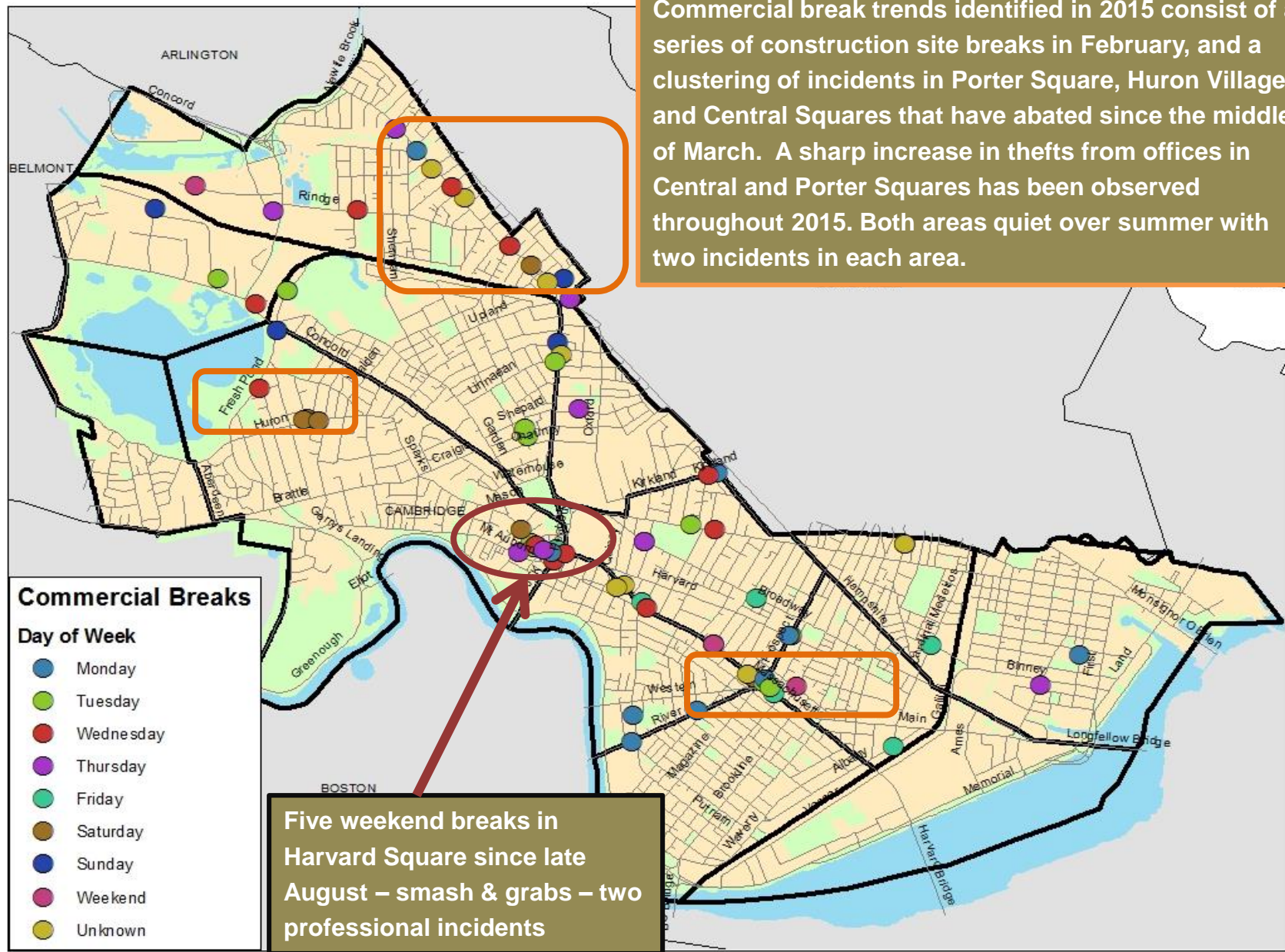






# Geographic Breakdown of Commercial Breaks: First 3 Quarters of 2015

Commercial break trends identified in 2015 consist of a series of construction site breaks in February, and a clustering of incidents in Porter Square, Huron Village, and Central Squares that have abated since the middle of March. A sharp increase in thefts from offices in Central and Porter Squares has been observed throughout 2015. Both areas quiet over summer with two incidents in each area.





## LARCENY

*No Patterns*

- **Larceny through the first nine months of 2015 is down 2% (or 36 incidents)** when compared with the same time frame in 2014. The total of 1483 larcenies reported year-to-date remains 13% below the 5-year weighted average of 1706 incidents.
- **Larcenies from motor vehicles through September have decreased by 32 crimes, or 9%, from the number reported during the same time frame in 2014.** There are currently no patterns anywhere in the city.
- **Larcenies from the person continue their downward momentum. Through the first nine months of 2015, this crime type is down 20% when compared with the same time frame last year, and is down 42% below the 5-year average.** Only 17 incidents were reported citywide in September. Central Sq saw the most incidents this month, with 8 reported thefts.
- **There have been 263 larcenies from buildings reported during the first nine months of 2015.** This is 3% (8 incidents) below the 271 incidents reported in 2014 and 6% below the 5-year average of 281. No patterns or trends of this crime type emerged in August. However similar to the summer months, most incidents this month involved items left unattended on store counters or forgotten / left behind when patrons left establishments.
- **Similar to last year, larcenies from residences continue to be on the rise, registering 18% (27 incidents) higher through September of 2015 than during the same time frame last year.** Just about 50% (90) of the 181 incidents to date have involved package thefts from residences. Only 5 were reported in September, which is down from previous months. Year-to-date, Mid-Cambridge has seen the most with 23 and was the only neighborhood to experience more than once theft this month. Incidents remain sporadic with no temporal patterns identified at this time.
- **Year-to-date, there have been 292 bikes reported stolen in Cambridge, up 8% from the 270 reported through the first nine months of 2014 and just 1 incident above the 5-year average.** Despite the year-to-date increase, bike thefts actually saw a decrease from August to September, with 10 fewer incidents reported this month. Inman/Harrington saw the most activity in September with 18 incidents.

### Percent Change

Last 4 Weeks

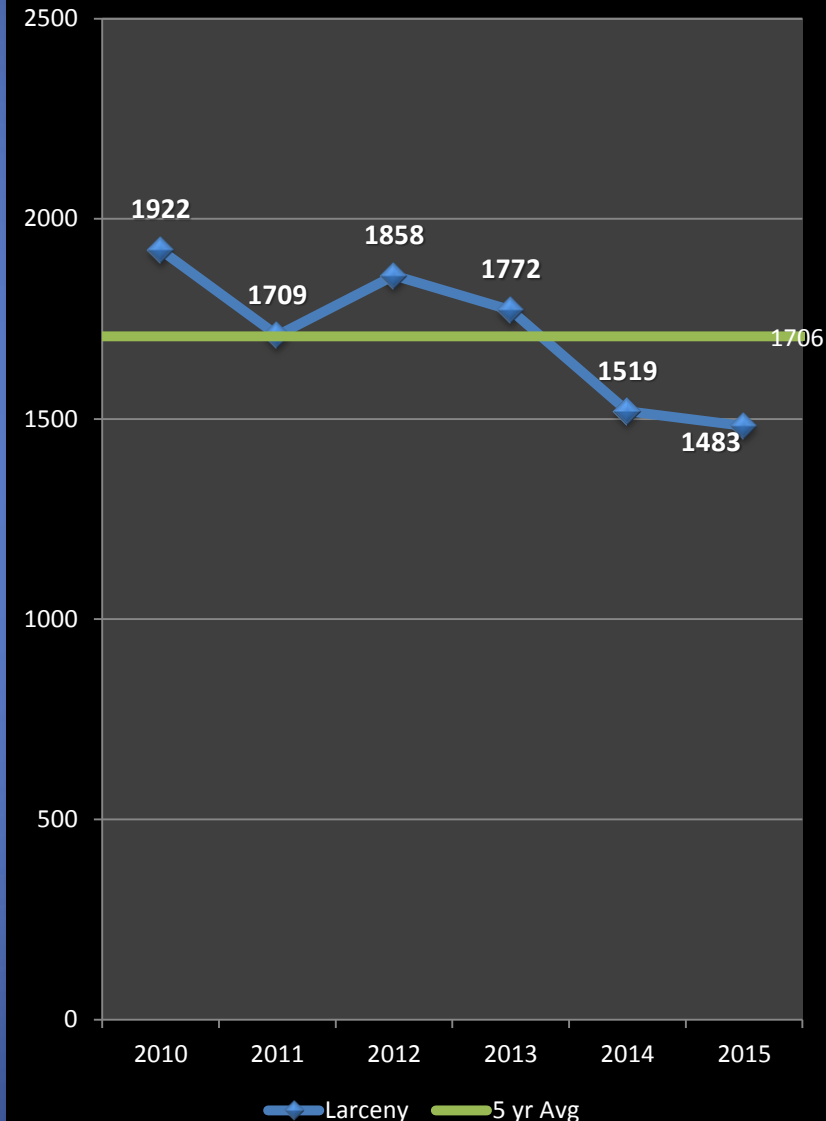
**-9%**

Previous Year

**-2%**

5 Year Average

**-13%**







# LARCENY From MV

*No Patterns*

- Larcenies from motor vehicles slid from 345 thefts over the first nine months of 2014 down to 313 incidents through the end of September this year. The 5-year average for larceny from MVs in Cambridge for the first nine months of the year is 435 incidents. The 313 LMVs so far in 2015 points to a 28% decline below the projected total.
- The Summer of 2015 has been exceptionally quiet for a target crime that usually peaks during the warm weather months. The combined total of fewer than 60 LMVs in Cambridge for the months of July and August is an astonishingly low number. Warm weather weekends in Cambridge usually produce ten thefts from cars in the City. That number fell to an average of three incidents per weekend during the Summer of 2015. This continued into September with only 15 incidents of this target crime being reported throughout the month.
- There was an uptick in larcenies from motor vehicles in Mid-Cambridge in September, with a third of the incidents reported there. Thefts occurred in the first two weeks of the month and have been quiet since.
- The majority of the crimes this year have involved motor vehicles that were left unlocked, as this is a crime of opportunity for those looking for a quick grab. Only 4 of the 15 victims in September reported that some form of manipulation was used to gain access to their vehicle.
- No arrests were made in the 15 thefts that were reported in September.

## Percent Change

Last 4 Weeks

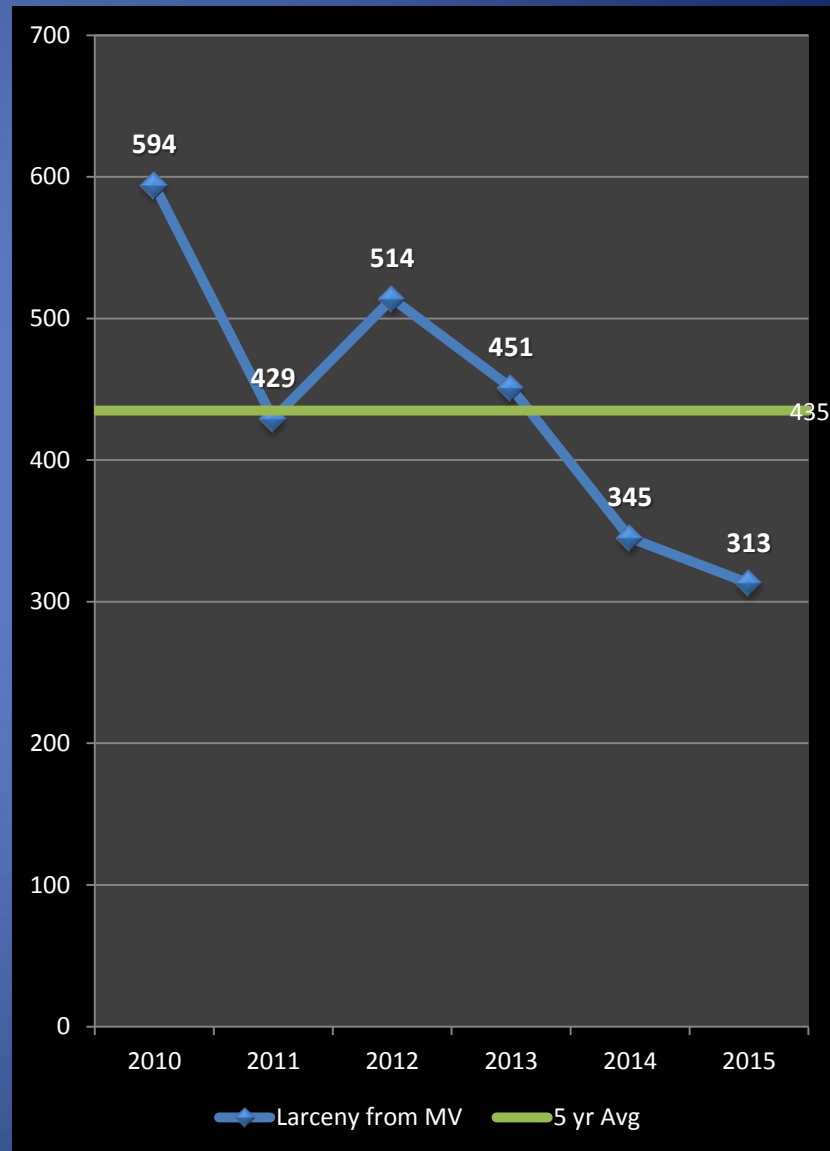
**-40%**

Previous Year

**-9%**

5 Year Average

**-28%**



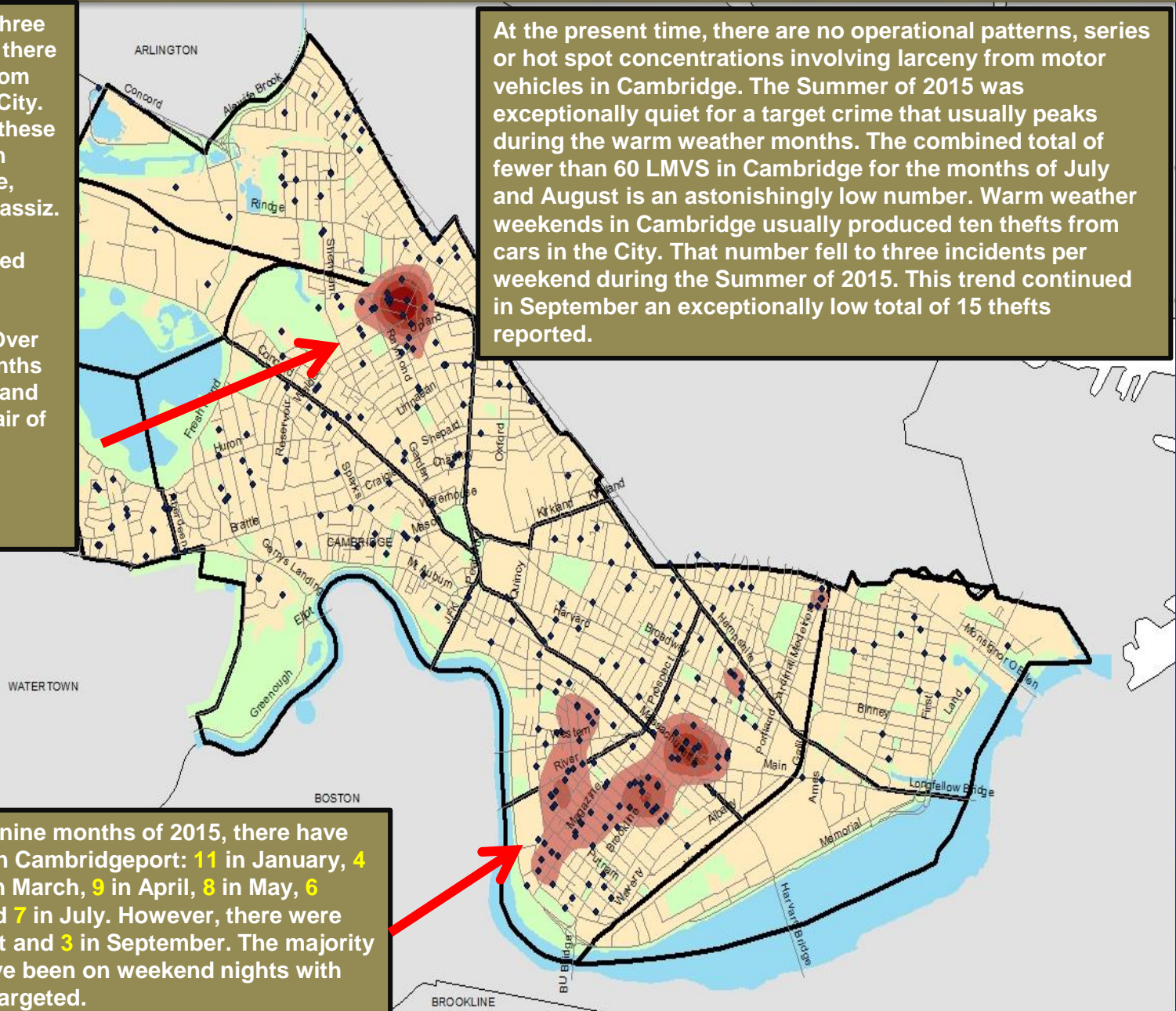


# Geographic Breakdown of Larceny from MVs: First 3 Quarters of 2015

During the first three weeks in March, there were 41 thefts from cars across the City. Close to 70% of these incidents were in North Cambridge, Peabody and Agassiz. Suspects were targeting unlocked cars, with loose change and cell phones stolen. Over the past five months directed patrols and the arrest of a pair of suspects from Somerville have reduced activity considerably.

At the present time, there are no operational patterns, series or hot spot concentrations involving larceny from motor vehicles in Cambridge. The Summer of 2015 was exceptionally quiet for a target crime that usually peaks during the warm weather months. The combined total of fewer than 60 LMVS in Cambridge for the months of July and August is an astonishingly low number. Warm weather weekends in Cambridge usually produced ten thefts from cars in the City. That number fell to three incidents per weekend during the Summer of 2015. This trend continued in September an exceptionally low total of 15 thefts reported.

During the first nine months of 2015, there have been 59 LMVs in Cambridgeport: **11** in January, **4** in February, **9** in March, **9** in April, **8** in May, **6** during June and **7** in July. However, there were only **2** in August and **3** in September. The majority of incidents have been on weekend nights with unlocked cars targeted.





# LARCENY: *from Person*

## No Patterns

- Larcenies from the person are down 32 incidents through the first nine months of 2015 when compared with the same time frame in 2014. The total of 130 incidents reported thus far in 2015 is 93 incidents, or 42%, below the five-year average of 223. Incidents have increased over the last four weeks when compared with the previous four weeks, with 7 more reported. The Central Square area saw the most overall activity in September with 8 incidents, followed by Harvard Square with 5.
- Very little pattern activity was seen in 2014, and this trend has continued throughout 2015. In past years, much of the larceny from person activity was reported at bars and restaurants in the Squares (known as "dipper" activity). In September, there were three dipper incidents reported citywide: the theft of a purse from a restaurant in Central Square and two laptop/tablets stolen from cafes in Harvard Sq.
- Although none took place in September, another trend we saw this summer was thefts at parks while victims' belongings were left unattended. These occurred with about three a month throughout the city with no patterns developing.
- Official totals for 2014 put the final number of larcenies from the person at 220 incidents for the year. This was 35% below the 341 incidents reported in 2013. Part of the explanation for the large reduction in this crime type over the past year may be that a number of the more prolific thieves, particularly ones that tend to target the Harvard Square area, are currently incarcerated.

### Percent Change

Last 4 Weeks

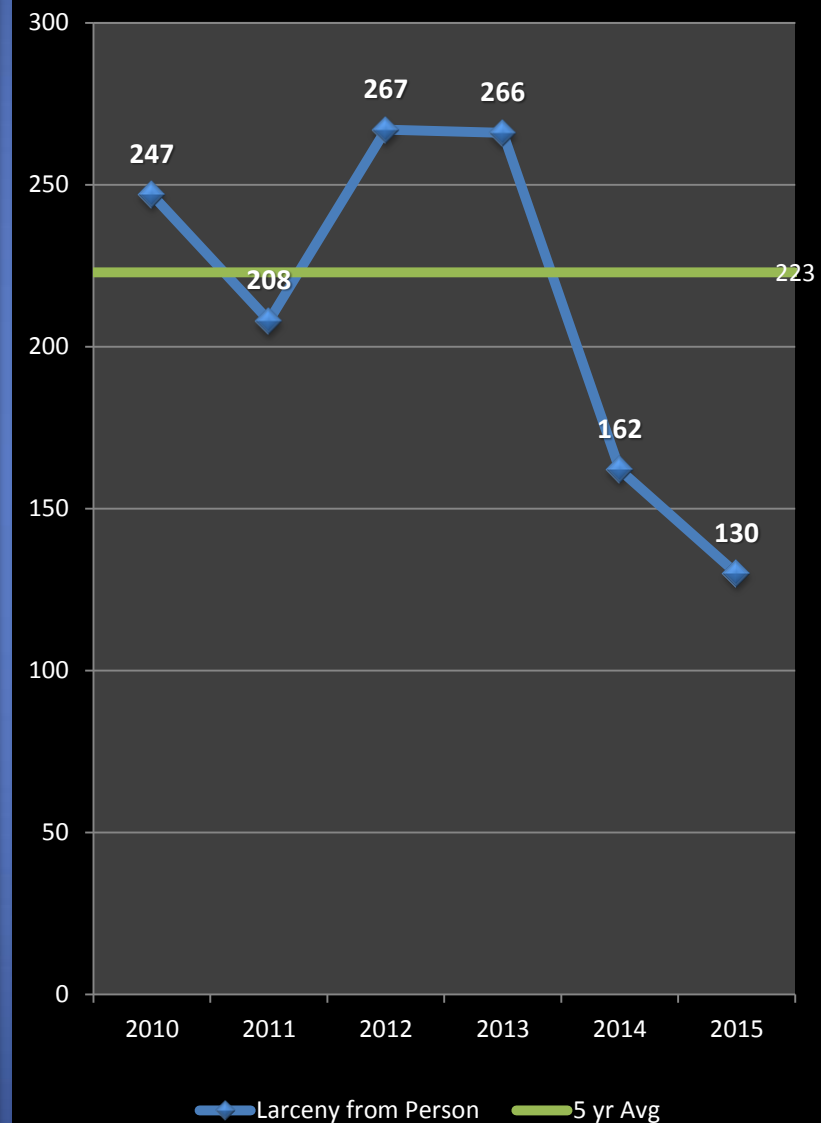
70%

Previous Year

-20%

5 Year Average

-42%







# LARCENY: of Bicycle

## No Patterns

- Through the first nine months of 2015, there have been 292 bicycles reported stolen citywide in Cambridge. This is 22 incidents above the 270 thefts reported during this time frame in 2014 (+8%) and 1 incident above the five-year average of 291.
- Due to the record-breaking snowy and cold winter this year, our numbers were understandably low prior to May. In fact, likely because of the weather, not a single bike theft was reported in February, and only 4 were reported in March. With the turn of the weather, numbers jumped to 14 thefts in April, to 40 each in May and June, and reached a peak of 72 in July before taking a turn in August, slipping to 63 reported incidents. The first 28 days of September have continued this downward turn with only 42 thefts having been reported thus far. Neighborhoods that saw most bike thefts this month were Inman/Harrington (18) and Mid Cambridge (5).
- Hotspot areas can be found in the major Squares.
- Just under 70% (202) of the 292 bicycles stolen year-to-date in 2015 were locked at the time of the thefts.
- Breakdown by Neighborhood, year-to-date 2015:**

Neighborhood	Total	% Citywide
East Cambridge & Cambridgeport	39 each	13% each
Riverside	32	11%
West Cambridge & Mid-Cambridge	31	11% each

### Percent Change

Last 4 Weeks

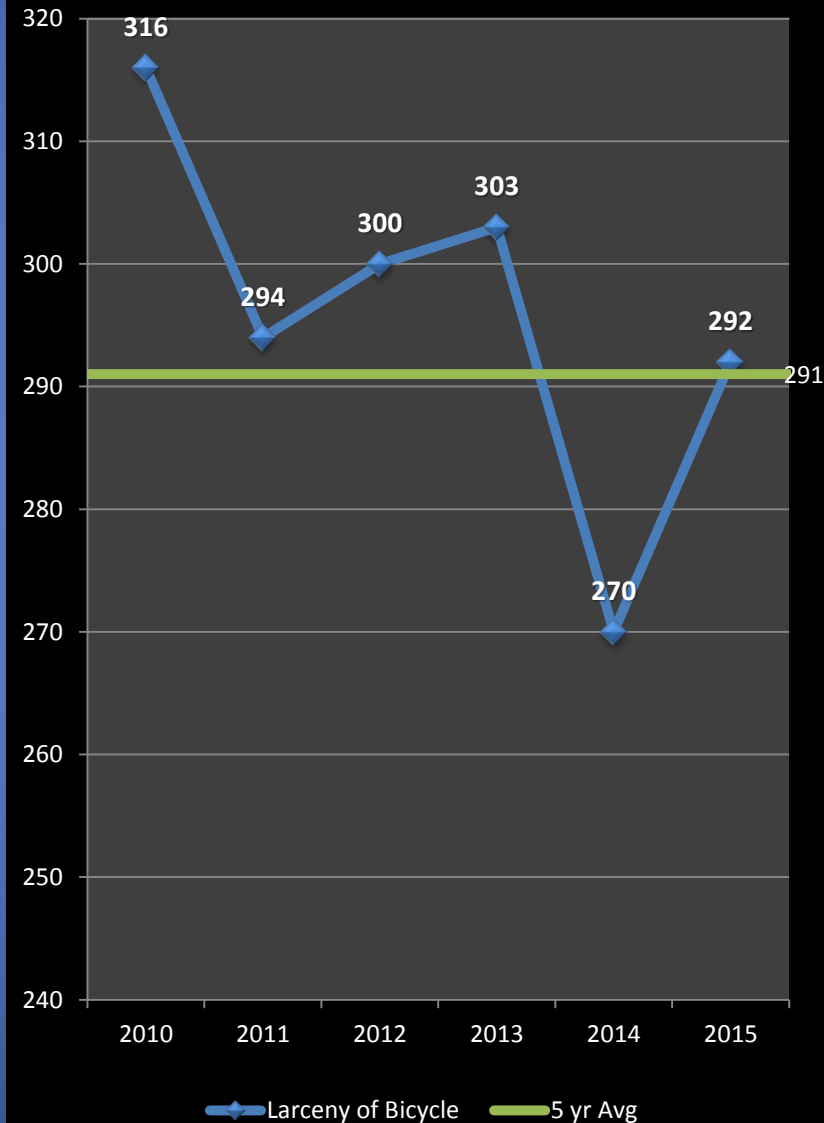
-19%

Previous Year

+8%

5 Year Average

0%

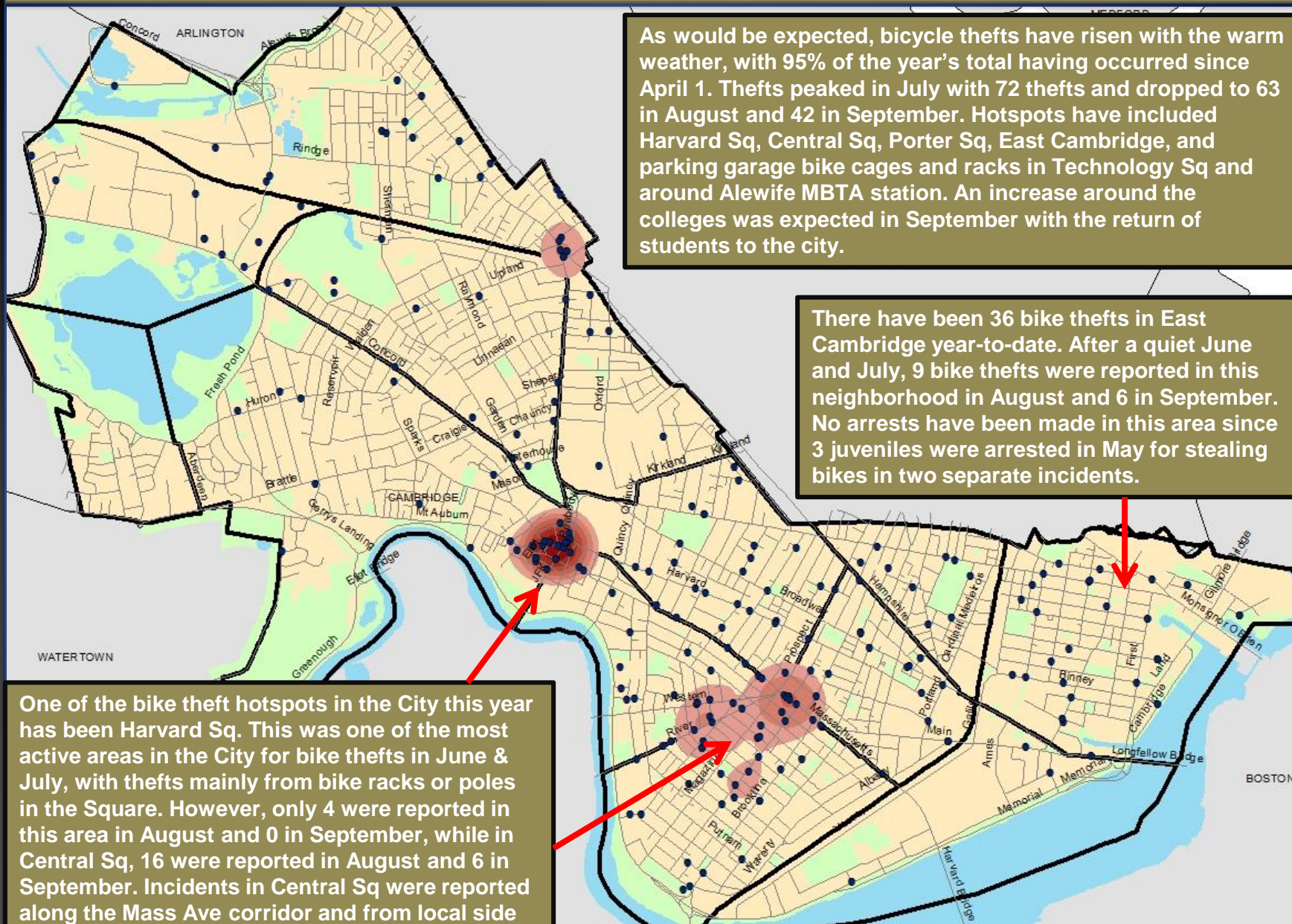






# Larceny of Bicycles: 4.1.15 to 9.28.15

Cambridge Police BridgeStat



As would be expected, bicycle thefts have risen with the warm weather, with 95% of the year's total having occurred since April 1. Thefts peaked in July with 72 thefts and dropped to 63 in August and 42 in September. Hotspots have included Harvard Sq, Central Sq, Porter Sq, East Cambridge, and parking garage bike cages and racks in Technology Sq and around Alewife MBTA station. An increase around the colleges was expected in September with the return of students to the city.

There have been 36 bike thefts in East Cambridge year-to-date. After a quiet June and July, 9 bike thefts were reported in this neighborhood in August and 6 in September. No arrests have been made in this area since 3 juveniles were arrested in May for stealing bikes in two separate incidents.

One of the bike theft hotspots in the City this year has been Harvard Sq. This was one of the most active areas in the City for bike thefts in June & July, with thefts mainly from bike racks or poles in the Square. However, only 4 were reported in this area in August and 0 in September, while in Central Sq, 16 were reported in August and 6 in September. Incidents in Central Sq were reported along the Mass Ave corridor and from local side roads and residential yards.



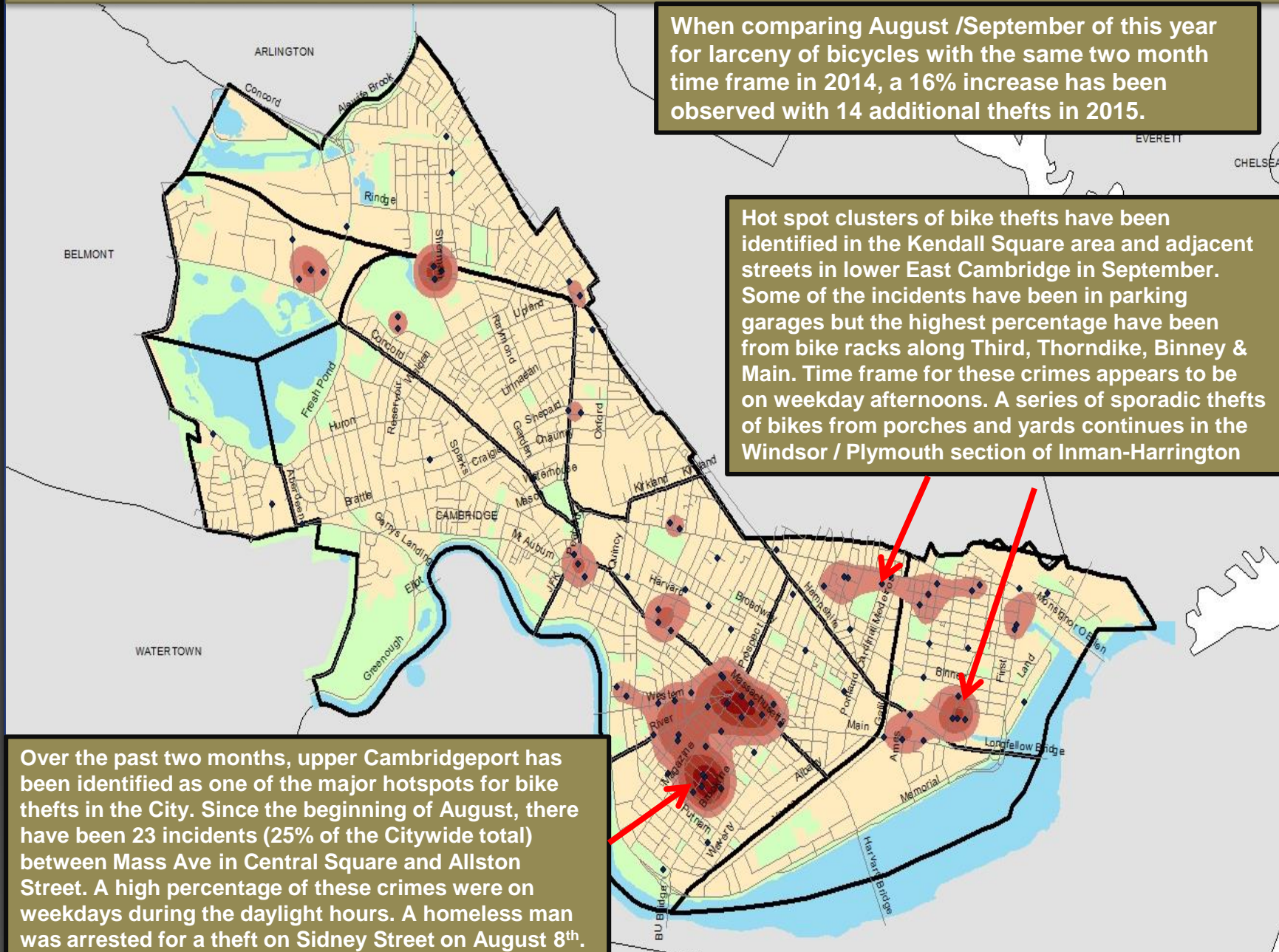


# Larceny of Bicycles (more recent focus): 8.1.15 to 9.28.15

When comparing August /September of this year for larceny of bicycles with the same two month time frame in 2014, a 16% increase has been observed with 14 additional thefts in 2015.

Hot spot clusters of bike thefts have been identified in the Kendall Square area and adjacent streets in lower East Cambridge in September. Some of the incidents have been in parking garages but the highest percentage have been from bike racks along Third, Thorndike, Binney & Main. Time frame for these crimes appears to be on weekday afternoons. A series of sporadic thefts of bikes from porches and yards continues in the Windsor / Plymouth section of Inman-Harrington

Over the past two months, upper Cambridgeport has been identified as one of the major hotspots for bike thefts in the City. Since the beginning of August, there have been 23 incidents (25% of the Citywide total) between Mass Ave in Central Square and Allston Street. A high percentage of these crimes were on weekdays during the daylight hours. A homeless man was arrested for a theft on Sidney Street on August 8<sup>th</sup>.





# AUTO THEFT

*No Patterns*

- The projected 5-year weighted average for auto thefts through the first nine months of the year is 99 incidents. With 95 thefts reported year-to-date, we are 4% below the average and 5% (five incidents) below the number reported during this time frame in 2014.
- There were 12 auto thefts reported in the past four weeks, which is up 2 incidents or 20% from the previous four weeks.
- As temperatures heated up over the summer, so did the thefts of scooters and motorcycles. From June 1<sup>st</sup> to August 3<sup>rd</sup> we had 35 auto thefts, and of those 35, only 7 were automobiles. The highest ranking neighborhoods for two-wheeled thefts during this time were Cambridgeport with 6, and Area 4 and Mid-Cambridge, each with 4. However, quite surprisingly, only 1 scooter was reported stolen in August. We would normally expect this decline to continue as the weather changes but September's numbers show that about half of the 12 thefts involved mopeds or motorcycles.
- Since the beginning of the year, the following neighborhoods have been the top in auto thefts: Cambridgeport (16), North Cambridge (15), Area 4 (10), and Mid Cambridge and East Cambridge, both with 9.
- Of the 95 cars stolen thus far in 2015, 53 (56%) have been recovered to date.

## Percent Change

Last 4 Weeks

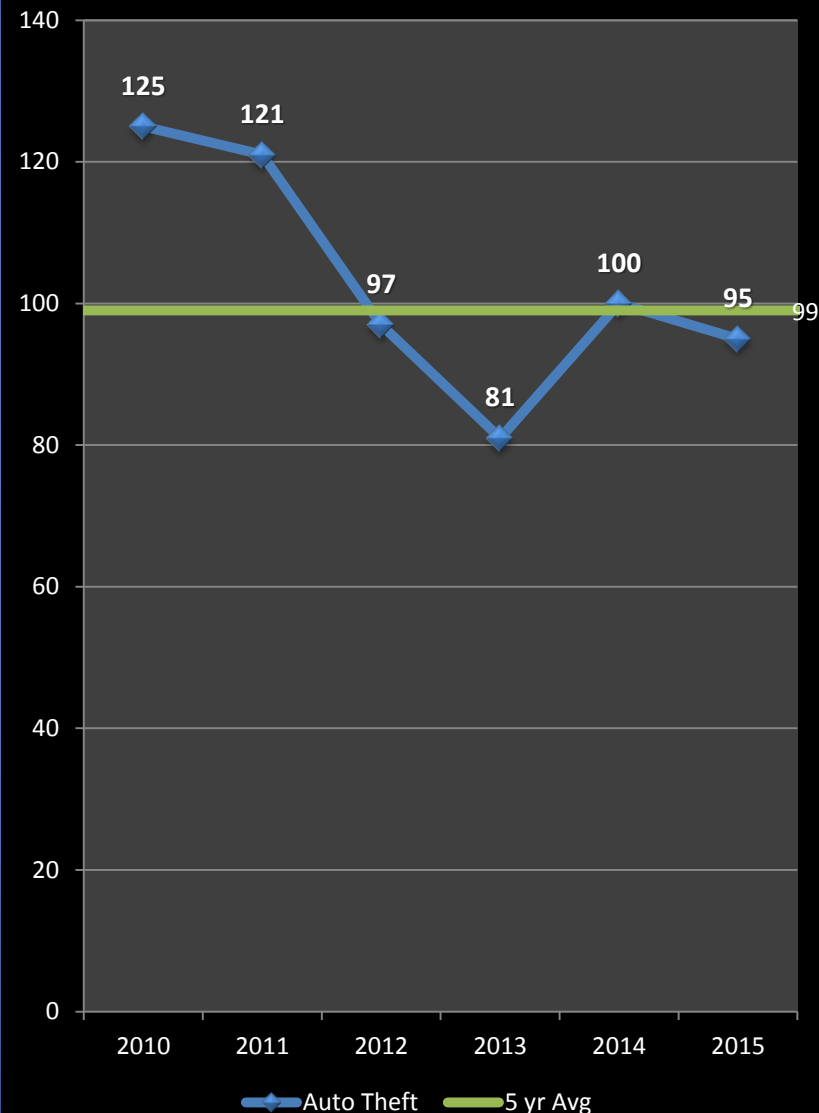
**+20%**

Previous Year

**-5%**

5 Year Average

**-4%**







# Help Prevent Crime

*And keep yourself informed!*

## To receive information from the CPD:

- Sign up with for the **Cambridge Alert Network**, to receive alerts about emerging crime patterns, neighborhood meetings, and crime prevention tips, by visiting [www.CambridgeMa.gov/AlertNetwork](http://www.CambridgeMa.gov/AlertNetwork).
- “Like” the Cambridge Police Department on Facebook at [www.facebook.com/CambridgePolice](http://www.facebook.com/CambridgePolice)
- Follow [@CambridgePolice](https://twitter.com/CambridgePolice) on Twitter.
- Visit our website at [www.CambridgePolice.org](http://www.CambridgePolice.org) for valuable information and reports including the Daily Log and BridgeStat, which is published on the first Friday of every month.
- Download our new “MyPD” smartphone app at [www.CambridgePolice.org/MyPD](http://www.CambridgePolice.org/MyPD).


## To Share Information with the CPD:

- Call our Non-Emergency Telephone Number at **617-349-3300**.
  - Every call for service generates a police response, so help drive our resources by reporting things that seem suspicious or out of the ordinary.
- Send an Anonymous TEXT-A-TIP:
  - Send an ANONYMOUS text message to **Tip411 (847411)**. Begin your message with Tip650 and then type your message. You will receive a response from the Cambridge Police with the option to continue communicating. Please remember that this is not a replacement for 9-1-1. **If you witness an emergency situation, please call 9-1-1 immediately.**
- Send an Anonymous Crime Tip E-Mail at [www.CambridgePolice.org/Tips](http://www.CambridgePolice.org/Tips)



# Questions?

- The complete 2014 Cambridge Police Annual Crime Report is available on our website at [www.CambridgePolice.org](http://www.CambridgePolice.org).



- We welcome all questions, comments, and suggestions.
- Please direct your feedback to: [BridgeStat@CambridgePolice.org](mailto:BridgeStat@CambridgePolice.org).
- To review previous editions of BridgeStat, visit our website at [www.CambridgePolice.org/BridgeStat](http://www.CambridgePolice.org/BridgeStat).